



Model ZW1017XLHT

Aqua-Gard® Tempering Mixing Valve

Application

Ideal for use where Lead-Free* valves are required. The Zurn Wilkins Model ZW1017XLHT higher temperature range Aqua-Gard® Tempering Mixing Valve, when installed at the hot water source, is designed for radiant heating systems only. The ZW1017XLHT is designed to mix the hot and cold water to establish a mixed temperature range of 80°F to 165°F. **WARNING:** This device should never be installed at the point of use where the end user could change its setting. It is recommended that the ZW1017XLHT be installed with shut-off valve and thermometer in the tempered water line to provide accurate and safe water mixing temperature.

Standards Compliance

- ASSE® Listed 1017
 - Certified to NSF/ANSI 372* by IAPMO R&T
- *(0.25% MAX. WEIGHTED AVERAGE LEAD CONTENT)

Materials

Body	Low Lead Cast Bronze, ASTM B 584
Internal brass	Low Lead Brass, ASTM B 927, UNS C27450
Piston	Polysufone
Guide Tube & Checks	Noryl GFN2
Spring & Screen	300 Series Stainless Steel
Seals	Nitrile Elastomer

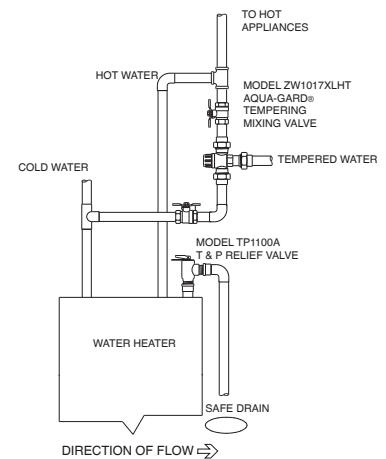
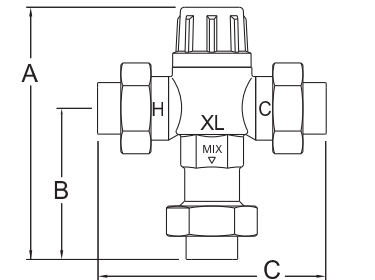


Features

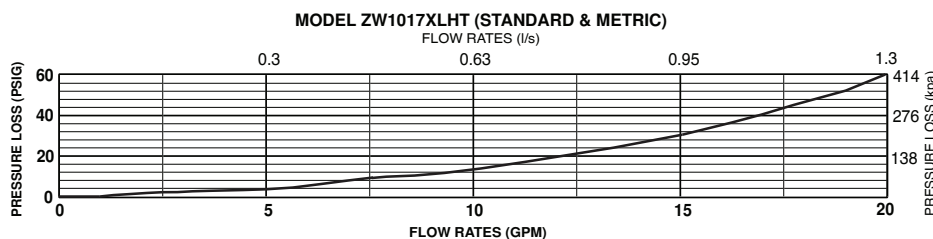
Sizes:	3/8", 1/2", 3/4", 1"
Outlet Temp. Range	80-165°F(26.7-73.8°C)
Temperature Hot Supply	120-195°F max. (49-90.5°C)
Temperature Cold Supply	40-75°F(4.4-23.8°C)
Set Temperature Accuracy	+/- 4°F(2°C)
Max. Working Pressure (inlet)	145 psi
Max. Working Pressure (Dynamic)	1.5-70 psi
Flow rate @ 45 psi pressure loss	18 gpm
Min. Flow Rate	0.5 gpm
CPVC tailpiece	- Maximum Hot water Temperature of 180°F @ 100 psi.
	- Cold water rated Temperature of 73.4°F @ 400 psi.

Dimensions & Weights (do not include pkg.)

MODEL	INLET & OUTLET	DIMENSIONS (approximate)						WEIGHT	
		A		B		C		lbs.	kg
		in.	mm	in.	mm	in.	mm		
38-ZW1017XLHTCOMP	3/8" Compression	5 11/16	145	3 5/8	92	5 13/16	148	2	1
12-ZW1017XLHT	1/2" FNPT	5 7/16	138	3 3/8	86	5 1/4	133	2	1
12-ZW1017XLHTC	1/2" CU Sweat								
12-ZW1017XLHTCPVC	1/2" CPVC	5 7/8	149	3 13/16	97	6 3/16	157	2	1
12-ZW1017XLHTPEX	1/2" Barb	5 9/16	141	3 1/2	89	5 9/16	141	2	1
34-ZW1017XLHT	3/4" FNPT	5 1/2	140	3 1/2	89	5 7/16	138	2	1
34-ZW1017XLHTC	3/4" CU Sweat								
34-ZW1017XLHTCPVC	3/4" CPVC	5 7/16	138	3 3/8	86	5 5/16	135	2	1
34-ZW1017XLHTPEX	3/4" Barb	5 9/16	141	3 1/2	89	5 9/16	141	2	1
34-ZW1017XLHTM	3/4" MNPT	6 1/4	159	4 1/4	108	7	178	2	1
1-ZW1017XLHTC	1" CU Sweat	5 1/2	140	3 7/16	87	5 3/16	132	2	1



Flow Characteristic



Domestic Water Heater Application