



# Model ZW1070XL

## Aqua-Gard® Thermostatic Mixing Valve

### Application

Ideal for use where Lead-Free\* valves are required. The Zurn Wilkins Model ZW1070XL Aqua-Gard® Thermostatic mixing valve is designed to be installed at the point of use to assist in the prevention of scalding. The valve's extremely rapid response rate make it most suitable for installation at plumbing fixtures and appliances for the final control of water temperature. The ZW1070XL is ASSE 1070 listed for fixtures, sinks, lavatories or bathtubs and will mix hot and cold water from the distribution system to a final safer temperature of 95-115°F (35-46°C). Multiple end configurations make this valve suitable for all residential and commercial installations.

### Standards Compliance

- ASSE® Listed 1070
- CSA® Certified
- Certified to NSF/ANSI 372\* by IAPMO R&T
- NSF® Listed-Standard 61/9 & 372\*

\*(0.25% MAX. WEIGHTED AVERAGE LEAD CONTENT)

### Materials

Body	Low Lead Cast Bronze, ASTM B 584 W/Nickel Plating ASTM B 456 Service Condition #2
Internal brass	Low Lead Brass, ASTM B 927, UNS C27450
Piston	Polysufone
Guide Tube	Noryl GFN2
Spring & Screen	300 Series Stainless Steel
Seals	Viton
Checks	Noryl GFN2



### Features

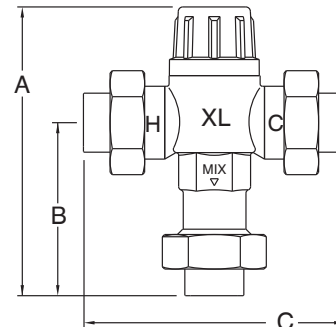
Sizes:	3/8", 1/2", 3/4", 1"
Outlet Temp. Range	95-115°F(35-46°C)
Temperature Hot Supply	120-195°F max. (49-90.5°C)
Temperature Cold Supply	40-75°F (4.4-23.8°C)
Set Temperature Accuracy	+/- 3°F(1.78°C)
Max. Working Pressure (inlet)	145 psi
Temperature must be field set	
Max. Pressure Differential is 15 psi between Hot & Cold inlets	
Flow rate @ 45 psi pressure loss	10 gpm
Min. Flow Rate	0.35 gpm
CPVC tailpiece - Maximum Hot water Temperature of	180°F @ 100 psi.
- Cold water rated Temperature of	73.4°F @ 400 psi.

### Options

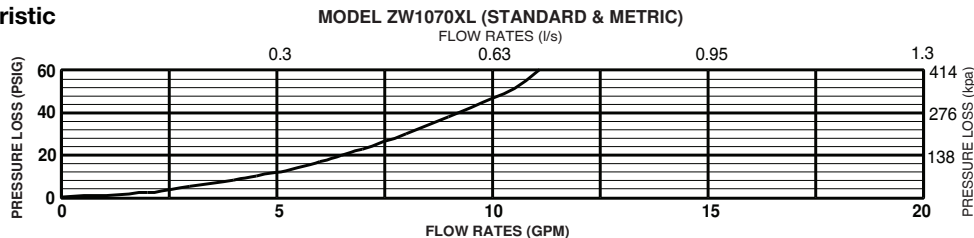
- PF - with Z-Bite™ push fit tailpiece connections (1/2" - 1" only)
- PR - with Z-Press™ press fit tailpiece connections (3/4" - 1" only)

### Dimensions & Weights (do not include pkg.)

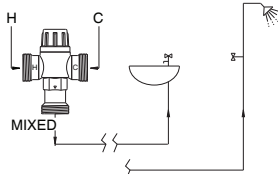
MODEL	INLET & OUTLET	DIMENSIONS (approximate)						WEIGHT	
		A		B		C		lbs.	kg
		in.	mm	in.	mm	in.	mm		
38-ZW1070XLCOMP	3/8" Compression	5 11/16	145	3 5/8	92	5 13/16	148	2	1
12-ZW1070XL	1/2" FNPT	5 7/16	138	3 3/8	86	5 1/4	133	2	1
12-ZW1070XLC	1/2" CU Sweat	5 7/8	149	3 13/16	97	6 3/16	157	2	1
12-ZW1070XLCPVC	1/2" CPVC	5 9/16	141	3 1/2	89	5 9/16	141	2	1
12-ZW1070XLPEX	1/2" Barb	5 9/16	141	3 1/2	89	5 9/16	141	2	1
34-ZW1070XL	3/4" FNPT	5 1/2	140	3 1/2	89	5 7/16	138	2	1
34-ZW1070XLC	3/4" CU Sweat	5 7/16	138	3 3/8	86	5 5/16	135	2	1
34-ZW1070XLCPVC	3/4" CPVC	5 9/16	141	3 1/2	89	5 9/16	141	2	1
34-ZW1070XLPEX	3/4" Barb	5 9/16	141	3 1/2	89	5 9/16	141	2	1
34-ZW1070XLM	3/4" MNPT	6 1/4	159	4 1/4	108	7	178	2	1
1-ZW1070XLC	1" CU Sweat	5 1/2	140	3 7/16	87	5 3/16	132	2	1



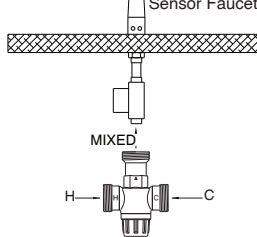
### Flow Characteristic



#### INDIVIDUAL USE



#### SINGLE USE



### Piping Instructions

The device is designed to be installed at a single outlet. It may be used to supply individual outlets when there is sufficient supply pressure. It is suggested to use ball valves on the hot and cold inlet supplies.