

540 FLEX™

WATER-POWERED BACKUP PUMP

Zoeller's FLEX™ is a high capacity, high efficiency, water-powered backup system. The FLEX™ takes over seamlessly when your primary sump system fails.

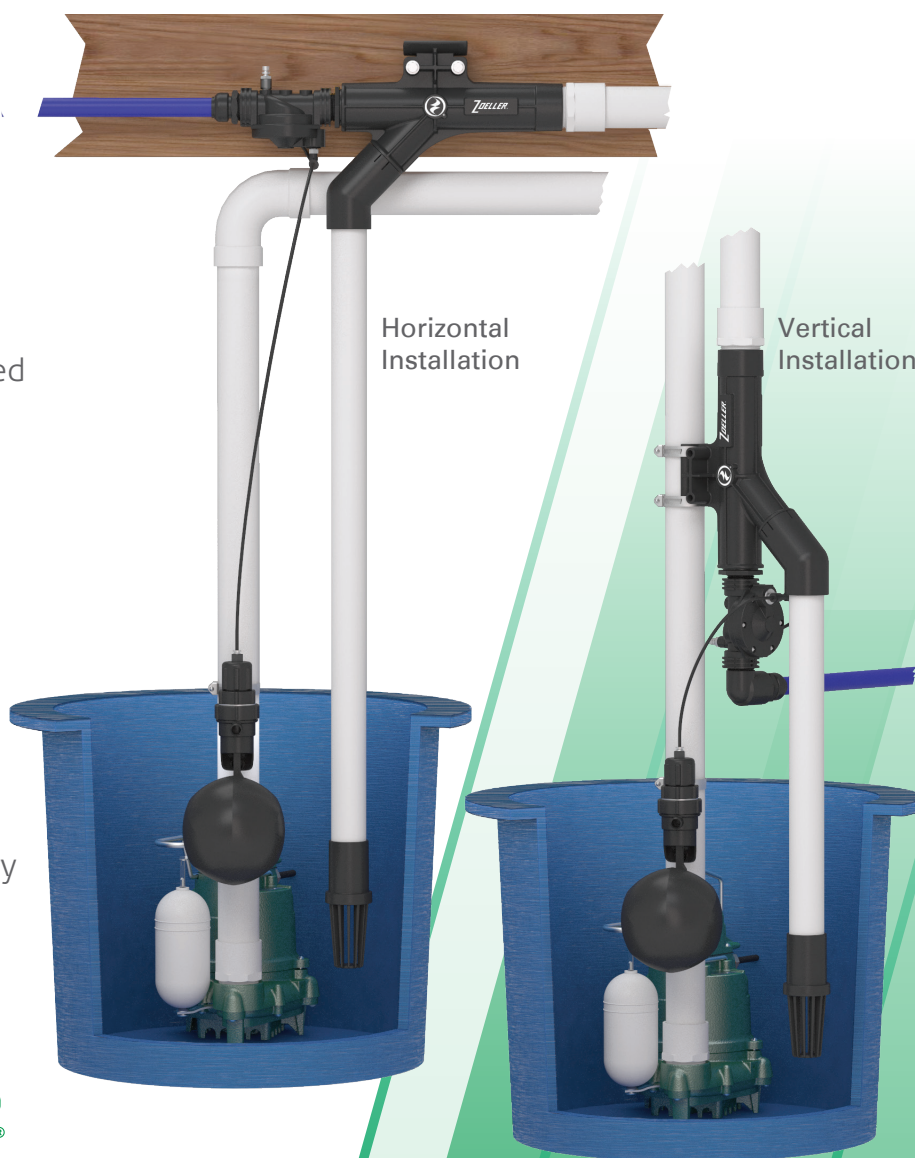


Horizontal OR vertical installation capability allows FLEX™ to fit most sump applications.

- No electricity or batteries required
- Municipal/city water pressure powered system
- Unit requires 3/4" inlet line to operate properly
- 1-1/4" suction pipe required for maximum performance (field installed)
- Engineered for trouble-free operation
- Non-corrosive materials
- Removes up to 2 gallons for every gallon used

ZOELLER®
PUMP COMPANY

Trusted. Tested. Tough.®
zoellerpumps.com 800-918-7867
3649 Cane Run Road, Louisville, KY 40211 USA




3 YEAR
WARRANTY

FM3171

540 FLEX™

WATER-POWERED BACKUP PUMP



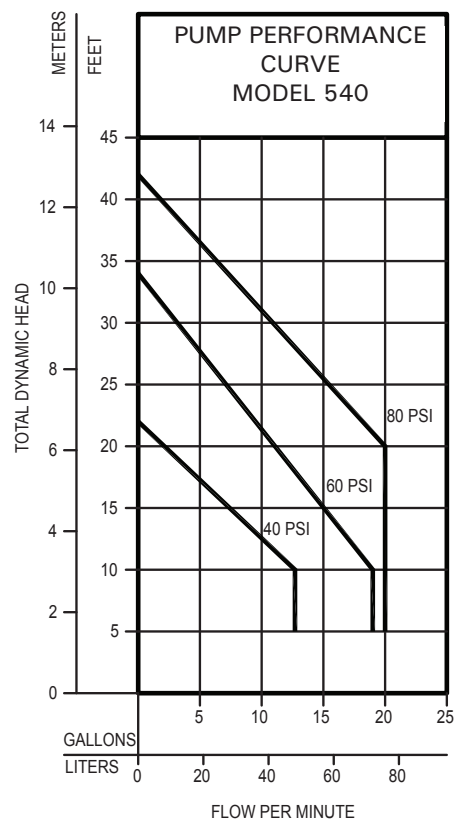
3 YEAR
WARRANTY

TOTAL DYNAMIC HEAD FLOW PER MINUTE

MODEL		540					
		40 PSI		60 PSI		80 PSI	
Feet	Meters	Gal.	Liters	Gal.	Liters	Gal.	Liters
5	1.5	12.7	48.1	19.0	72.0	20.0	75.7
10	3.0	12.7	48.1	19.0	72.0	20.0	75.7
15	4.6	7.4	28.0	15.0	56.8	20.0	75.7
20	6.1	2.0	7.6	11.1	42.0	20.0	75.7
25	7.6	-	-	7.1	26.9	15.3	57.9
30	9.1	-	-	3.2	12.1	10.9	41.3
35	10.7	-	-	-	-	6.4	24.2
40	12.2	-	-	-	-	1.8	6.8
Shut-off Head:		22.0 ft. (6.7 m)		34.0 ft. (10.4 m)		42.0 ft. (12.8 m)	

Pump capacity varies due to: inlet water pressure, working water pressure, discharge elevation, number of pipe fittings, inlet and outlet pipe size, fluid viscosity, degree of water clarity, water temperature. The flow rates in the chart are approximate values.

NOTE: Some districts may require a reduced pressure principle backflow preventer per ASSE standards 1013. Check local codes.



CAUTION

All installation of controls, protection devices and wiring should be done by a qualified licensed electrician. All electrical and safety codes should be followed including the most recent National Electrical Code (NEC) and the Occupational Safety and Health Act (OSHA).