

The interior of the 3-Hour Fire-Classified Evolution™ Series 6" Poke-Thru Devices.

Evolution Series – The Most Innovative Poke-Thru Devices in the Market

Designed for retrofit and new construction in 3-hour fire rated floors, Evolution Series 6" Poke-Thru devices provide convenient access to power, communications, and audio/video services recessed below floor level - providing maximum device protection. With three gangs of capacity that allow you to configure services for the needs of your space, services can be placed in any location within the unit.

The low-profile durable metal covers are available in eight finishes, designed to match any space. The cover also features sliding doors that allow cables to neatly egress from the unit, protecting cables while reducing tripping hazards.

3-Hour Fire-Classified Evolution™ Series 6" Poke-Thru Devices are the perfect fit for meeting and training rooms, classrooms, healthcare facilities or commercial buildings with open-space architecture where a 3-hour rated floor is required by code.

Features & Benefits

- **UL Listed and UL Fire Classified to U.S. and Canadian safety standards.** UL Fire rated for up to 3-hour rated floors maintains the fire classification of the floor.
- **Recessed devices.** Three (3) compartments for power, communications, and/or A/V devices, all recessed 5" (127mm) below the floor level, providing maximum protection and device longevity.
- **Die-cast aluminum cover assemblies.** The Evolution Series poke-thru design includes all metal die-cast aluminum cover assemblies, available in powder coated finishes of black, gray, and bronze, as well as a brushed aluminum, satin brass plated and satin nickel plated finishes.
- **A/V compatible design.** The 6AT Series devices are designed to work with with Legrand's AVIP devices. Also compatible with most A/V manufacturers devices including their 1-gang decorator style design.
- **Flush tile version cover assemblies.** A flush style cover for tile applications allows the Evolution Series Poke-Thru Devices to be adjusted to the same level as the top surface of the floor covering. The tile cover is designed to be used in higher traffic applications, where a low profile is a must.
- **Auto-close egress doors.** Egress doors lock in position when slid open and automatically close around cables, reducing the egress opening to the smallest size possible.
- **"Step-on-it" installation.** Quick, easy installation without the need for additional fasteners or a second installer.
- **Pre-pour sleeve.** Creates a cast-in-place core hole that allows the contractor to position poke-thru units before concrete is poured. Eliminates the cost and labor of coring the opening.
- **TopGuard™ Protection.** All Evolution Series Poke-Thru Devices, like every Wiremold Poke-Thru Device, meet and exceed UL scrub water exclusion requirements for tile, carpet, and wood covered floors.
- **Meets ADA Accessibility Guidelines.** Wide trim flange is designed to meet the ADA Accessibility Guidelines as it pertains to ADA Standard 4.5 which addresses changes in floor and ground surface levels. The poke-thru trim flanges are beveled so the slope is no greater than 1:2 ratio.
- **Suitable for use in air handling spaces.** In accordance with Sec 300-22(C) of the National Electrical Code.

Vertical Markets

- Healthcare
- Hospitality
- Entertainment
- Commercial
- Education
- Retail



Download this product's PEP ecopassport® environmental product declaration at www.legrand.us/resources-and-downloads. This declaration conforms with ISO 14025 and 14040 and is in alignment with EN 15804.

Compliance

- cULus Listed, Metallic Outlet Box File Number E2961. Guide QCIT.
- cULus Listed Nonmetallic Outlet Boxes & Fittings
- Classified for Fire Resistance: File R8209, Guide CEYY.

For more information or to configure your own Evolution™ Series Poke-Thru Device, visit our online configurator at:

www.legrand.us/wiremold/evolution.

Cabling Specifications

Copper Cross Section:

The copper cross-sectional area determines the amount of wire fill capacity in a poke-thru device. Unlike other wire and cable management systems that utilize wire fill capacity, a poke-thru device is UL tested under fire conditions to determine the maximum amount of copper conductors that will pass through a poke-thru device, while maintaining the fire-rating of the floor assembly. All Legrand Poke-Thru Devices are UL Classified to U.S. and Canadian safety standards.

6AT COPPER CROSS-SECTION

	OUTER CHANNELS	CENTER CHANNEL
Max Copper X-Section	0.0154 sq. in. (9.9mm ²)	0.0387 sq. in. (24.97 mm ²)
Max # Conductors	(3) 12 AWG	(12) 14 AWG

NOTE: When using conductor sizes other than listed above, the aggregate cross-sectional area of the copper conductors shall not exceed the cross-sectional area listed.



Copper Cross-Sectional Area of Commonly Used Conductors	
Size	Solid
#24	0.00032 sq. in. (.206mm ²)
#23	0.00040 sq. in. (.258mm ²)
#22	0.00050 sq. in. (.322mm ²)
#14	0.00323 sq. in. (2.083mm ²)
#12	0.00512 sq. in. (3.303mm ²)
#10	0.00815 sq. in. (5.258mm ²)
# 8	0.01296 sq. in. (8.361mm ²)

NOTE: Use above values for solid or stranded conductors.

Flooring Specifications

6AT CORE HOLE SIZES

FLOOR TYPE	CORE SIZE (Min.)	CORE SIZE (Max.)
Covered Floors (Carpet, Tile or Wood)	6" (152mm)	6 1/8" (154mm)
Bare Concrete or Terrazzo	6" (152mm)	6 1/8" (154mm)

CAUTION: These devices are suitable for 1-, 1 1/2-, 2 and 3-hour rated floor assemblies as described in the UL Fire Resistance directory for each service.

These devices meet all UL scrub water requirements, but are not suitable for wet or damp locations, or other areas subject to saturation with water or other liquids, such as commercial kitchens.

Floor Coverings: The poke-thru device is fire rated for concrete floor coverings. For floor coverings greater than 1" (25mm), consult factory.

UL Certification: To view the UL certification, please visit www.UL.com/Database. Enter "Wiremold" as the company name and "CEYY" as the UL Category Code.

Poke-thru devices and abandonment fittings are for use with 1-, 1 1/2-, 2- or 3-hour rated unprotected reinforced concrete floor and 1-, 1 1/2-, 2- or 3-hour rated floors employing unprotected steel floor units and concrete topping (D900-Series Designs), or concrete floors with suspended ceilings. (Fire resistive designs with suspended ceilings should have provisions for accessibility in the ceiling area below the poke-thru fittings.)

The assembled Poke-Thru stem and service fitting or the abandonment fittings will not reduce the ratings of the floor assembly when the thickness and type of concrete (required for the specific rating) are within the specified limits and the fittings are installed as specified:

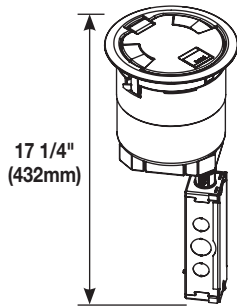
- 1. Spacing** – Minimum of 2' (610mm) OC and not more than one unit per 65 square feet (6 square meters) of floor area in each span.
- 2. Concrete** – Minimum thickness of structural concrete topping of 2 1/4" (57mm) over metal deck or a minimum 3" thick reinforced concrete slab. Unit weight of concrete to be 110 to 155 pcf.
- 3. Installation** – Mounted in a 6" (152mm) diameter core drilled hole in concrete per installation instructions accompanying the fittings or abandonment fittings. For use with power circuits, data and/or telephone cables as tabulated below.

NOTE: The material that is used in Wiremold® poke-thru devices is not listed under the directory for Fire Stopping Material because the poke-thru device is UL Classified as "Outlet Boxes and Fittings Classified For Fire Resistance (CEYY)". The pass/fail criteria comes from UL263. The pass criteria is that the poke-thru unit cannot exceed 325° F. above ambient before the concrete slab (or deck) reaches this same temperature. Some poke-thru devices are tested for 2 hours while others are tested for 4 hours. The intumescent material has never been tested as a fire-stopping material as a stand-alone device. This material is designed to work as a unit with the entire poke-thru device.

3-Hour Fire Classified Evolution Series 6" Poke-Thru Devices Ordering Information

Catalog No./Item

6ATC2PBK3H
 6ATC2PBZ3H
 6ATC2PGY3H
 6ATC2PAA3H
 6ATC2PSB3H
 6ATC2PSN3H


Description/Specifications
Recessed Prewired Surface Style Poke-Thru Assembly –

- Designed to be installed in a concrete floor which has access in the ceiling of the floor below for running power, data and A/V services.
- Poke-thru device installs into a 6" (152mm) to a 6 1/8" (155mm) diameter hole.
- The unit comes complete with a surface style cover and two (2) prewired, pre-installed duplex receptacles that are recessed 5" (127mm) below the floor surface level.
- Surface style cover is an aluminum cover that is designed to sit on top of finished floor surfaces, such as carpet, tile, wood, polished concrete or terrazzo
- Covers are available in six finishes
 - Three powder coat finishes: black (BK), gray (GY), and bronze (BZ)
 - Brushed aluminum (AA), satin brass plated (SB), and satin nickel plated (SN)

NOTE: UL Fire Classified for up to 3-hour rated floors.

NOTE: Receptacles can be wired as a standard or isolated ground device.

Country of Origin: USA

INCLUDED
For Side Compartments:

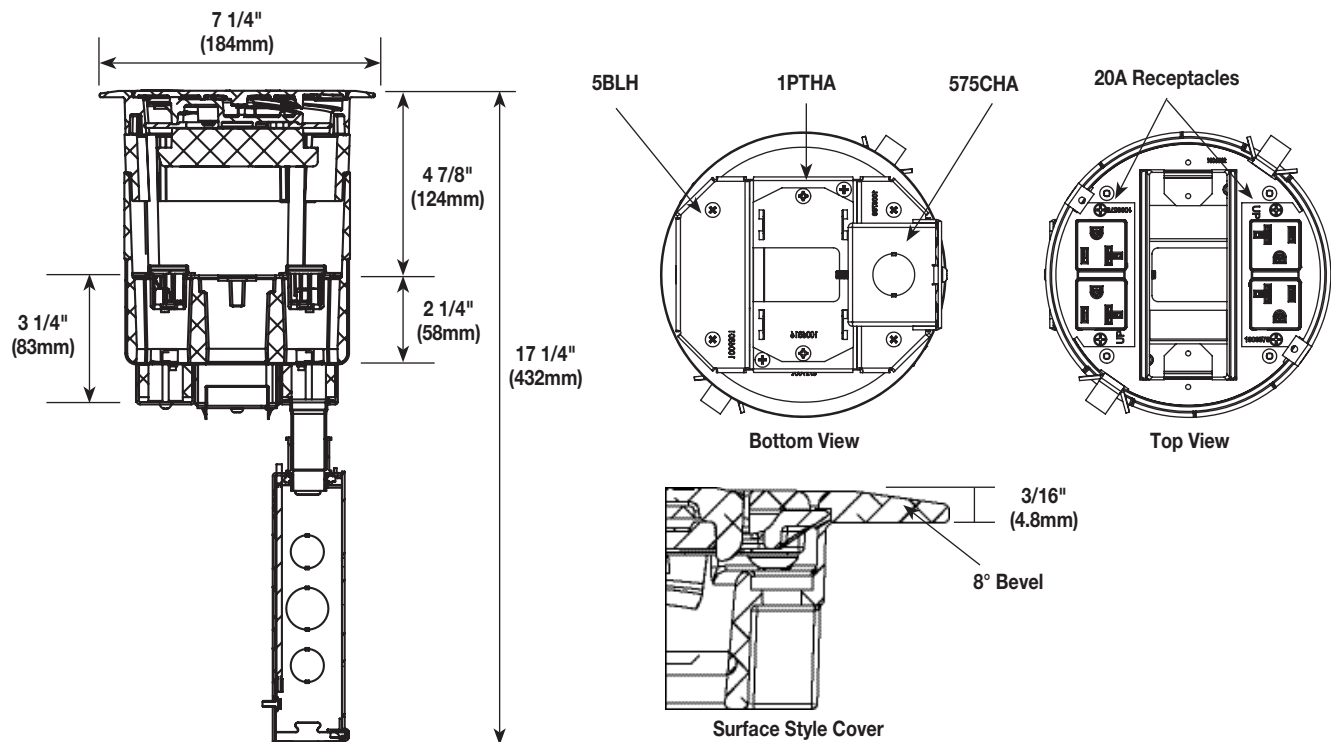
- Two (2) proprietary 20A Duplex Receptacles installed

For Center Compartment:

- One (1) 6ACT8A Mounting Plate
- One (1) 6TRAC Mounting Plate
- One (1) 6SER Mounting Plate

For Bottom Feed Compartment:

- One (1) 5BLH 1/2-Gang Blank Housing*
- One (1) 1PTHA 1-Gang Pass-Through Housing Assembly
- One (1) 575CHA 1/2-Gang 3/4" Conduit Housing Assembly**



NOTE: For more information on Device Plates and Bottom Feed Plates and on the additional options available, see the Device Plates and Bottom Feed Plates sections found later in this document.

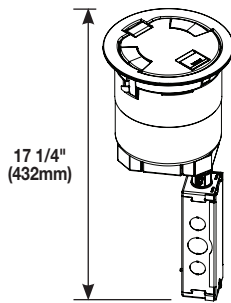
* Tunneling extends from the 5BLH to 575CHA so that power cables from the 20A duplex receptacle mounted on the left side of the poke-thru device are run into the junction box attached to the 575CHA.

** Also includes junction box attached to the 3/4" conduit.

3-Hour Fire Classified Evolution Series 6" Poke-Thru Devices Ordering Information

Catalog No./Item

6AT2PBK3H
 6AT2PBZ3H
 6AT2PGY3H
 6AT2PAA3H
 6AT2PSB3H
 6AT2PSN3H


Description/Specifications
Recessed Prewired Flush Style Poke-Thru Assembly –

- Designed to be installed in a concrete floor which has access in the ceiling of the floor below for running power, data and A/V services.
- Poke-Thru device installs into a 6" (152mm) to a 6 1/8" (155mm) diameter hole.
- The unit comes complete with a flush style cover and two (2) prewired, pre-installed duplex receptacles that are recessed 5" (127mm) below the floor surface level.
- The flush style cover is an aluminum cover that is designed to sit flush with finished floor coverings such as: carpet, tile, or wood.
- Covers are available in six finishes
 - Three powder coat finishes: black (BK), gray (GY), and bronze (BZ)
 - Brushed aluminum (AA), satin brass plated (SB), and satin nickel plated (SN)

NOTE: UL Fire Classified for up to 3-hour rated floors.

NOTE: Receptacles can be wired as a standard or isolated ground device.

NOTE: Includes one (1) 6TS Tile Shim.

Country of Origin: USA

INCLUDED
For Side Compartments:

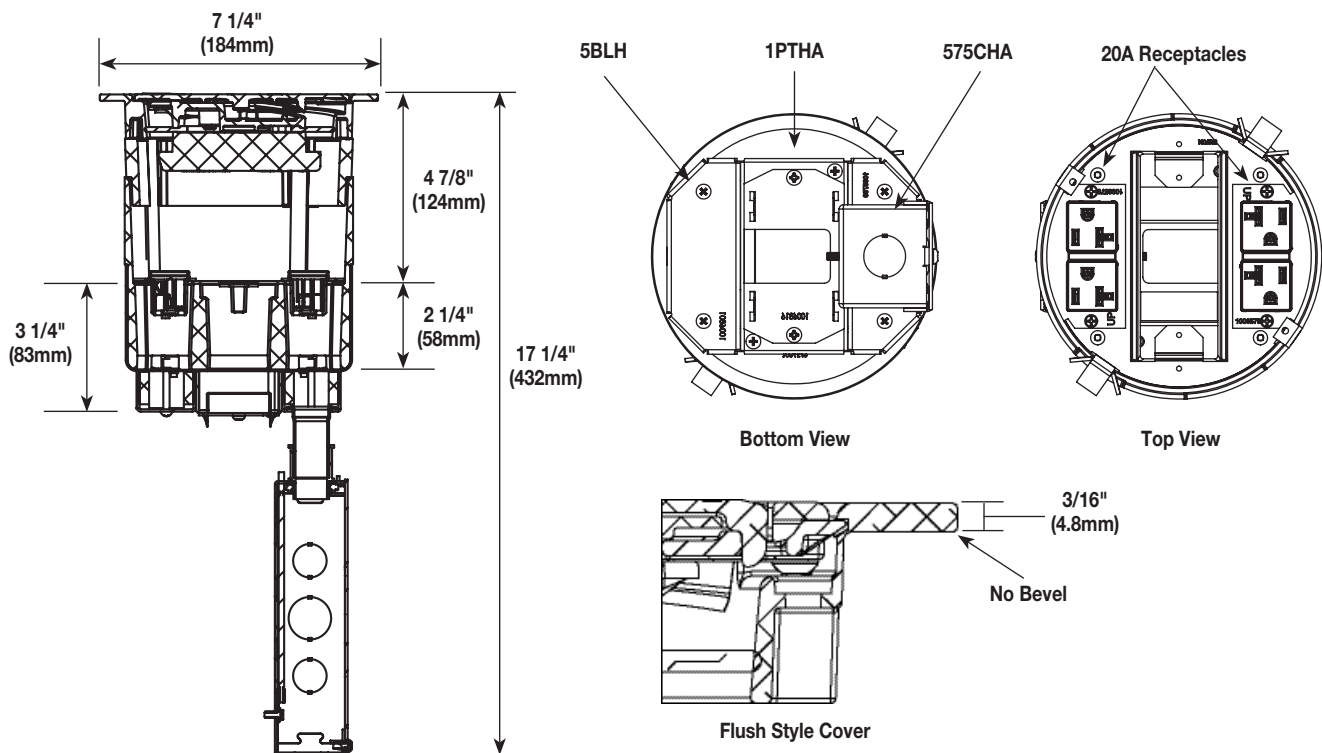
- Two (2) proprietary 20A Duplex Receptacles installed

For Center Compartment:

- One (1) 6ACT8A Mounting Plate
- One (1) 6TRAC Mounting Plate
- One (1) 6SER Mounting Plate

For Bottom Feed Compartment:

- One (1) 5BLH 1/2-Gang Blank Housing*
- One (1) 1PTHA 1-Gang Pass-Through Housing Assembly
- One (1) 575CHA 1/2-Gang 3/4" Conduit Housing Assembly**



NOTE: For more information on Device Plates and Bottom Feed Plates and on the additional options available, see the Device Plates and Bottom Feed Plates sections found later in this document.

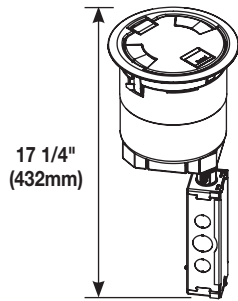
* Tunneling extends from the 5BLH to 575CHA so that power cables from the 20A duplex receptacle mounted on the left side of the poke-thru device are run into the junction box attached to the 575CHA.

** Also includes junction box attached to the 3/4" conduit.

3-Hour Fire Classified Evolution Series 6" Poke-Thru Devices Ordering Information

Catalog No./Item

6ATC2BK3H
 6ATC2BZ3H
 6ATC2GY3H
 6ATC2AA3H
 6ATC2SB3H
 6ATC2SN3H


Description/Specifications
Recessed Unwired Surface Style Poke-Thru Assembly –

- Designed to be installed in a concrete floor which has access in the ceiling of the floor below for running power, data and audio/video services.
- Poke-thru device installs into a 6" (152mm) to a 6 1/8" (155mm) diameter hole.
- The unit comes with a surface style cover, and three (3) empty compartments that are recessed 5" (127mm) below the floor surface level, and can be configured to accept power, data, or A/V devices.
- The surface style cover is an aluminum cover that is designed to sit on top of finished floor surfaces such as: carpet, tile, wood, polished concrete or terrazzo.
- Covers are available in six finishes
 - Three powder coat finishes: black (BK), gray (GY), and bronze (BZ)
 - Brushed aluminum (AA), satin brass plated (SB), and satin nickel plated (SN)

NOTE: UL Fire Classified for up to 3-hour rated floors.

NOTE: Receptacles can be wired as a standard or isolated ground device.

Country of Origin: USA

INCLUDED
For Side Compartments:

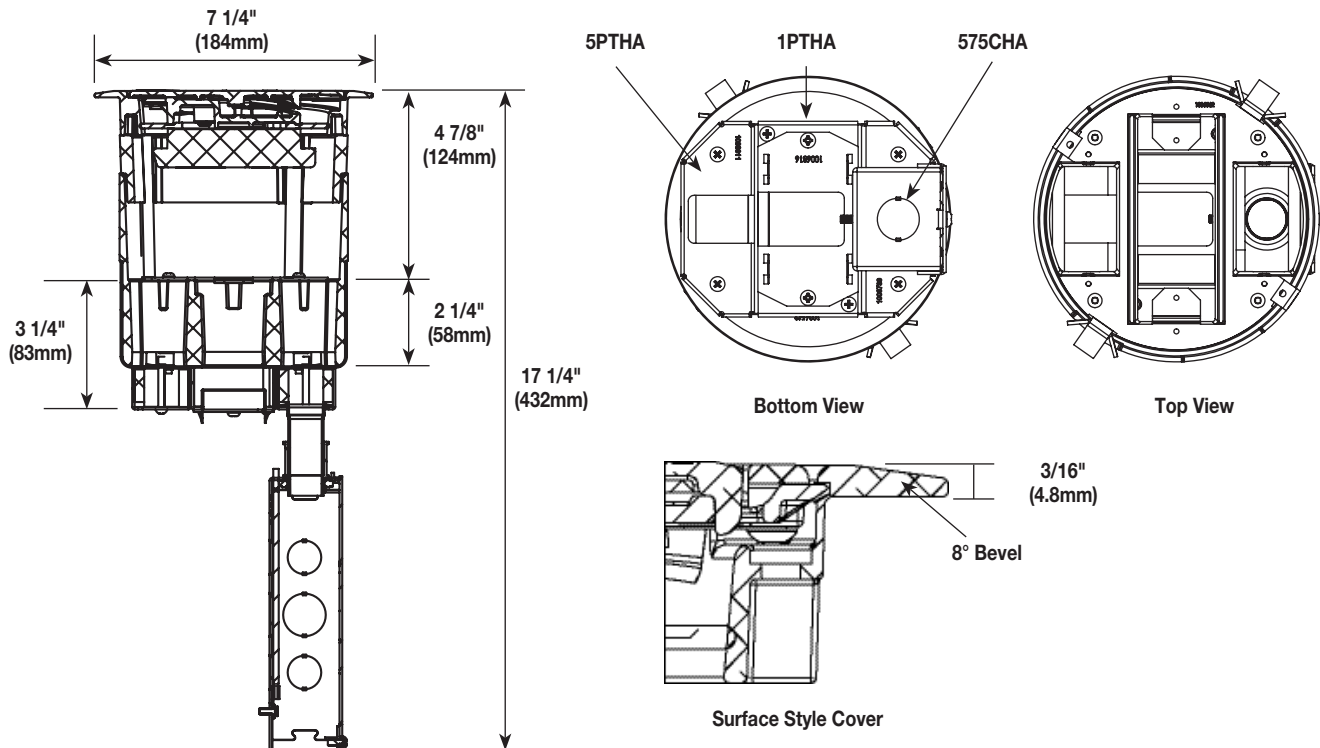
- No Device Plates are included

For Center Compartment:

- No Device Plates are included

For Bottom Feed Compartment:

- One (1) 5PTHA 1/2-Gang Pass-Through Housing Housing
- One (1) 1PTHA 1-Gang Pass-Through Housing Assembly
- One (1) 575CHA 1/2-Gang 3/4" Conduit Housing Assembly**



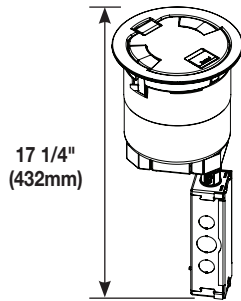
NOTE: For more information on Device Plates and Bottom Feed Plates and on the additional options available, see the Device Plates and Bottom Feed Plates sections found later in this document.

** Also includes junction box attached to the 3/4" conduit.

3-Hour Fire Classified Evolution Series 6" Poke-Thru Devices Ordering Information

Catalog No./Item

6AT2BK3H
 6AT2BZ3H
 6AT2GY3H
 6AT2AA3H
 6AT2SB3H
 6AT2SN3H


Description/Specifications
Recessed Unwired Flush Style Poke-Thru Assembly –

- Designed to be installed in a concrete floor which has access in the ceiling of the floor below for running power, data and A/V services.
- Poke-thru device installs into a 6" (152mm) to a 6 1/8" (155mm) diameter hole.
- The unit comes complete with a flush style cover, and three (3) empty compartments that are recessed 5" (127mm) below the floor surface level and can be configured to accept power, data, or audio/video devices.
- The flush style cover is an aluminum cover that is designed to sit flush with finished floor coverings such as: carpet, tile, or wood
- Covers are available in six finishes
 - Three powder coat finishes: black (BK), gray (GY), and bronze (BZ)
 - Brushed aluminum (AA), satin brass plated (SB), and satin nickel plated (SN)

NOTE: UL Fire Classified for up to 3-hour rated floors.

NOTE: Receptacles can be wired as a standard or isolated ground device.

NOTE: Includes one (1) 6TS Tile Shim.

Country of Origin: USA

INCLUDED
For Side Compartments:

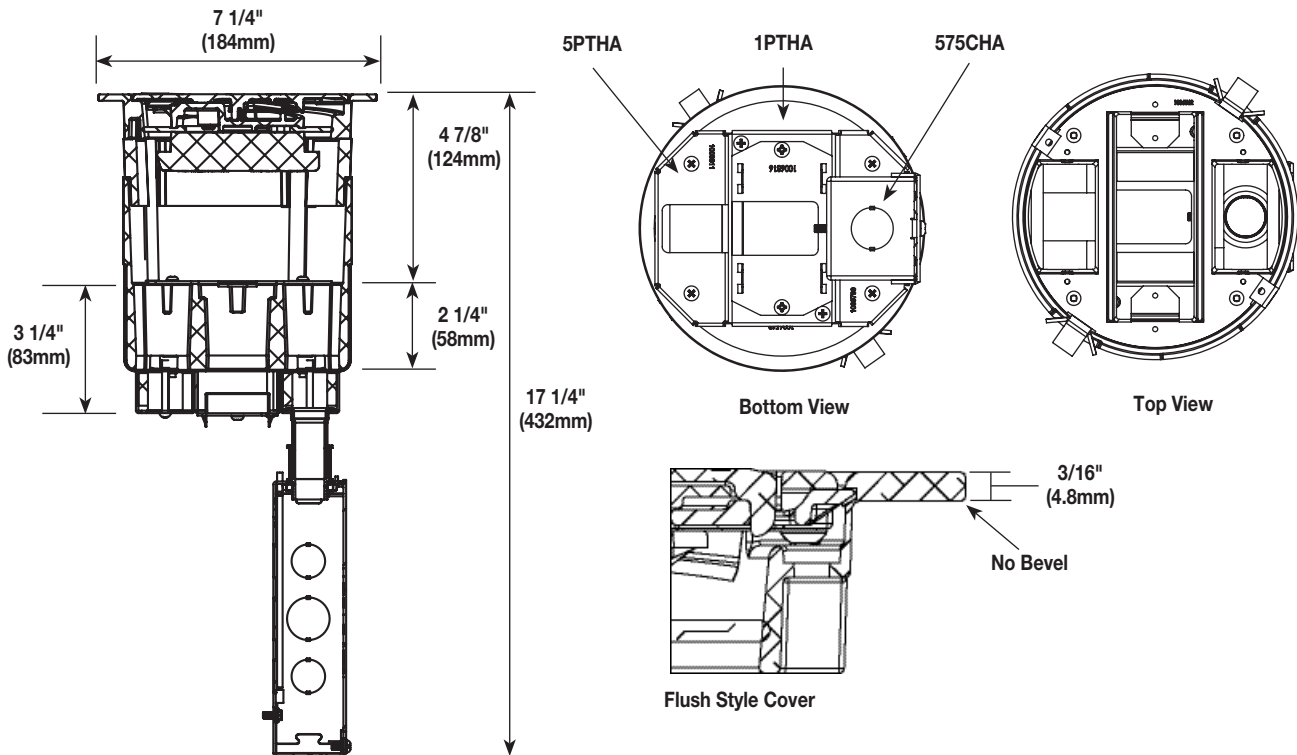
- No Device Plates are included

For Center Compartment:

- No Device Plates are included

For Bottom Feed Compartment:

- One (1) 5PTHA 1/2-Gang Pass-Through Housing Assembly
- One (1) 1PTHA 1-Gang Pass-Through Housing Assembly
- One (1) 575CHA 1/2-Gang 3/4" Conduit Housing Assembly**



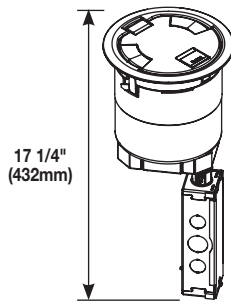
NOTE: For more information on Device Plates and Bottom Feed Plates and on the additional options available, see the Device Plates and Bottom Feed Plates sections found later in this document.

** Also includes junction box attached to the 3/4" conduit.

3-Hour Fire Classified Evolution Series 6" Poke-Thru Devices Ordering Information

Catalog No./Item

6ATC2PAVBK3H
 6ATC2PAVBZ3H
 6ATC2PAVGY3H
 6ATC2PAVAA3H
 6ATC2PAVSB3H
 6ATC2PAVSN3H


Description/Specifications
Recessed Prewired A/V Surface Style Poke-Thru Assembly –

- Designed to be installed in a concrete floor which has access in the ceiling of the floor below for running power, data and A/V services.
- Poke-thru device installs into a 6" (152mm) to a 6 1/8" (155mm) diameter hole.
- The unit comes complete with a surface style cover, one (1) pre-wired, pre-installed duplex receptacle and various low voltage and AV devices plates.
- All of the devices are recessed 5" (127mm) below the floor surface level.
- The surface style cover is an aluminum cover that is designed to sit on top of finished floor surfaces, such as: carpet, tile, wood, polished concrete or terrazzo.
- Covers are available in six finishes
 - Three powder coat finishes: black (BK), gray (GY), and bronze (BZ)
 - Brushed aluminum (AA), satin brass plated (SB), and satin nickel plated (SN)

NOTE: UL Fire Classified for up to 3-hour rated floors.

NOTE: Receptacles can be wired as a standard or isolated ground device.

Country of Origin: USA

INCLUDED
For Side Compartments:

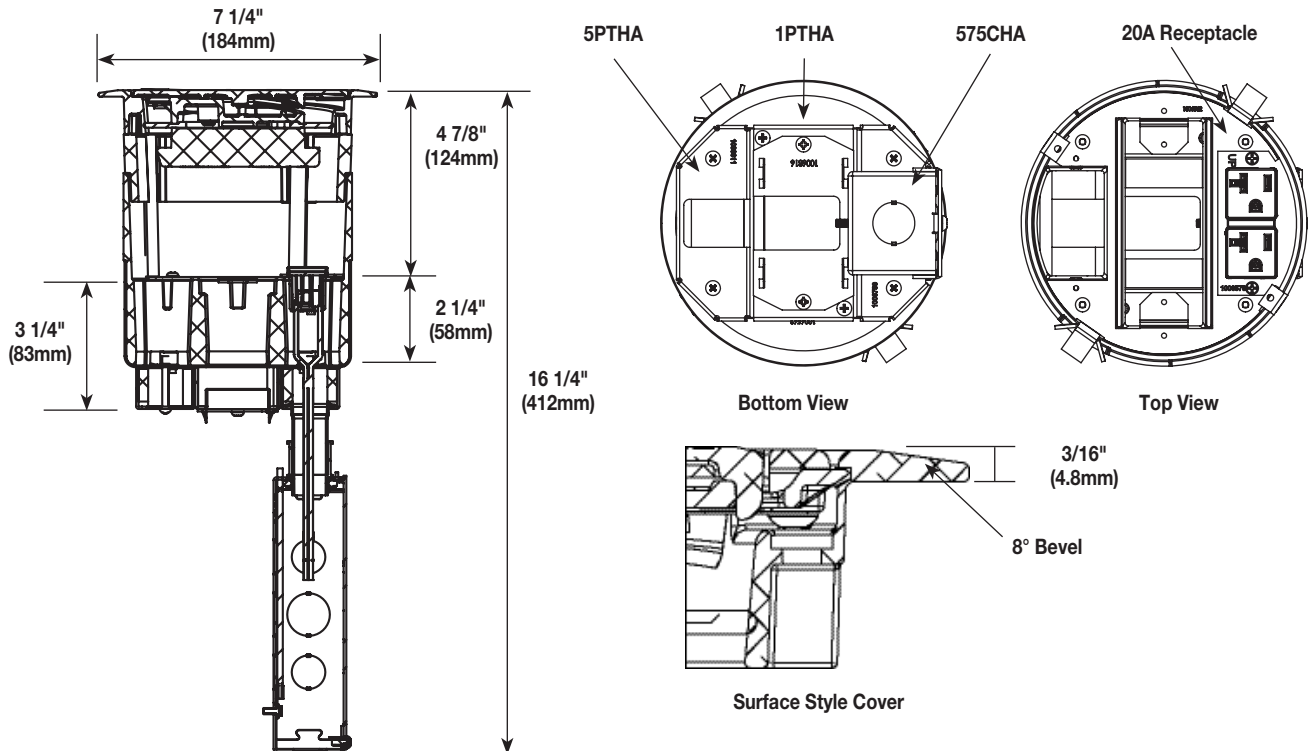
- One (1) proprietary 20A Duplex Receptacle installed
- 682A Device Plate (Not shown)
- 68MAAP Device Plate (Not shown)

For Center Compartment:

- 6DEC Mounting Plate (Not shown)
- 6AAP Mounting Plate (Not shown)
- 6MAAP Device Plate (Not shown)

For Bottom Feed Compartment:

- One (1) 5PTHA 1/2-Gang Pass-Through Housing Assembly
- One (1) 1PTHA 1-Gang Pass-Through Housing Assembly
- One (1) 575CHA 1/2-Gang 3/4" Conduit Housing Assembly**



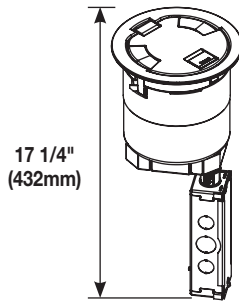
NOTE: For more information on Device Plates and Bottom Feed Plates and on the additional options available, see the Device Plates and Bottom Feed Plates sections found later in this document.

** Also includes junction box attached to the 3/4" conduit.

3-Hour Fire Classified Evolution Series 6" Poke-Thru Devices Ordering Information

Catalog No./Item

6AT2PAVBK3H
 6AT2PAVBZ3H
 6AT2PAVG3H
 6AT2PAVAA3H
 6AT2PAVSB3H
 6AT2PAVSN3H


Description/Specifications
Recessed Prewired A/V Flush Style Poke-Thru Assembly –

- Designed to be installed in a concrete floor which has access in the ceiling of the floor below for running power, data and audio/video services.
- Poke-thru device installs into a 6" (152mm) to a 6 1/8" (155mm) diameter hole.
- The unit comes complete with a flush style cover, one (1) pre-wired, pre-installed duplex receptacle, and various low voltage and AV devices plates.
- All of the devices are recessed 5" (127mm) below the floor surface level.
- The flush style cover is an aluminum cover that is designed to sit flush with finished floor coverings such as: carpet, tile, or wood.
- Covers are available in six finishes
 - Three powder coat finishes: black (BK), gray (GY), and bronze (BZ)
 - Brushed aluminum (AA), satin brass plated (SB), and satin nickel plated (SN)

NOTE: UL Fire Classified for up to 3-hour rated floors.

NOTE: Receptacles can be wired as a standard or isolated ground device.

NOTE: Includes one (1) 6TS Tile Shim.

Country of Origin: USA

INCLUDED
For Side Compartments:

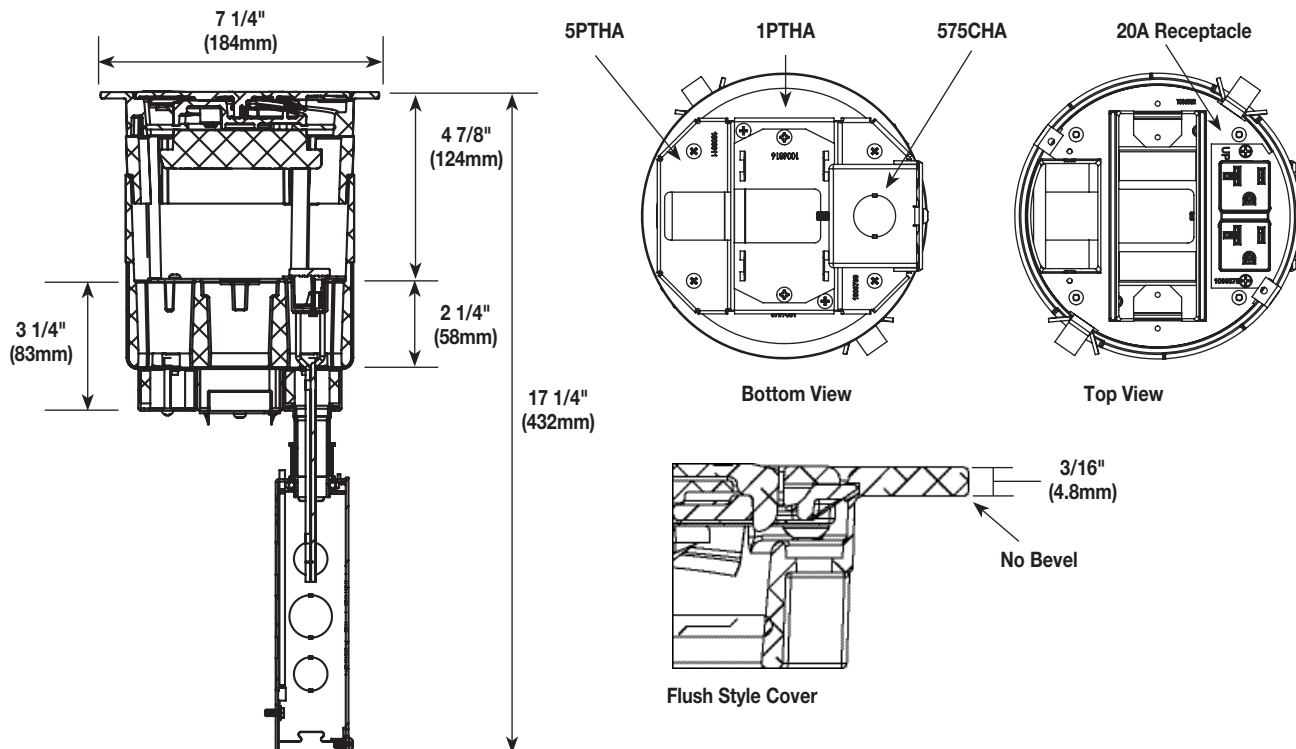
- One (1) proprietary 20A Duplex Receptacle installed
- 682A Device Plate
- 68MAAP Device Plate

For Center Compartment:

- 6DEC Mounting Plate
- 6AAP Mounting Plate
- 68MAAP Device Plate

For Bottom Feed Compartment:

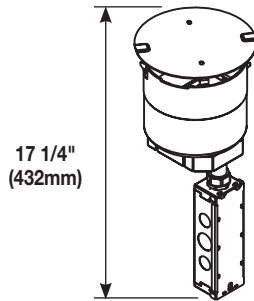
- One (1) 5PTHA 1/2-Gang Pass-Through Housing Assembly
- One (1) 1PTHA 1-Gang Pass-Through Housing Assembly
- One (1) 575CHA 1/2-Gang 3/4" Conduit Housing Assembly**



NOTE: For more information on Device Plates and Bottom Feed Plates and on the additional options available, see the Device Plates and Bottom Feed Plates sections found later in this document.

** Also includes junction box attached to the 3/4" conduit.

3-Hour Fire Classified Evolution Series 6" Poke-Thru Devices Ordering Information

Catalog No./Item
Description/Specifications
6STC3H

Recessed Unwired Poke-Thru Stem Assembly –

- Designed to be installed in a concrete floor which has access in the ceiling of the floor below for running power, data and A/V services.
- Poke-thru device installs into a 6" (152mm) to a 6 1/8" (155mm) diameter hole.
- The unit comes complete with a disposable sheet metal cover, and three (3) empty compartments that are recessed 5" (127mm) below the floor surface level and can be configured to accept power, data, or audio/video devices.
- Designed to work with the 6CTC3H and 6CT23H style covers.

Country of Origin: USA

NOTE: Must be used in conjunction with 3-Hour Fire Classified Evolution Series Poke-Thru Device covers.

NOTE: UL Fire Classified for up to 3-hour rated floors.

NOTE: Receptacles can be wired as a standard or isolated ground device.

INCLUDED
For Side Compartments:

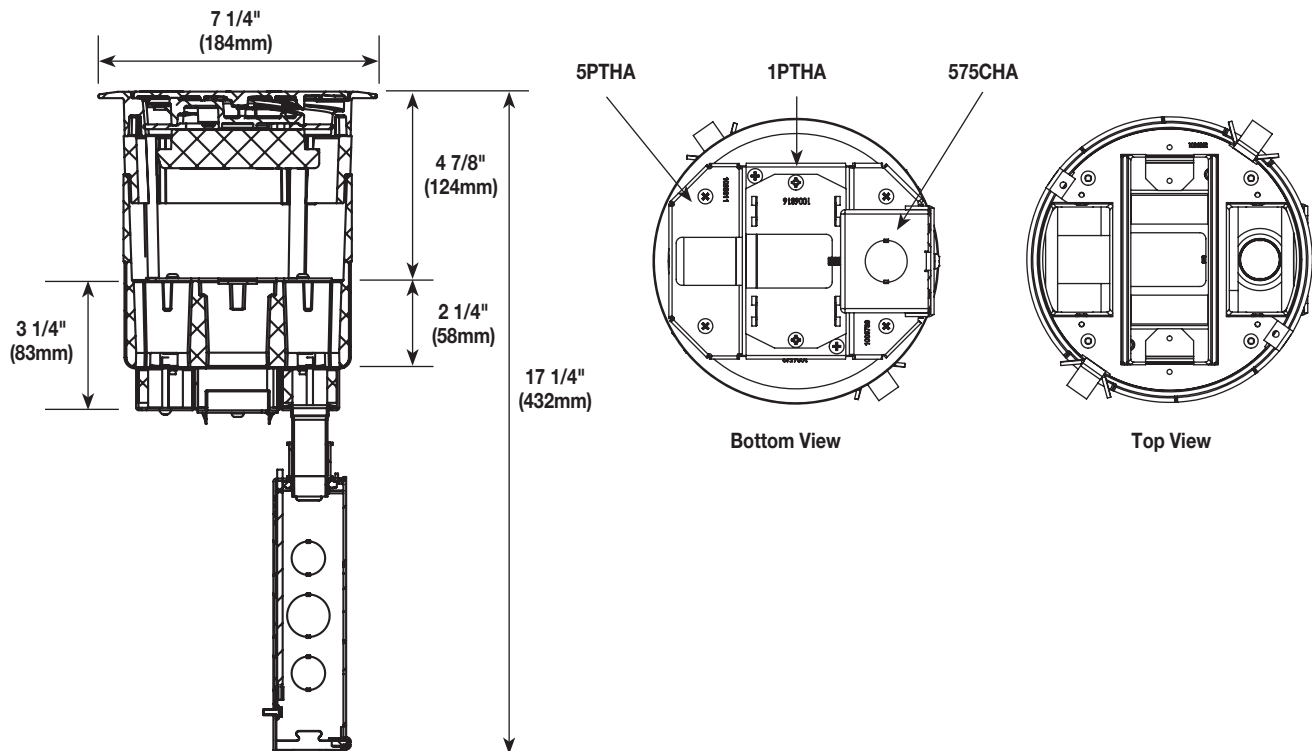
- No Device Plates are included

For Center Compartment:

- No Device Plates are included

For Bottom Feed Compartment:

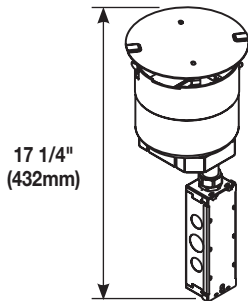
- One (1) 5PTHA 1/2-Gang Pass-Through Housing Assembly
- One (1) 1PTHA 1-Gang Pass-Through Housing Assembly
- One (1) 575CHA 1/2-Gang 3/4" Conduit Housing Assembly**



NOTE: For more information on Device Plates and Bottom Feed Plates and on the additional options available, see the Device Plates and Bottom Feed Plates sections found later in this document.

** Also includes junction box attached to the 3/4" conduit.

3-Hour Fire Classified Evolution Series 6" Poke-Thru Devices Ordering Information

Catalog No./Item
Description/Specifications
6STCPAV3H

Recessed Prewired A/V Poke-Thru Stem Assembly –

- Designed to be installed in a concrete floor which has access in the ceiling of the floor below for running power, data and A/V services.
- Poke-thru device installs into a 6" (152mm) to a 6 1/8" (155mm) diameter hole.
- The unit comes complete with a disposable sheet metal cover, one (1) pre-wired, pre-installed duplex receptacle and various low voltage and AV devices plates.
- All of the devices are recessed 5" (127mm) below the floor surface level.
- Designed to work with the 6CTC3H and 6CT23H style covers.

Country of Origin: USA

NOTE: Must be used in conjunction with 3-Hour Fire Classified Evolution Series Poke-Thru Device covers.

NOTE: UL Fire Classified for up to 3-hour rated floors.

NOTE: Receptacles can be wired as a standard or isolated ground device.

INCLUDED
For Side Compartments:

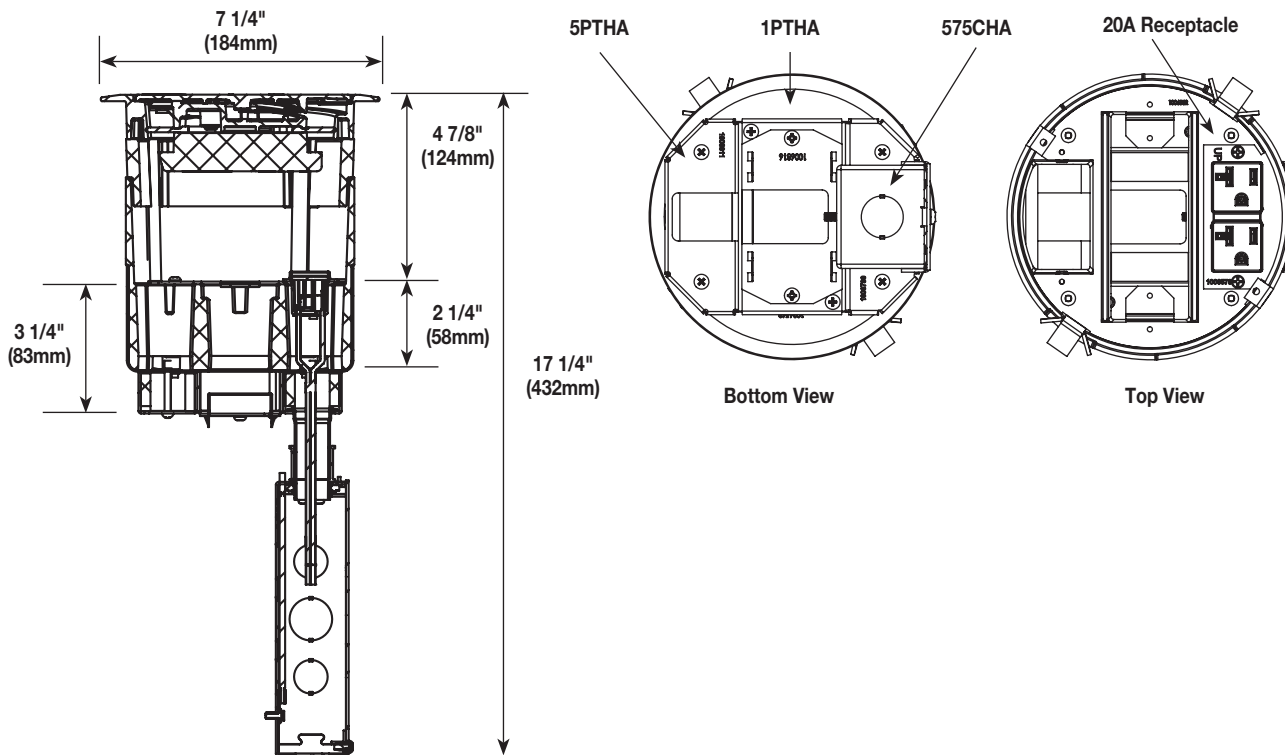
- One (1) proprietary 20A Duplex Receptacle installed
- 682A Device Plate
- 68MAAP Device Plate

For Center Compartment:

- 6DEC Mounting Plate
- 6AAP Mounting Plate
- 68MAAP Device Plate

For Bottom Feed Compartment:

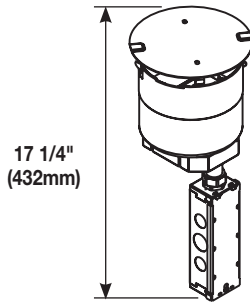
- One (1) 5PTHA 1/2-Gang Pass-Through Housing Assembly
- One (1) 1PTHA 1-Gang Pass-Through Housing Assembly
- One (1) 575CHA 1/2-Gang 3/4" Conduit Housing Assembly**



NOTE: For more information on Device Plates and Bottom Feed Plates and on the additional options available, see the Device Plates and Bottom Feed Plates sections found later in this document.

** Also includes junction box attached to the 3/4" conduit.

3-Hour Fire Classified Evolution Series 6" Poke-Thru Devices Ordering Information

Catalog No./Item
Description/Specifications
6STCP3H

Recessed Prewired Poke-Thru Stem Assembly –

- Designed to be installed in a concrete floor which has access in the ceiling of the floor below for running power, data and A/V services.
- Poke-thru device installs into a 6" (152mm) to a 6 1/8" (155mm) diameter hole.
- The unit comes complete with a disposable sheet metal cover, two (2) pre-wired, pre-installed duplex receptacles and various low voltage devices plates.
- All of the devices are recessed 5" (127mm) below the floor surface level.
- Designed to work with the 6CTC3H and 6CT23H style covers.

Country of Origin: USA
INCLUDED
For Side Compartments:

- Two (2) proprietary 20A Duplex Receptacles installed

For Center Compartment:

- One (1) 6ACT8A Mounting Plate
- One (1) 6TRAC Mounting Plate
- One (1) 6SER Mounting Plate

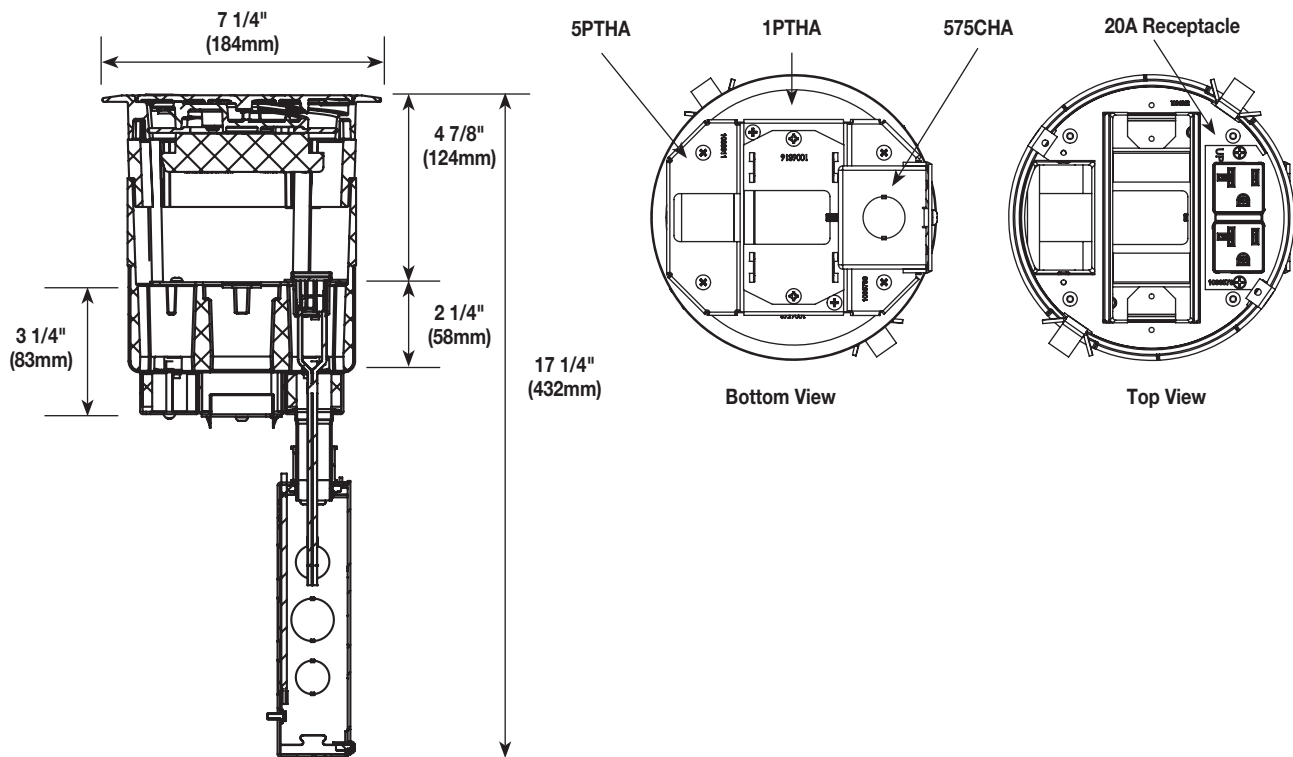
For Bottom Feed Compartment:

- One (1) 5BLH 1/2-Gang Blank Housing*
- One (1) 1PTHA 1-Gang Pass-Through Housing Assembly
- One (1) 575CHA 1/2-Gang 3/4" Conduit Housing Assembly**

NOTE: Must be used in conjunction with 3-Hour Fire Classified Evolution Series Poke-Thru Device covers.

NOTE: UL Fire Classified for up to 3-hour rated floors.

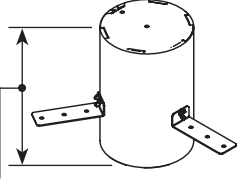

NOTE: Receptacles can be wired as a standard or isolated ground device.



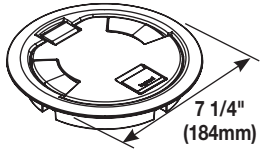
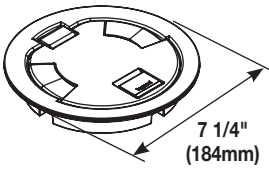
NOTE: For more information on Device Plates and Bottom Feed Plates and on the additional options available, see the Device Plates and Bottom Feed Plates sections found later in this document.

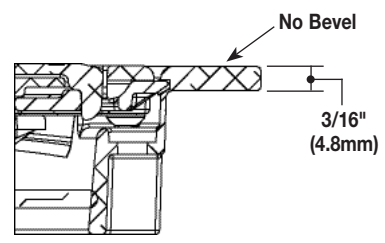
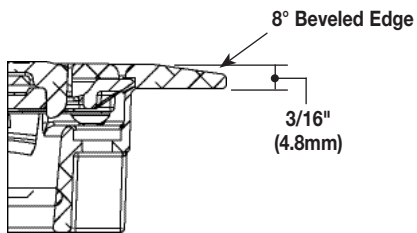
** Also includes junction box attached to the 3/4" conduit.

3-Hour Fire Classified Evolution Series 6" Poke-Thru Devices Ordering Information

Catalog No./Item	Description/Specifications	Catalog No./Item	Description/Specifications
6PPS  9 15/16" (252mm)	6" Pre-Pour Poke-Thru Sleeve – Nonmetallic sleeve attaches to structural steel or plywood decking and maintains 6" -6 1/8" diameter cast in core hole. Unit includes three (3) attachment legs, two (2) end caps and three (3) thumb screws.	6TS 	Tile Shim – Used for floor coverings greater than 3/16" (4.8mm). The 6TS will allow the top surface of the cover to be flush with the finished floor. Includes: six (6) 1/16" (1.6mm) thick shims. Up to a total of 3/8" (9.5mm) of adjustment.
	Country of Origin: USA		Country of Origin: USA

3-Hour Fire Classified Evolution Series 6" Poke-Thru Devices Cover Assemblies Ordering Information


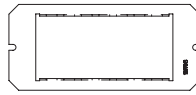
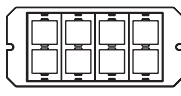


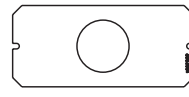
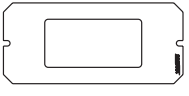
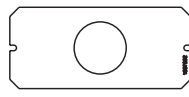
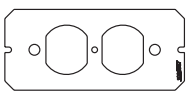

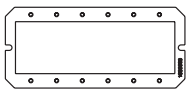

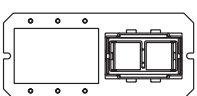
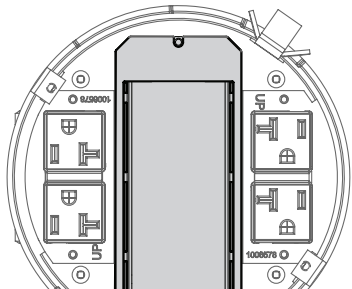
Catalog No./Item	Description/Specifications	Catalog No./Item	Description/Specifications
6CTC2BK3H 6CTC2GY3H 6CTC2BZ3H 6CTC2AA3H 6CTC2SB3H 6CTC2SN3H	Surface Style Cover Assembly – Low profile cover designed to attach to the 6STC3H, 6STCP3H, and 6STCPAV3H Poke-Thru Stem Assemblies. Each cover is made from die-cast aluminum materials and equipped with a durable hinge which allows the cover to rotate open 180°, two (2) slide egress doors that lock in the open position and auto close around the cables when the covers are closed, an 8° beveled edge that meets ADA guidelines and reduces tripping hazards. These covers are designed to sit on top of finished floor surfaces such as: carpet, tile, wood, polished concrete and terrazzo. Available in three (3) aesthetic powder coated finishes: black (BK), gray (GY), bronze (BZ), and three metal finishes: brushed aluminum (AA), satin brass plated (SB) and satin nickel plated (SN).	6CT2BK3H 6CT2GY3H 6CT2BZ3H 6CT2AA3H 6CT2SB3H 6CT2SN3H	Flush Style Cover Assembly – Low profile covers that are designed to attach to the 6STC3H, 6STCP3H, and 6STCPAV3H Poke-Thru Stem Assemblies. Each cover is made from die-cast aluminum materials and equipped with a durable hinge which allows the cover to rotate open 180°, two (2) slide egress doors that lock in the open position and auto close around the cables when the covers are closed. These covers are designed to sit flush with finished floor coverings such as: carpet, tile, and wood. Available in three (3) aesthetic powder coated finishes: black (BK), gray (GY), bronze (BZ), and three metal finishes: brushed aluminum (AA), satin brass plated (SB) and satin nickel plated (SN).
 7 1/4" (184mm)	Country of Origin: India or Mexico	 7 1/4" (184mm)	Country of Origin: India or Mexico



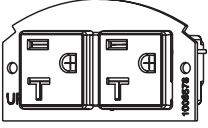
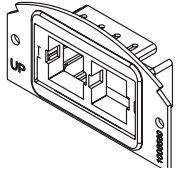
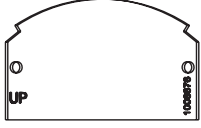
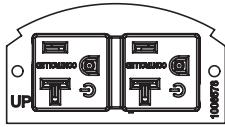
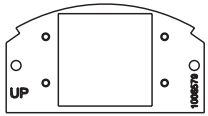
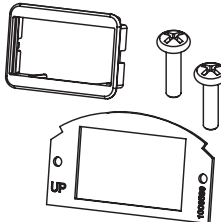
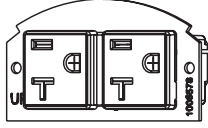
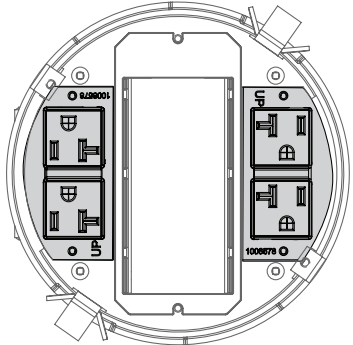
NOTE: All surface style poke-thru devices come with a transition angle to aid in the change in floor elevation.

NOTE: Includes 6TS Tile Shim.

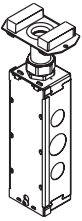
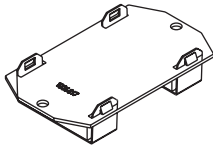
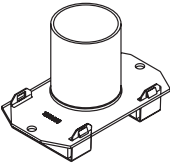
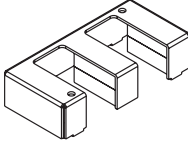
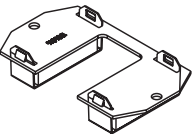
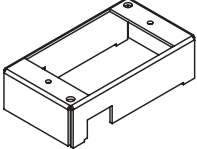
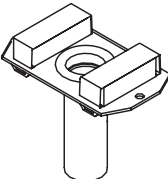
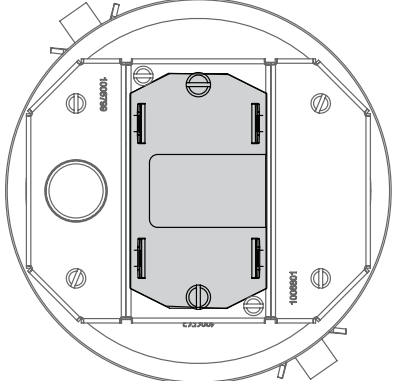
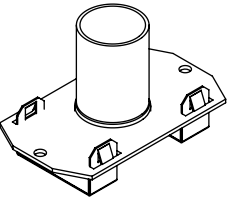
3-Hour Fire Classified Evolution Series 6" Poke-Thru Devices Center Mount Device Plates Ordering Information

Catalog No./Item	Description/Specifications	Catalog No./Item	Description/Specifications
6AAP 	Device Mounting Plate – Device plate that will accept up to two (2) Extron® Electronics AAP style plates. For use in the center compartment only. Devices supplied by others. Country of Origin: USA	6MOS 	Mosaic Device Plate – Device plate will accept two (2) standard (45mm x 45mm) or one (1) standard (45mm x 90mm) Mosaic style device(s). Devices supplied by others. Country of Origin: USA NOTE: Not designed to accept adorne style devices.
6ACT8A 	Device Mounting Plate – Device plate that will accept up to eight (8) ports of communication devices. For use in the center compartment only. Devices supplied by others. Country of Origin: USA	6MOSBS 	Mosaic British Standard Device Plate – Device plate will accept two (2) Mosaic British standard devices (45mm x 45mm). For use in the center compartment only. Devices supplied by others. Country of Origin: USA NOTE: Not designed to accept adorne style devices.
6B 	Device Mounting Plate – Device plate used to blank off center compartment, when no devices are used. Country of Origin: USA	6S1 	Device Mounting Plate – Receptacle opening 1 3/8" (35mm). For use in the center compartment only. For 6" poke-thru units only. Country of Origin: USA
6DEC 	Device Mounting Plate – Device plate that will accept Decorator style devices such as 20A receptacles, GFCIs, 106 adapters or A/V devices. For use in the center compartment only. Devices supplied by others. Country of Origin: USA	6S2 	Device Mounting Plate – Receptacle opening 1 9/16" (40mm). For use in the center compartment only. For 6" poke-thru units only. Country of Origin: USA
6DP 	Device Mounting Plate – Device plate that will accept standard 15A or 20A duplex receptacle, duplex Turnlok receptacle or 106 data adapter. For use in the center compartment only. Devices supplied by others. Country of Origin: USA	6SER 	Device Mounting Plate – Device plate that will accept up to four (4) Ortronics® Series II dual modular inserts. For use in the center compartment only. Devices supplied by others. Country of Origin: USA
6MAAP 	Device Mounting Plate – Device plate that will accept up to six (6) Legrand AVIP or Extron® Electronics MAAP style plates. For use in the center compartment only. Devices supplied by others. Country of Origin: USA	6TRAC 	Device Mounting Plate – Device plate that will accept up to eight (8) Ortronics® TracJack devices. For use in the center compartment only. Devices supplied by others. Country of Origin: USA
6MAAP2A 	Device Mounting Plate – Combination device plate that will accept up to three (3) Legrand AVIP or Extron® Electronics MAAP style plates, and up to two (2) ports of communication devices. For use in the center compartment only. Devices supplied by others. Country of Origin: USA	6AT Center Mount Device Plate Mounting Location 	Mounting plates on this page can be installed in the shaded location indicated in this illustration.

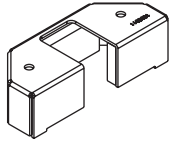
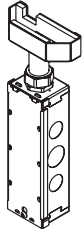
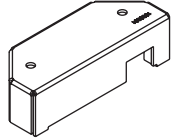
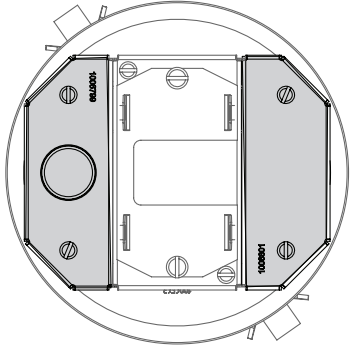
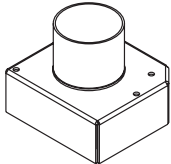
3-Hour Fire Classified Evolution Series 6" Poke-Thru Devices Side Mount Device Plates Ordering Information

Catalog No./Item	Description/Specifications	Catalog No./Item	Description/Specifications
68REC 	20A Duplex Receptacles – Two (2) proprietary 20A duplex power receptacles with mounting plates. Designed to fit into the 6", 8" and 10" Poke-Thru Devices. Receptacle can be wired as a standard or isolated ground device. Country of Origin: USA	682A 	Device Mounting Plate – Device plate that will accept up to two (2) ports of communication devices. For use in either of the two side compartments only. Not for use in the center compartment. Communication devices supplied by others. Country of Origin: USA
68B 	Device Mounting Plate – Blank plate. Used to blank off either of the side compartments when no devices or cabling are to be used. Country of Origin: USA	68REC-CTRL* 	Controlled Receptacle – One (1) 20A proprietary duplex receptacle marked with a permanent controlled receptacle marking. Country of Origin: USA
68MAAP 	Device Mounting Plate – Device plate that will accept up to two (2) Legrand AVIP or Extron® Electronics MAAP device plates. For use in either of the two side compartments only. Not for use in the center compartment. Extron Devices supplied by others. Country of Origin: USA	682A-PT 	Device Plate – Device plate that allows for communication cabling to pass through. Includes one (1) rectangular adapter ring. Country of Origin: USA
68REC-25 	20A Duplex Receptacles – Two (2) proprietary 20A duplex power receptacles with mounting plates and 25' leads. Designed to fit into the 6", 8" and 10" Poke-Thru Devices. Receptacle can be wired as a standard or isolated ground device. Country of Origin: USA	6AT Side Mount Device Plates Mounting Locations 	Device Plates in this section can be installed in the shaded locations indicated in this illustration.

3-Hour Fire Classified Evolution Series 6" Poke-Thru Devices Bottom Feed Device Plates Ordering Information

Catalog No./Item	Description/Specifications	Catalog No./Item	Description/Specifications
175CHA	 <p>Bottom Housing Assembly – One-gang 3/4" trade size conduit housing assembly. Includes junction box attached to 3/4" trade size conduit for electrical power connections. For use in the center compartments of 6", 8" and 10" poke-thru devices.</p> <p>Country of Origin: USA</p> <p>NOTE: When using on a 6ATCFF Furniture Feed unit, 1BHA (sold separately) is required.</p>	1BLH	 <p>Bottom Housing Assembly – One-gang blank housing assembly. Designed to blank off compartment when no cable pass through is required. For use in the center compartments of 6", 8" and 10" poke-thru devices.</p> <p>Country of Origin: USA</p> <p>NOTE: When using on a 6ATCFF Furniture Feed unit, 1BHA (sold separately) is required.</p>
1125CHA	 <p>Bottom Housing Assembly – One-gang 1 1/4" trade size conduit housing assembly. For use in the center compartments of 6", 8" and 10" poke-thru devices.</p> <p>Country of Origin: USA</p> <p>NOTE: When using on a 6ATCFF Furniture Feed unit, 1BHA (sold separately) is required.</p>	15FFHA	 <p>Bottom Housing Assembly – One and a half-gang pass through conduit housing assembly. Used for furniture feed applications on the center compartment only. Only for use with 6" poke-thru units.</p> <p>Country of Origin: USA</p>
1PTHA	 <p>Bottom Housing Assembly – One-gang pass through housing assembly. Designed to allow pass through of communication cables when no conduit is required. For use in the center compartments of 6", 8" and 10" poke-thru devices.</p> <p>Country of Origin: USA</p> <p>NOTE: When using on a 6ATCFF Furniture Feed unit, 1BHA (sold separately) is required.</p>	1BHA	 <p>Bottom Housing Assembly – One-gang bottom housing assembly. Designed to accept 175CHA, 1125CHA, 1PTHA, 1100CHA and 1BLH plates. Only for use with 6" poke-thru units.</p> <p>Country of Origin: USA</p>
175CHA-LJB	 <p>Bottom Housing Assembly – One-gang 3/4" trade size conduit housing assembly. For use in the center compartments of 6", 8" and 10" poke-thru devices.</p> <p>Country of Origin: USA</p> <p>NOTE: When using on a 6ATCFF Furniture Feed unit, 1BHA (sold separately) is required.</p>	<p>6AT Bottom Feed Center Mount Device Plate Location</p> <p>All bottom housing assemblies on this page can be installed in the shaded locations indicated in these illustrations.</p> 	
1100CHA	 <p>Bottom Housing Assembly – One-gang 1" trade size conduit housing assembly. For use in the center compartments of 6", 8" and 10" poke-thru devices.</p> <p>Country of Origin: USA</p> <p>NOTE: When using on a 6ATCFF Furniture Feed unit, 1BHA (sold separately) is required.</p>	<p>CAUTION: Receptacle supplied with this Poke-Thru is not suitable for direct field wiring. Contact manufacturer for replacement. Field modifications will void UL Listing and Classification. Replacement receptacle is limited to this manufacturers' Catalog No 68REC.</p>	

3-Hour Fire Classified Evolution Series 6" Poke-Thru Devices Bottom Feed Device Plates Ordering Information

Catalog No./Item	Description/Specifications	Catalog No./Item	Description/Specifications
5PTHA 	Bottom Housing Assembly – Half-gang pass through housing assembly. Designed to allow pass through of communication cables when no conduit is required. For use in 6" and 8" poke-thru devices. Country of Origin: USA	575CHA 	Bottom Housing Assembly – Half-gang 3/4" trade size conduit housing assembly. Includes junction box attached to 3/4" trade size conduit for electrical power connections. For use in 6" and 8" poke-thru devices. Country of Origin: USA
5BLH 	Bottom Housing Assembly – Half-gang blank housing assembly. Designed to blank off compartment when no cable pass through is required. For use on side compartments only. For use in 6" and 8" poke-thru devices. Includes tunnels for 6" and 8" poke-thru devices. Country of Origin: USA	6AT Bottom Feed Side Mount Device Plate Mounting Locations Device Plates in this section can be installed in the shaded locations indicated in this illustration.	
152CHA 	Bottom Housing Assembly – One and a half-gang 2" trade size conduit housing assembly. For use in 6" poke-thru devices. When 152CHA is used, the center and outer compartment are the same service and cannot be divided. Country of Origin: USA		

NOTE: All brand and product names referenced in this document are registered trademarks or trademarks of their respective holders.



NOTE: The paper used to print this document is an environmentally responsible paper with 10% post consumer waste, with FSC and SFI Chain of Custody certifications, Lacey Act complaint. 100% of the electricity used to manufacture Flo sheets is generated with Green-e certified renewable energy.



Legrand, North America
60 Woodlawn Street
West Hartford, CT 06110
1.877.BY.LEGRAND (295.3472)
www.legrand.us

Canada
905.738.9195
www.legrand.ca

FOLLOW US

