

# The ISOLATOR<sup>®</sup>

UNI-FLANGE BALL VALVE<sup>®</sup>

# THE ONLY WAY TO ISOLATE CIRCULATOR PUMPS

PATENTED TECHNOLOGY WITH FURTHER PATENTS PENDING

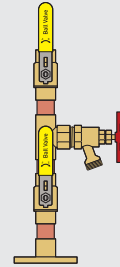
## The ISOLATOR<sup>®</sup>

UNI-FLANGE BALL VALVE<sup>®</sup>  
with ROTATING FLANGE

The features and benefits you trust in our original Isolator line, with two versatile enhancements. The 360° flange rotation allows rotation to any degree necessary for your installation, and the multi-function drain that makes the Isolator the only valve that drains from both sides of the pump!

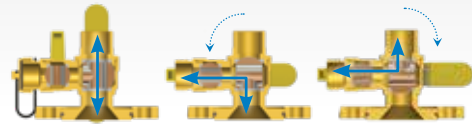


### THE OLD WAY



**THE WEBSTONE WAY**  
REPLACES 8 COMPONENTS SAVES 63 MINUTES ELIMINATES 7 LEAK PATHS

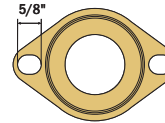
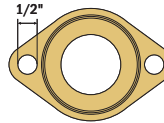
### PURGES BEFORE OR AFTER PUMP



### TWO FLANGE DESIGN OPTIONS

ALSO AVAILABLE W/ ROUND FLANGE FOR HIGH EFFICIENCY VARIABLE SPEED PUMPS - SEE PAGE 28

**ITEM#**  
1/2" HOLE  
FITS STANDARD  
SIZE PUMPS



**HV ITEM#**  
5/8" SLOTTED HOLE  
FITS HIGH VELOCITY &  
STANDARD SIZE PUMPS

### THE ISOLATOR W/ ROTATING FLANGE

Full Port Forged Brass Uni-Flange Ball Valve w/ Detachable Rotating Flange, Adjustable Packing Gland, Nuts & Bolts

#### STANDARD BRASS

#### LEAD-FREE BRASS

Certified to NSF/ANSI 61 & 372

SIZE	ITEM#	HV ITEM#	CTN/CASE	CASE WT	ITEM#	HV ITEM#	CTN/CASE	CASE WT
<b>FIP × Rotating Flange</b>								
600 PSI CWP Max								
3/4"	H-41403	H-41403HV	1/20	27	H-41403W	H-41403WHV	2/20	27
1"	H-41404	H-41404HV	1/20	34	H-41404W	H-41404WHV	2/20	35
1 1/4"	H-41405	H-41405HV	1/20	41	H-41405W	H-41405WHV	2/10	45
1 1/2"	H-41406	H-41406HV	1/20	54	H-41406W	H-41406WHV	2/10	32
2"	-	-	-	-	-	H-41407WHV	1/10	34
<b>SWT × Rotating Flange</b>								
600 PSI CWP Max								
3/4"	H-51403	H-51403HV	1/20	25	H-51403W	H-51403WHV	2/20	27
1"	H-51404	H-51404HV	1/20	34	H-51404W	H-51404WHV	2/20	35
1 1/4"	H-51405	H-51405HV	1/20	41	H-51405W	H-51405WHV	2/20	45
1 1/2"	H-51406	H-51406HV	1/20	58	H-51406W	H-51406WHV	2/10	33
2"	-	-	-	-	-	H-51407WHV	1/10	34
<b>Press × Rotating Flange</b>								
250 PSI CWP Max/250°F Max								
3/4"	H-81403	H-81403HV	1/20	28	H-81403W	H-81403WHV	1/20	28
1"	H-81404	H-81404HV	1/20	40	H-81404W	H-81404WHV	1/20	40
1 1/4"	H-81405	H-81405HV	1/20	53	H-81405W	H-81405WHV	1/20	53
1 1/2"	H-81406	H-81406HV	1/10	32	H-81406W	H-81406WHV	1/10	32
2"	-	H-81407HV	1/10	36	-	H-81407WHV	1/10	51
<b>ASTM F1960 PEX × Rotating Flange*</b>								
400 PSI CWP Max								
3/4"	-	-	-	-	H-31403W	H-31403WHV	1/20	27
1"	-	-	-	-	H-31404W	H-31404WHV	1/20	27
<b>ASTM F1807 PEX × Rotating Flange*</b>								
400 PSI CWP Max								
3/4"	-	-	-	-	H-11403W	H-11403WHV	1/20	27
1"	-	-	-	-	H-11404W	H-11404WHV	1/20	29
<b>W/ MULTI-FUNCTION HI-FLOW HOSE DRAIN</b>								
600 PSI CWP Max								
<b>FIP × Rotating Flange</b>								
3/4"	H-41413	H-41413HV	2/20	36	H-41413W	H-41413WHV	2/20	35
1"	H-41414	H-41414HV	2/20	43	H-41414W	H-41414WHV	2/20	41
1 1/4"	H-41415	H-41415HV	2/20	54	H-41415W	H-41415WHV	2/10	27
1 1/2"	H-41416	H-41416HV	2/10	38	H-41416W	H-41416WHV	2/10	36
2"	-	-	-	-	-	H-41417WHV	1/10	38
<b>SWT × Rotating Flange</b>								
600 PSI CWP Max								
3/4"	H-51413	H-51413HV	2/20	36	H-51413W	H-51413WHV	2/20	36
1"	H-51414	H-51414HV	1/20	43	H-51414W	H-51414WHV	2/20	41
1 1/4"	H-51415	H-51415HV	2/20	54	H-51415W	H-51415WHV	2/10	28
1 1/2"	H-51416	H-51416HV	1/10	38	H-51416W	H-51416WHV	2/10	33
2"	-	-	-	-	-	H-51417WHV	1/10	36
<b>Press × Rotating Flange</b>								
250 PSI CWP Max/250°F Max								
3/4"	H-81413	H-81413HV	1/20	40	H-81413W	H-81413WHV	1/20	40
1"	H-81414	H-81414HV	1/20	48	H-81414W	H-81414WHV	1/20	48
1 1/4"	H-81415	H-81415HV	1/10	31	H-81415W	H-81415WHV	1/10	31
1 1/2"	H-81416	H-81416HV	1/10	38	H-81416W	H-81416WHV	1/10	38
2"	-	H-81417HV	1/10	40	-	H-81417WHV	1/10	53
<b>ASTM F1960 PEX × Rotating Flange*</b>								
400 PSI CWP Max								
3/4"	-	-	-	-	H-31413W	H-31413WHV	1/20	27
1"	-	-	-	-	H-31414W	H-31414WHV	1/20	27
<b>ASTM F1807 PEX × Rotating Flange*</b>								
400 PSI CWP Max								
3/4"	-	-	-	-	H-11413W	H-11413WHV	1/20	27
1"	-	-	-	-	H-11414W	H-11414WHV	1/20	27

\*2" ISOLATORS HAVE 1 1/2" PORT.

\*ALSO CERTIFIED TO NSF/ANSI 14 & IAPMO ANSI Z1157

AVAILABLE W/  
**PRO-CONNECT PPRPRO**  
EXCLUSIVELY FOR  
**aquatherm**  
SEE PAGE 32

AVAILABLE W/  
**PRO-CONNECT PPRPRO**  
FOR ANY  
PP-R OR PP-RCT  
PIPING SYSTEM  
SEE PAGE 33



These valves have revolutionized the installation of circulator pumps. Our original Isolator Uni-Flange Ball Valve design has evolved into the largest flanged ball valve program in the industry today.

- Conical inlet to minimize turbulence
- Fits virtually any standard circulator pump
- Available slotted holes for high velocity pumps
- Prevents electrolysis
- Eliminates galvanic corrosion



#### THE ISOLATOR UNI-FLANGE BALL VALVE

Full Port Forged Brass Ball Valve w/ Adjustable Packing Gland, Nuts & Bolts

STANDARD BRASS				
SIZE	ITEM#	HV ITEM#	CTN/CASE	CASE WT
<b>FIP x Flange</b> 600 PSI CWP Max				
1/2"	H-40402	-	1/20	24
3/4"	H-40403	-	1/20	29
1"	H-40404	H-40404HV	1/20	35
1 1/4"	H-40405	H-40405HV	1/20	41
1 1/2"	H-40406	H-40406HV	1/20	59
2"	-	H-40407HV	1/10	38
<b>SWT x Flange</b> 600 PSI CWP Max				
1/2"	H-50402	-	1/20	25
3/4"	H-50403	H-50403HV	1/20	28
1"	H-50404	H-50404HV	1/20	34
1 1/4"	H-50405	H-50405HV	1/20	41
1 1/2"	H-50406	H-50406HV	1/20	58
2"	-	H-50407HV	1/10	40
<b>W/ HI-FLOW HOSE DRAIN</b> 600 PSI CWP Max				
<b>FIP x Flange</b>				
3/4"	H-40413	H-40413HV	1/20	42
1"	H-40414	H-40414HV	1/20	49
1 1/4"	H-40415	H-40415HV	1/20	62
1 1/2"	H-40416	H-40416HV	1/10	41
2"	-	H-40417HV	1/10	57
<b>SWT x Flange</b> 600 PSI CWP Max				
3/4"	H-50413	H-50413HV	1/20	41
1"	H-50414	H-50414HV	1/20	50
1 1/4"	H-50415	H-50415HV	1/20	63
1 1/2"	H-50416	H-50416HV	1/10	43
2"	-	H-50417HV	1/10	57

HV ITEMS FIT HIGH VELOCITY & STANDARD SIZE PUMPS. 2" ISOLATORS HAVE 1 1/2" PORT.

#### THE ISOLATOR CIRCULATOR PUMP INSTALLATION KIT

Your choice of Isolator & Isolator w/ Drain & 2 Full-Faced Flange Gaskets, Nuts & Bolts

STANDARD BRASS					LEAD-FREE BRASS			
SIZE	ITEM#	HV ITEM#	CTN/CASE	CASE WT	ITEM#	HV ITEM#	CTN/CASE	CASE WT
<b>THE ISOLATOR CIRCULATOR PUMP INSTALLATION KIT</b>								
<b>FIP x Flange</b> 600 PSI CWP Max								
3/4"	H-40413KIT	H-40413HVKIT	1/10	36	-	-	-	-
1"	H-40414KIT	H-40414HVKIT	1/10	43	-	-	-	-
1 1/4"	H-40415KIT	H-40415HVKIT	1/10	52	-	-	-	-
<b>SWT x Flange</b> 600 PSI CWP Max								
3/4"	H-50413KIT	H-50413HVKIT	1/10	36	-	-	-	-
1"	H-50414KIT	H-50414HVKIT	1/10	43	-	-	-	-
1 1/4"	H-50415KIT	H-50415HVKIT	1/10	54	-	-	-	-
<b>THE ISOLATOR W/ ROTATING FLANGE CIRCULATOR PUMP INSTALLATION KIT</b>								
<b>FIP x Rotating Flange</b> 600 PSI CWP Max								
3/4"	H-41413KIT	H-41413HVKIT	1/10	32	H-41413WKIT	H-41413WHVKIT	1/10	32
1"	H-41414KIT	H-41414HVKIT	1/10	38	H-41414WKIT	H-41414WHVKIT	1/10	38
1 1/4"	H-41415KIT	H-41415HVKIT	1/10	49	H-41415WKIT	H-41415WHVKIT	1/10	52
<b>SWT x Rotating Flange</b> 600 PSI CWP Max								
3/4"	H-51413KIT	H-51413HVKIT	1/10	32	H-51413WKIT	H-51413WHVKIT	1/10	32
1"	H-51414KIT	H-51414HVKIT	1/10	38	H-51414WKIT	H-51414WHVKIT	1/10	38
1 1/4"	H-51415KIT	H-51415HVKIT	1/10	49	H-51415WKIT	H-51415WHVKIT	1/10	52

HV ITEMS FIT HIGH VELOCITY & STANDARD SIZE PUMPS. 2" ISOLATORS HAVE 1 1/2" PORT.



#### CIRCULATOR PUMP INSTALLATION KIT

INCLUDES EVERYTHING BUT THE PUMP!



## DOUBLE FLANGED CHECK VALVE



#### SNUG-FIT ROTATING FLANGE



SECTION REMOVED TO SHOW INTERNAL CONSTRUCTION

The easiest way to add a check valve to any pump! Two sizes cover all standard Isolator installations.

- Installs between the pump & Isolator
- Limits SKUs and saves space on the truck!
- Replacement check assemblies available

#### THE ISOLATOR DOUBLE FLANGED CHECK

Forged Brass Check Valve w/ Rotating Flange - Includes One Set of Mounting Bolts & Full Faced Flange Gasket

STANDARD BRASS			
SIZE	HV ITEM#	CTN/CASE	CASE WT
<b>Flange x Rotating Flange</b> 150 PSI @ 200°F			
3/4" thru 1 1/4"	H-13703HV	1/10	16
1 1/2" thru 2"	H-13706HV	1/10	18

FITS STANDARD & HIGH VELOCITY PUMPS





# The ISOLATOR<sup>®</sup>

## UNI-FLANGE BALL VALVE<sup>®</sup>

### with ROUND FLANGE

- Detachable rotating round flange
- Three flange styles designed specifically for each pump

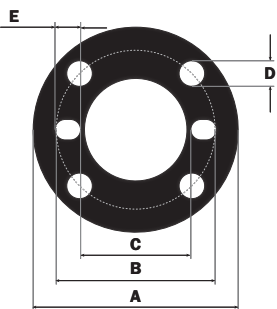
#### THE ISOLATOR W/ ROUND FLANGE

Full Port Forged Brass Uni-Flange Ball Valve w/ Detachable Rotating Flange, Adjustable Packing Gland, Nuts & Bolts

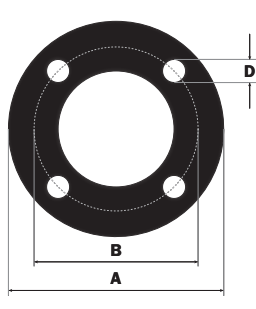
STANDARD BRASS			
SIZE	HV ITEM#	CTN/CASE	CASE WT
<b>FIP × Rotating Flange</b> 600 PSI CWP Max			
1 1/2"	H-41406HV-RF375	1/6	22
2"	H-41407HV-RF400	1/6	30
2"	H-41407HV-RF475	1/6	31
<b>SWT × Rotating Flange</b> 600 PSI CWP Max			
1 1/2"	H-51406HV-RF375	1/6	22
2"	H-51407HV-RF400	1/6	32
2"	H-51407HV-RF475	1/6	33
<b>Press × Rotating Flange</b> 250 PSI CWP Max/250°F Max			
1 1/2"	H-81406HV-RF375	1/6	23
2"	H-81407HV-RF400	1/6	33
2"	H-81407HV-RF475	1/6	34
<b>W/ MULTI-FUNCTION HI-FLOW HOSE DRAIN</b>			
<b>FIP × Rotating Flange</b> 600 PSI CWP Max			
1 1/2"	H-41416HV-RF375	1/6	26
2"	H-41417HV-RF400	1/6	37
2"	H-41417HV-RF475	1/6	38
<b>SWT × Rotating Flange</b> 600 PSI CWP Max			
1 1/2"	H-51416HV-RF375	1/6	26
2"	H-51417HV-RF400	1/6	38
2"	H-51417HV-RF475	1/6	39
<b>Press × Rotating Flange</b> 250 PSI CWP Max/250°F Max			
1 1/2"	H-81416HV-RF375	1/6	27
2"	H-81417HV-RF400	1/6	38
2"	H-81417HV-RF475	1/6	41

High Efficiency Variable Speed Pump						
MANUFACTURER*	ARMSTRONG	BELL & GOSSETT	GRUNDFOS	TACO		WILO
MODEL	E.2 Series E16.2/E16.2B, E30.2/E30.2B	ecocirc XL 15-75, XL 20-140, XL 40-200	Magna3 50-80 F, 50-150 F	00e VR15-1	00e VR20-1	Stratos 2.0 × 3-35
Isolator w/Round Flange						
COMPATIBLE FLANGE	RF400	RF400	RF475	RF375	RF475	RF400

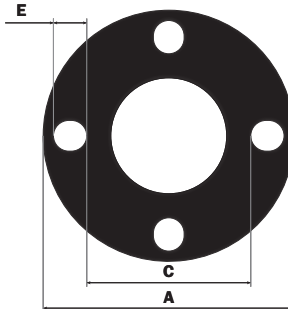
#### RF375 FLANGE



#### RF400 FLANGE



#### RF475 FLANGE



#### FLANGE DIMENSIONS

	A	B	C	D	E
RF375	5"	3 7/8"	2 11/16"	5/8"	5/8"
RF400	5 1/4"	4"	-	9/16"	-
RF475	6 1/8"	-	4"	-	13/16"

# The ISOLATOR<sup>®</sup>

## UNI-FLANGE BALL VALVE<sup>®</sup>

### SELECT<sup>™</sup> WITH 4-WAY SELECTABLE FLOW PATH

#### IDEAL FOR GEOTHERMAL APPLICATIONS

- Easily fill, purge, sample or add a pressure gauge right at the pump
- 1" side ports enable quicker filling and purging - ideal for Geothermal applications
- Easily direct fluid between 4 available ports
- Easily isolate the pump for replacement



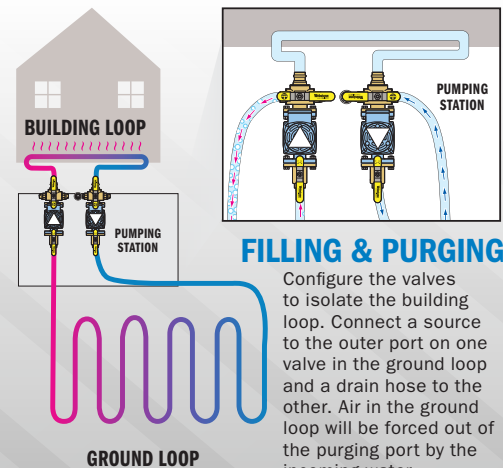
#### THE ISOLATOR SELECT

Full Port Forged Brass Uni-Flange Ball Valve w/ 4-Way Selectable Flow Path, Plugged FNPT Ports, Adjustable Packing Glands, Nuts & Bolts, Flange Gasket

STANDARD BRASS			
SIZE	HV ITEM#	CTN/CASE	CASE WT
<b>FIP × Press × Rotating Flange</b> 250 PSI CWP Max/250°F Max			
1"	H-81424HV	1/10	35

FITS STANDARD & HIGH VELOCITY PUMPS

#### 2-PUMP GEOTHERMAL SYSTEM OVERVIEW



#### FILLING & PURGING

Configure the valves to isolate the building loop. Connect a source to the outer port on one valve in the ground loop and a drain hose to the other. Air in the ground loop will be forced out of the purging port by the incoming water.

# CONNECTIONS FOR EVERY JOB



**THREADED**



**SWEAT**



**PRO-CONNECT  
PRESS**

**PRO-CONNECT  
PPRPRO**



**aquatherm**



**PRO-CONNECT  
PPRPRO**



**PRO-CONNECT  
PROPUSH**



**F1960 PEX**



**F1807 PEX**



**TRANSITION**



**HOSE**



**G1 UNION**



**COMPRESSION**



**FLANGE**

# F1960 & F1807 PEX PRODUCTS

NOW IN SIZES UP TO 2"



F1960 COLD EXPANSION

F1807 CRIMP OR CLAMP

**FULL FLOW FORGED DZR BRASS BALL VALVE**  
w/ Stainless Steel Wing Style "T" Handle  
& Adjustable Packing Gland

**LEAD-FREE BRASS**

Certified to NSF/ANSI 61 & 372  
NSF/ANSI 14

SIZE	ITEM#	CTN/CASE	CASE WT
<b>ASTM F1960 PEX</b> 400 PSI CWP Max/250°F Max			
1/2"	H-31702WSSW	10/80	27
3/4"	H-31703WSSW	10/60	30
1"	H-31704WSSW	6/36	33
1 1/4"	H-31705WSSW	5/25	33
1 1/2"	H-31706WSSW	5/25	49
2"	H-31707WSSW	2/12	38
<b>ASTM F1807 PEX</b> 400 PSI CWP Max/250°F Max			
1/2"	H-11702WSSW	10/80	23
3/4"	H-11703WSSW	10/60	26
1"	H-11704WSSW	6/36	26



**THE ISOLATOR W/ ROTATING FLANGE**

Full Port Forged DZR Brass Uni-Flange Ball Valve w/ Detachable Rotating Flange, Adjustable Packing Gland, Nuts & Bolts

**LEAD-FREE BRASS**

Certified to NSF/ANSI 61 & 372  
NSF/ANSI 14

SIZE	ITEM#	HV ITEM#	CTN/CASE	CASE WT
<b>ASTM F1960 PEX × Rotating Flange</b> 400 PSI CWP Max				
3/4"	H-31403W	H-31403WHV	1/20	27
1"	H-31404W	H-31404WHV	1/20	27
<b>ASTM F1807 PEX × Rotating Flange</b> 400 PSI CWP Max				
3/4"	H-11403W	H-11403WHV	1/20	27
1"	H-11404W	H-11404WHV	1/20	29
<b>W/ MULTI-FUNCTION HI-FLOW HOSE DRAIN</b>				
<b>ASTM F1960 PEX × Rotating Flange</b> 400 PSI CWP Max				
3/4"	H-31413W	H-31413WHV	1/20	27
1"	H-31414W	H-31414WHV	1/20	27
<b>ASTM F1807 PEX × Rotating Flange</b> 400 PSI CWP Max				
3/4"	H-11413W	H-11413WHV	1/20	27
1"	H-11414W	H-11414WHV	1/20	27

HV ITEMS FIT HIGH VELOCITY & STANDARD SIZE PUMPS.

**The ISOLATOR**  
UNI-FLANGE BALL VALVE





**PRO-PAL BALL DRAIN**

Full Port Forged DZR Brass Ball Valve w/ Hi-Flow Hose Drain, Reversible Handle & Adjustable Packing Glands

**LEAD-FREE BRASS**

Certified to NSF/ANSI 61 & 372 NSF/ANSI 14

SIZE	ITEM#	CTN/CASE	CASE WT
<b>ASTM F1960 PEX</b> 400 PSI CWP Max/200°F Max			
1/2"	H-30612W	4/40	35
3/4"	H-30613W	4/32	37
1"	H-30614W	2/20	32
1 1/4"	H-30615W	2/16	40
1 1/2"	H-30616W	1/8	28
2"	H-30617W	1/6	33
<b>ASTM F1807 PEX</b> 400 PSI CWP Max/200°F Max			
1/2"	H-10612W	4/40	34
3/4"	H-10613W	4/32	35
1"	H-10614W	2/20	31
1 1/4"	H-10615W	2/16	37
1 1/2"	H-10616W	1/8	26
2"	H-10617W	1/6	30




**THERMOSTATIC MIXING VALVE W/ INTEGRAL CHECK VALVES**

Forged Brass Valve w/ DZR Brass Fittings, Temperature Locking Handle\* & G1 Union Connections

See page 4 for application & certification information

SIZE	ITEM#	CTN/CASE	CASE WT
<b>OUTLET TEMPERATURE RANGE 95°- 120°F</b>			
<b>ASTM F1960 PEX</b> 150 PSI/185°F Max			
1/2"	H-73202W-CE-CAN	1/10	18
3/4"	H-73203W-CE-CAN	1/10	18
<b>ASTM F1807 PEX</b> 150 PSI/185°F Max			
1/2"	H-71202W-CAN	1/10	18
3/4"	H-71203W-CAN	1/10	18
<b>OUTLET TEMPERATURE RANGE 95°- 131°F</b>			
<b>ASTM F1960 PEX</b> 150 PSI/185°F Max			
1/2"	H-73202W-CE	1/10	18
3/4"	H-73203W-CE	1/10	18
<b>ASTM F1807 PEX</b> 150 PSI/185°F Max			
1/2"	H-71202W	1/10	18
3/4"	H-71203W	1/10	18
<b>OUTLET TEMPERATURE RANGE 104°- 176°F</b>			
<b>ASTM F1960 PEX</b> 150 PSI/203°F Max			
1/2"	H-73272W	1/10	18
3/4"	H-73273W	1/10	18
<b>ASTM F1807 PEX</b> 150 PSI/203°F Max			
1/2"	H-71272W	1/10	18
3/4"	H-71273W	1/10	18

\*TEMPERATURE LOCKING HANDLE NOT AVAILABLE ON -CAN ITEMS



**PRO-PAL UNION BALL DRAIN**

Full Port Forged DZR Brass Ball Valve w/ Single Union End, Hi-Flow Hose Drain, Reversible Handle & Adjustable Packing Glands

**LEAD-FREE BRASS**

Certified to NSF/ANSI 61 & 372 NSF/ANSI 14

SIZE	ITEM#	CTN/CASE	CASE WT
<b>FIP Union × ASTM F1960 PEX</b> 250 PSI CWP Max/200°F Max			
1/2"	H-30432W	4/16	22
3/4"	H-30433W	4/16	27
1"	H-30434W	2/16	36
1 1/4"	H-30435W	2/8	27
1 1/2"	H-30436W	1/8	39
2"	H-30437W	1/4	29
<b>FIP Union × ASTM F1807 PEX</b> 250 PSI CWP Max/200°F Max			
1/2"	H-10432W	4/16	22
3/4"	H-10433W	4/16	27
1"	H-10434W	2/16	35
1 1/4"	H-10435W	2/8	26
1 1/2"	H-10436W	1/8	38
2"	H-10437W	1/4	28

**PRO-PAL UNION BALL**

Full Port Forged DZR Brass Ball Valve w/ Single Union End & Adjustable Packing Gland

**LEAD-FREE BRASS**

Certified to NSF/ANSI 61 & 372 NSF/ANSI 14

SIZE	ITEM#	CTN/CASE	CASE WT
<b>FIP Union × ASTM F1960 PEX</b> 250 PSI CWP Max/200°F Max			
1/2"	H-30422W	5/40	33
3/4"	H-30423W	4/32	40
1"	H-30424W	4/20	36
<b>FIP Union × ASTM F1807 PEX</b> 250 PSI CWP Max/200°F Max			
1/2"	H-10422W	5/40	33
3/4"	H-10423W	4/32	40
1"	H-10424W	4/20	36



**FULL FLOW FORGED NICKEL-PLATED BRASS SILCOCK**

1/4 Turn Action w/ Stainless Steel Lever Handle

**LEAD-FREE BRASS**

SIZE	ITEM#	CTN/CASE	CASE WT
<b>ASTM F1960 PEX Flange × MIP Hose</b> 125 PSI CWP MAX			
1/2"	H-33202WSSL	12/72	58



**CHROME-PLATED EXTRUDED BRASS MINI BALL VALVE**

Hex Body

**STANDARD BRASS**

SIZE	ITEM#	CTN/CASE	CASE WT
<b>ASTM F1807 PEX</b> 110 PSI CWP Max NON-SHOCK			
1/2"	H-40782	30/300	61

