

Tubular Brass

Trip Lever 501/502-TL

Trip Lever 501/502-TQ

For most tubs 14" - 16" high

Trip Lever 551/552-TL

For most tubs up to 24" high

Sturdy 1.5" 17g and 20g Tubular Brass Slip-Joint Assembly

SPECIFICATIONS

FEATURES:

- Designed for heavy-duty use in hotels, motels, and rental property.
- Retainer plate for overflow elbow

APPROVALS (Quick Adjust®):

- Manufactured in compliance with ASME A112.18.2-2005/CSA B125.2-2005; and TIL MSE-051.

OPERATION:

- Move trip lever, located on overflow plate, up to close drain and down to open drain.

THREAD SIZE (Strainer Body and Drain Ell):

- 1 $\frac{1}{2}$ " - 11 $\frac{1}{2}$ NPSM (Coarse Thread)
- 1.865" Major Diameter (outside thread diameter)
- 11.5 threads per inch

PIPING: 17g: 501 model 20g: 502 model

OPTIONS:

- Brass Ferrules (add code "F" to part number)
- Slip 'N Solder (no slip joints; add code "U")
- Special lengths available:
 - Overflow extension (add code "EXlength")
example: EX6
 - Drain extension (add code "Dlength") example: D4

FINISHES:

- CP - Chrome Plated
- BN - Brushed Nickel
- BO - Bone
- BS - Biscuit
- BZ - Oil-Rubbed Bronze
- CB - Chrome Brushed
- NP - Nickel Polished
- PB - Polished Brass
- WH - White
- WI - Wrought Iron

Model 501-TQ

Model 502-TQ

Same as 501/502 Trip Levers except
QUICK ADJUST® has scale label on
the overflow pipe.

For most tubs 14"-16" high



ADA

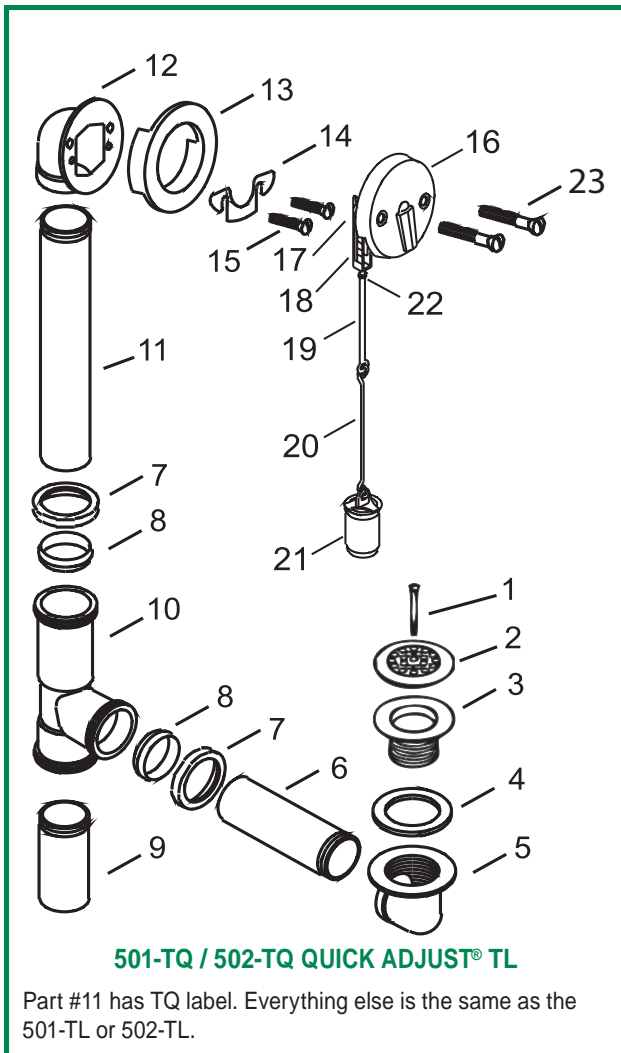
See price list for complete item numbers and available options.

When ordering, please specify complete item number and any applicable option codes.



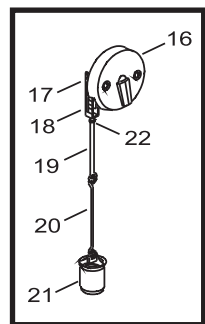
For More Information Contact:
WATCO Manufacturing Company
1220 South Powell Road
Independence, MO 64057-2724
Ph. 816-796-3900 • FAX 816-796-0875
www.watcomfg.com

501-TL/502-TL & TQ and 551/552-TL Series Parts List

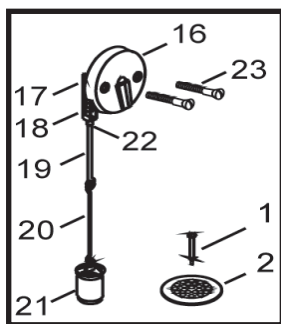


Item	Part #	Description
1.	01040__*Strainer Cover Plate Screw
2.	01006__*Strainer Cover Plate
3.	11495CPStrainer Body, 1 1/2" - 11.5
4.	10696Drain Ell Washer
5.	44006Brass Drain Ell, 1 1/2" - 11.5
6.	17GA-4.75Drain Ell Tube, 17g brass, 4.75"
	20GA-4.75Drain Ell Tube, 20g brass, 4.75"
		For 551-TL: 17GA-9.625.....Drain Ell Tube, 9.625"
		For 552-TL: 20GA-9.625.....Drain Ell Tube, 9.625"
7.	41580Brass Slip Nut
8.	11583Slip Joint Polywasher
9.	17GA-3.5Tail Piece, 17g brass, 3.5"
	20GA-3.5Tail Piece, 20g brass, 3.5"
10.	44001Brass Tee
11.	17GA-9.625Overflow Ell Tube, 17g brass, 9.625"
	20GA-9.625Overflow Ell Tube, 20g brass, 9.625"
		For 551-TL: 17GA-18.12.....Drain Ell Tube, 18.125"
		For 552-TL: 20GA-18.12.....Drain Ell Tube, 18.125"
12.	44003Overflow Ell, Brass
13.	40675Overflow Ell Washer for Brass
14.	11530Retainer Plate
15.	41540Retainer Plate Screw
16.	10700__*TL Faceplate Assembly
17.	10930Cotter Pin
18.	10950QUICK ADJUST "Q" Clevis
19.	10953Top Linkage Eye Bolt
20.	109545.25" Double-Loop Wire
21.	41005Brass Drop Cylinder for Brass
22.	10952TL Linkage Nut
23.	01024__*Screw, Overflow Plate, 2.25"

* Please indicate finish desired.




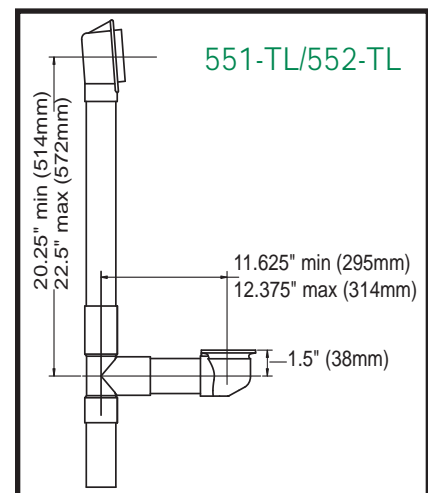
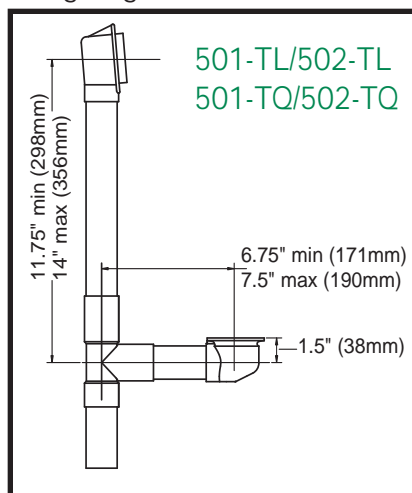
10770-BRS*-
Trip Lever faceplate assembly replacement for brass trip lever bath wastes.



38770-BRS*-
TL faceplate assembly (TQ clevis) with screws, TL linkage parts, 5.25" double-loop wire, drop cylinder, and strainer cover plate and screw.

*Also available for PVC and ABS plastic.

Roughing-In Dimensions:



38702-__*

Trim only for Trip Lever or SLIP LOCK drains, plus one #10930 cotter pin.

*Indicate desired finish.