


Data Sheet | Item Number: 221-511

Mounting carrier; for Ex applications; 221 Series - 6 mm²; for DIN-35 rail mounting/
screw mounting; light gray

<https://www.wago.com/221-511>



Color: light gray

Physical data

Width	19.3 mm / 0.76 inches
Height	80.8 mm / 3.181 inches
Depth from upper-edge of DIN-rail	28.3 mm / 1.114 inches

Mechanical Data

Mounting type	DIN-35 rail Screw mount
Suitable	for 2-, 3- and 5-conductor 221 Series Ex Splicing Connectors (6 mm ²)

Material Data

Note (material data)	Information on material specifications can be found here
Color	light gray
Material group	I
Insulation material	Polyamide (PA66)
Flammability class per UL94	V0
Fire load	0 MJ
Weight	11.9 g

Commercial data

ETIM 8.0	EC002848
ETIM 7.0	EC002848
PU (SPU)	50 (10) pcs
Packaging type	Box
Country of origin	CN
GTIN	4055143852135
Customs tariff number	39269097900

Approvals / Certificates


Approvals for hazardous areas




Approval	Standard	Certificate Name
AEx Underwriters Laboratories Inc.	UL 60079	E185892 (AEx eb IIC resp. Ex eb IIC)
IECEX Physikalisch Technische Bundesanstalt	IEC 60079	IECEX PTB 19.001 1U (EX eb IIC Gb, Ex eb I Mb)
INMETRO TÜV Rheinland do Brasil Ltda.	IEC 60079	TÜV 19.1781 U


Downloads

Environmental Product Compliance


Compliance Search
Environmental Product Compliance 221-511 



Documentation

Additional Information		
Technical Section	pdf 2142.18 KB	

Bid Text
ausschreiben.de 221-511 

CAD/CAE-Data

CAD data
2D/3D Models 221-511 



CAE data
EPLAN Data Portal 221-511 
ZUKEN Portal 221-511 

Installation Notes

Conductor termination




Removing a conductor.



Inserting a connector into the mounting carrier.


Removing a connector from the mounting carrier.




Mounting type (440 V)
Using spacers between the connectors.




Mounting type (440 V)
Vertical mounting on DIN-35 rail




Mounting type (440 V)
Horizontal screw mounting on a flat surface



Mounting type (440 V)
Mounting the carrier via non-conductive screws.




Mounting type (275 V)
No spacers are used between the connectors.



Mounting type (275 V)
Mounting the carrier using conductive screws.

Testing



Easily test inserted connectors in the carrier – however they are mounted.