


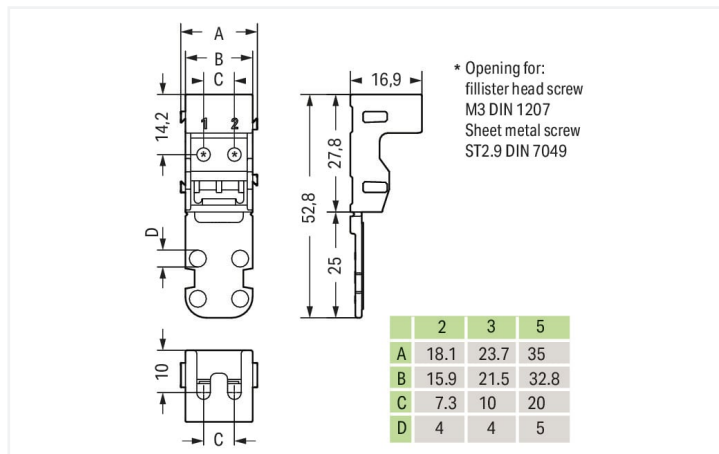
Data Sheet | Item Number: 221-505

Mounting carrier; for 5-conductor terminal blocks; 221 Series - 4 mm²; for screw mounting; white

<https://www.wago.com/221-505>



Color: white



Dimensions in mm

Physical data

Width 35 mm / 1.378 inches

Mechanical Data

Mounting type Screw mount
Suitable for 5-wire connectors (4 mm²)

Material Data

Note (material data) [Information on material specifications can be found here](#)

Color white
Material group I
Insulation material Polyamide (PA66)
Flammability class per UL94 V0
Fire load 0 MJ
Weight 4.8 g

Commercial data

eCl@ss 10.0 27-14-11-92
eCl@ss 9.0 27-14-11-92
ETIM 8.0 EC002848
ETIM 7.0 EC002848
PU (SPU) 50 (10) pcs
Packaging type Box
Country of origin CN
GTIN 4055143640831
Customs tariff number 39269097900

Downloads

Environmental Product Compliance

Compliance Search

Environmental Product
Compliance 221-505



Documentation

Bid Text

221-505	19.02.2019	xml 2.70 KB	
221-505	04.01.2018	doc 24.00 KB	

CAD/CAE-Data

CAD data

2D/3D Models 221-505



CAE data

EPLAN Data Portal
221-505




ZUKEN Portal 221-505



Installation Notes



Inserting a connector into the mounting carrier.



Removing a connector from the mounting carrier.

Conductor termination



Inserting a conductor.



Horizontal screw mounting



Vertical screw mounting



Horizontal mounting via snap-in foot



Vertical mounting via snap-in foot

Strain relief




Use a cable tie to secure the conductors to the strain relief plate.



The strain relief plate can be removed.

Testing



Testing a connector mounted on the carrier via test slot.

Application



Connecting a light to the mains.

Marking



Labeling the mounting carrier.