

Panasonic



ERV Solutions for High-Performance Homes and Multifamily Buildings

Balanced ventilation that boosts comfort, air quality and energy recovery performance



BalancedHome® Elite and Elite Plus+



Intelli-Balance® Elite and Elite Plus+



WhisperComfort® 60

Overview

Why Panasonic ERVs for High-Performance Projects

Delivering balanced ventilation and dependable energy recovery, Panasonic ERV systems are engineered to help builders and HVAC professionals meet modern energy-efficiency standards while simplifying design and installation. In today's tightly sealed homes, Panasonic ERVs ensure long-term indoor air quality (IAQ), comfort, and code compliance—so you can build healthier, higher-performing homes with confidence.



BalancedHome® Elite and Elite Plus+ ERVs



Intelli-Balance® Elite and Elite Plus+ ERVs



WhisperComfort® 60 ERV



Advantages

- **Performance that Scales:** From compact single-family homes to large multifamily buildings, Panasonic offers a complete range of ERV solutions to match virtually every floor plan and airflow requirement.
- **Efficiency that Delivers Results:** Advanced heat- and moisture-recovery technology reduces HVAC load, helping projects meet energy targets and lower operating costs for homeowners.
- **Faster, Smarter Installation:** Flexible ducting, plug-and-play wiring, and intuitive controls make installation and commissioning straightforward—saving labor time and minimizing callbacks.
- **Built-In Code Compliance:** Meets ASHRAE 62.2 ventilation requirements and supports ENERGY STAR^{®*}, Passive House, and CALGreen (Title 24) programs—helping you stay compliant across jurisdictions without added complexity.

Panasonic ERVs—trusted by builders, proven by performance.

From design to installation, our ventilation systems deliver smarter airflow, simplified compliance, and lasting value in every high-performance project.



Single-Family Solutions

BalancedHome® Elite and Elite Plus+ ERVs

Engineered for builders who demand performance, reliability, and efficiency in single-family homes.

BalancedHome® ERVs are purpose-built to help builders and HVAC professionals meet modern energy codes while delivering the comfort and air quality today's homeowners expect. With simplified installation, flexible design, and dependable long-term operation, these systems reduce callbacks, streamline commissioning, and help you hand over healthier homes with confidence.

The Elite and Elite Plus+ models take ventilation a step further with SmartFlow™ Technology that automatically adjusts to maintain ideal airflow. Quiet operation and smart control options make it easy to meet both code and customer satisfaction goals.



*Elite Plus+ models meet strict energy efficiency guidelines set by Natural Resources Canada and is ENERGY STAR® certified for the Canadian market only. There are no current Energy Star ratings for Energy Recovery Ventilators in the US market.



BalancedHome® Elite Plus+ 210 FV-21VEC1S – Side Port

For product chart, please refer to page 16.

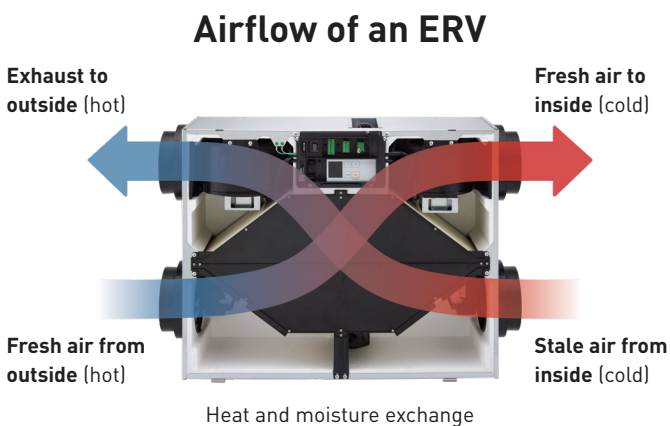


Advantages

- **Ideal for Single-Family Homes:** Quiet, and code-ready performance designed to meet the demands of today's high-efficiency homes.
- **Flexible Performance:** Models up to 210 CFM fit a variety of home sizes.
- **Smart Air Exchange:** Automatically balances airflow while recovering both energy and moisture—managing static pressure to maintain consistent comfort and system efficiency.
- **Streamlined Install:** Top or Side Port ducting, plug-and-play wiring, and easy wall-control connection.
- **Control Options:** Compatible with Touchscreen LED Wall Control, WhisperControl® Low Voltage Timer and Swidget® Wi-Fi module.

Key Features

- Up to 84% SRE
- Built-in control panel
- Occupant controlled boost function with optional controls
- Frost prevention mode protects core
- Hygroscopic core balances humidity, and MERV filters reduce pollutants
- Performs effectively regardless of duct run - long, short, complicated





Multifamily Solutions



Intelli-Balance® Elite and Elite Plus+ ERVs

Provide advanced automation for new construction and multifamily projects

Professionals need ventilation systems that adapt to evolving energy codes and complex building designs. Intelli-Balance® Elite and Elite Plus+ ERVs make that simple—offering automatic airflow balancing, humidity management, and energy recovery across multiple climate conditions.

With built-in intelligence, integrated controls, and straightforward setup, these ERVs reduce commissioning time, ensure long-term reliability, and support project compliance standards such as Passive House, CALGreen standards, and ENERGY STAR®*. From new builds to large multifamily developments, Intelli-Balance® Elite delivers consistency, control, and peace of mind.




*Elite Plus+ models meet strict energy efficiency guidelines set by Natural Resources Canada and is ENERGY STAR® certified for the Canadian market only. There are no current Energy Star ratings for Energy Recovery Ventilators in the US market.



Intelli-Balance Elite+ 150 ERV
FV-15ESC1 - Cover on, Cover off

For product chart, please refer to page 16.



Advantages

- **Performance Range:** Models up to 150 CFM cover a wide range of high-efficiency projects.
- **Adaptive Technology:** Automatically adjusts airflow for precise ventilation balance—saving time during commissioning and eliminating the need for manual balancing dampers.
- **Integrated Controls:** Built-in control panel provides various setup and configuration modes.
- **Three mounting options:** wall, ceiling or floor.
- **High-performance energy recovery core:** Maintains effective energy recovery performance across demanding climate conditions including high-humidity.
- **Control Options:** Compatible with Touchscreen LED Wall Control, WhisperControl® Low Voltage Timer and Swidget® Wi-Fi module.

Key Features

- Up to 90% SRE
- Easy mirror installation with movable dampers
- Built-in control panel/Fault Indicator Display (FID)
- Occupant controlled boost function with optional controls
- Frost Prevention mode operates down to -22°F
- Hygroscopic core tempers incoming air and manages moisture
- MERV filters reduce pollutants



Small Home and Apartment Solutions

WhisperComfort® 60 ERV

Compact performance built for tight spaces, remodels, and ADUs

WhisperComfort® 60 ERV brings balanced ventilation and energy recovery to small or retrofit projects—giving builders and remodelers a practical, code-compliant solution for apartments, condos, and accessory dwelling units (ADUs). Its compact design and versatile installation options reduce the need for additional ductwork or condensate drains, saving both time and material costs.

Quiet, efficient, and easy to mount, WhisperComfort® 60 ERV helps contractors meet energy-efficiency standards while improving comfort and indoor air quality—without complicating the job.



WhisperComfort® 60 ERV
FV-06VE1

For product chart, please refer to page 17.



Advantages

- **Compact Design:** 20–60 CFM performance ideal for small homes, apartments, and multi-unit buildings.
- **Fast Installation:** Wall or ceiling-mount with no connection to central HVAC or additional condensation line required.
- **Improved IAQ:** Recovers energy while exchanging stale indoor air for fresh, MERV 13 filtered outdoor air.
- **Whisper-Quiet Operation:** Perfect for bedrooms, living areas, and tenant units where noise matters.

Key Features

- Up to 70% SRE
- Fits between joists 16" on center
- Occupant controlled boost function with optional controls
- Two-duct structure (4" or 5" outlets) supplying fresh air and exhausting stale air



Whole-Home Ventilation Ecosystem

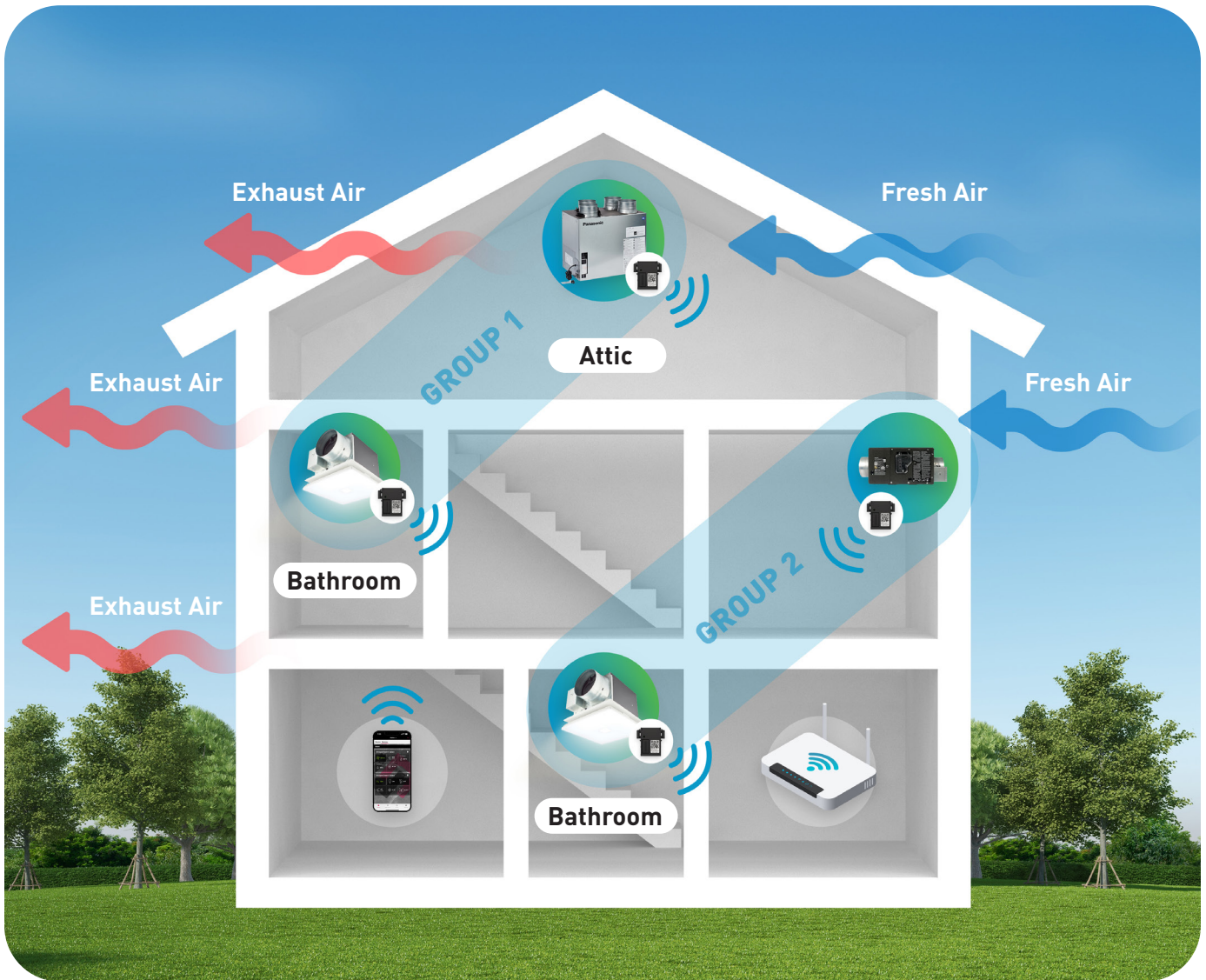
Connected. Automated. Effortless.

Deliver high-performance homes with a complete ventilation ecosystem that simplifies design, installation, and code compliance. Panasonic's Whole-Home Ventilation Solution seamlessly integrates ERVs, WhisperGreen® Select exhaust fans, WhisperFresh® Select supply fans, Wi-Fi Control Modules, Switches, Sensors and the Swidget® Mobile App—creating a smart, balanced system that automatically manages indoor air quality across every room.

System Overview

- **Integrated Smart Control:** The Wi-Fi Control Module automatically synchronizes exhaust and supply fans—such as WhisperGreen® Select, WhisperFresh® Select, and BalancedHome® or Intelli-Balance® ERVs—to maintain consistent, balanced airflow throughout the home. This plug-and-play integration helps contractors achieve whole-home ventilation without complex wiring or programming.
- **Streamlined Installation:** Plug and play modules and app-based setup eliminate guesswork and reduce time on the job. Simply insert the Wi-Fi module, connect through the Swidget® App, and the system configures automatically—no special tools or software required.
- **Mobile Monitoring and Homeowner Control:** The Swidget® Mobile App gives homeowners real-time visibility into system performance, fan speed, timers, and lighting—reducing post-install support calls while adding a modern, smart-home experience.
- **Code Compliance:** Meets ASHRAE 62.2, CALGreen (Title 24), and Fault Indicator Display (FID) requirements.
- **Healthier Living:** Automatically activates ventilation based on indoor conditions and optional Swidget® sensors to maintain optimal IAQ.
- **Ideal Applications:** Perfect for new construction or retrofit projects—from single-family homes to multifamily dwellings—where builders and HVAC professionals want a reliable, code-compliant system that installs quickly and operates seamlessly.

For product chart, please refer to page 17.



Key Mobile App Features

- Receive alerts for filter replacement and maintenance requirements
- View operating status and power consumption
- Control fan speed, lights and timers
- FID notifications for filter maintenance and airflow

Optional Accessories and Controls

Enhance performance and simplify operation with Panasonic accessories designed for each ERV family.


(For BalancedHome® and Intelli-Balance® Elite and Elite Plus+ ERVs)



WhisperControl® Low-Voltage Timer

(FV-SWLV1060)

Push-button, boost timer for activation of pre-set countdown time options of 10, 20, 40 and 60 minutes.



Touch Screen LED Wall Control

(FV-SCVE2)

LED Wall Control/Fault Indicator Display* for multiple ventilation settings and updates.



Wi-Fi Module

(WP100PBA)

Connect and control the ERV independently or with multiple ventilation devices (WhisperGreen® Select and/or WhisperFresh® Select fans) from the Swidget® mobile app. Provides Fault Indicator Display.*

*Fault Indicator Display (FID) required for California.

Optional Accessories and Controls (continued)

(For WhisperComfort® 60 ERVs)



20-40-60 Timer Switch with IAQ Sensor Insert

(S16008WA) (WI008WA)

Controls the 60 CFM boost function.



Auxiliary Switch with Wi-Fi Control Insert

(S16009WA) (WI000WA)

Controls the standby function.



WhisperVent® Wall Cap

(FV-WC10VE1)

Simplifies installation with both exhaust and supply airflow (up to 100 CFM) through a single 7.5" penetration in the building envelope.

All controls integrate seamlessly for simplified setup and commissioning. Refer to product sheets for wiring diagrams and compatibility details.

Professional Guidance

Applications, Sizing and Installation Guidance

Panasonic ERV solutions are engineered for professionals—reliable, flexible, and simple to commission across both residential and multifamily projects.





Details

- **Audience:** Builders, contractors, and design engineers.
- **Sizing:** Match ERV to home size, airtightness, and IAQ goals.
- **Installation:** Plan duct routes to minimize pressure loss; ensure access for service.
- **Controls and Automation:** Enable whole-home management via wall controls and/or Swidget® App.
- **Commissioning:** Balance airflow, verify humidity targets, document system performance.
- **Support:** Access training, spec sheets, and design resources.



Single-Family

Any Climate

BalancedHome® Elite Plus+ Models

FV-21VEC1T - Top Port (40- 210 CFM)
FV-21VEC1S - Side Port (40- 210 CFM)
FV-16VEC1T - Top Port (30-160 CFM)
FV-16VEC1S - Side Port (30-160 CFM)
FV-13VEC1T - Top Port (30-130 CFM)
FV-13VEC1S - Side Port (30-130 CFM)

Each model: Corded, includes hardwire adaptor kit.

Temperate Climate

BalancedHome® Elite Models

FV-15VE1T - Top Port (30-150 CFM)
FV-15VE1S - Side Port (30-150 CFM)
FV-12VE1T - Top Port (30-120 CFM)
FV-12VE1S - Side Port (30-120 CFM)

Multifamily

Any Climate

Intelli-Balance® Elite Plus+ Models

(All Side Port)

FV-15ESC1 (30-150 CFM)
FV-12ESC1 (30-120 CFM)

Each Intelli-Balance® model: Corded, hardwire adaptor kit, includes standard and mirror configurations

Temperate Climate

Intelli-Balance® Elite Models

(All Side Port)

FV-14ES1 (30-140 CFM)
FV-11ES1 (30-110 CFM)

WhisperComfort® 60 ERVs

FV-06VE1 (20-60 CFM)

Small Homes and Retrofits

Temperate Climate

WhisperComfort® 60 ERVs

FV-06VE1 (20-60 CFM)

Whole-Home System

BalancedHome® Intelli-Balance® ERVs + Fans (options below) + WiFi Module

WhisperGreen® Select Vent Fans

Fan Only Models

FV-0511VK3

FV-1115VK3

FV-0511VKS3

Fan/Light Models

FV-0511VKL3

FV-1115VKL3

FV-0511VKSL3

Architectural Grille Designs

FV-0511VKS3S (Fan Only)

FV-0511VKSL3K (Fan/Light)

WhisperFresh® Select Vent Fan

FV-15NLFS1H

Wi-Fi Control Module

WP100PBA

Getting Started

Ready to specify Panasonic ERV and whole-home ventilation solutions?
Our expert team supports you at every stage.





Scan the QR code
for complete
product resources
and project tools

Panasonic
IAQ Division
Two Riverfront Plaza
Newark, NJ 07102
iaq.na.panasonic.com

For Order Information:
PHONE: 866-292-7299
FAX: 888-553-0723
ventfans@us.panasonic.com