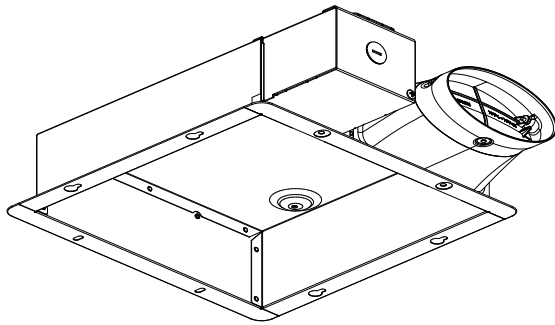


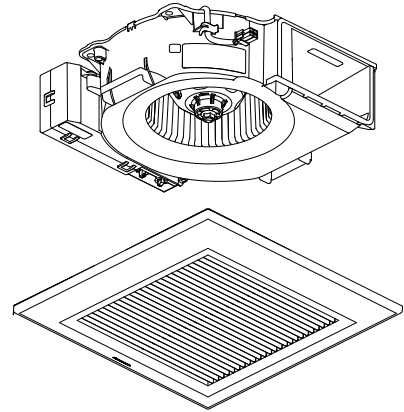
# Service Manual

Housing Can / Motor / Grille Assembly

Model: **FV-0810VSSAB1** (FV-0510VSA1 + FV-0810VSSB1)



FV-0510VSA1



FV-0810VSSB1

## ⚠ WARNING

This service information is designed for experienced repair technicians only and is not designed for use by the general public. It does not contain warnings or cautions to advise non-technical individuals of potential dangers in attempting to service a product. Products powered by electricity should be serviced or repaired only by experienced professional technicians. Any attempt to service or repair the product or products dealt with in this service information by anyone else could result in serious injury or death.

## IMPORTANT SAFETY NOTICE

There are special components used in this equipment which are important for safety. These parts are marked by ⚠ in the Schematic Diagrams, Exploded Views and Replacement Parts List. It is essential that these critical parts should be replaced with manufacturer's specified parts to prevent shock, fire or other hazards. Do not modify the original design without permission of manufacture.

We suggest to handle such parts after the static electricity prevention.

It is forbidden to touch the PCB parts by bare hands during the repairing process.

CONTENTS	PAGE
1.Specifications .....	1
2.Parts Identification .....	2~4
3.Wiring Diagram .....	5
4.Parts List .....	6

# 1. Specifications

---

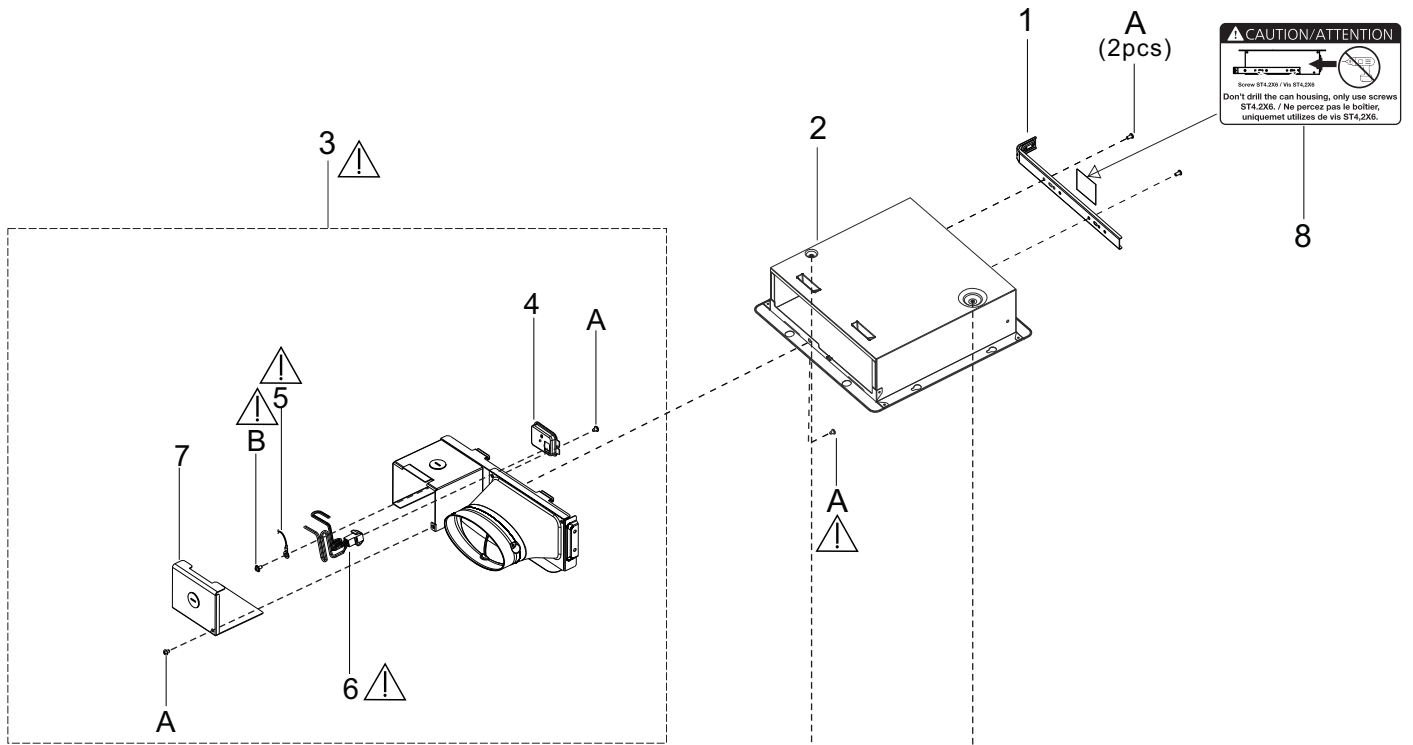
Model No.	Air Direction	Voltage (V)	Frequency (Hz)	Duct diameter (Inches)	Air volume at 0.1" WG (CFM)	Noise (Sones)	Speed (rpm)	Power (W)	Weight lb.(kg)
FV-0810VSSAB1	Exhaust	120	60	4	30	<0.3	711	3.4	7.0 (3.2)
					40	<0.3	723	3.8	
					50	<0.3	733	4.5	
					60	<0.3	770	5.3	
					70	<0.3	805	6.5	
					80	0.4	856	8.5	
					100	0.9	970	13.4	

HVI Certified performance based on HVI Procedures 915, 916 and 920.

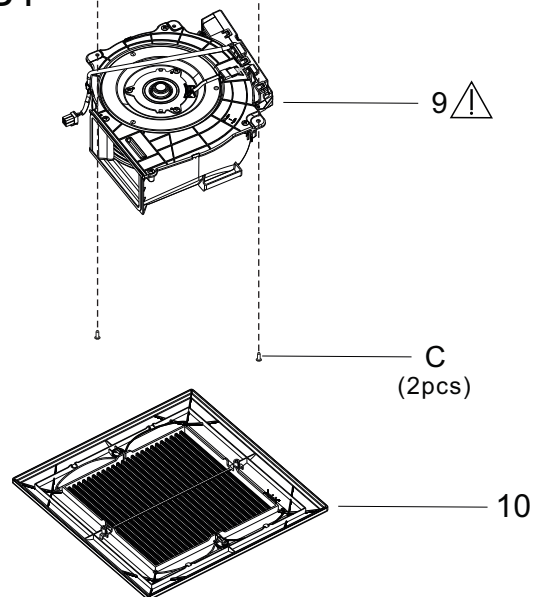
# Parts Identification

## Main Body Section

### FV-0510VSA1



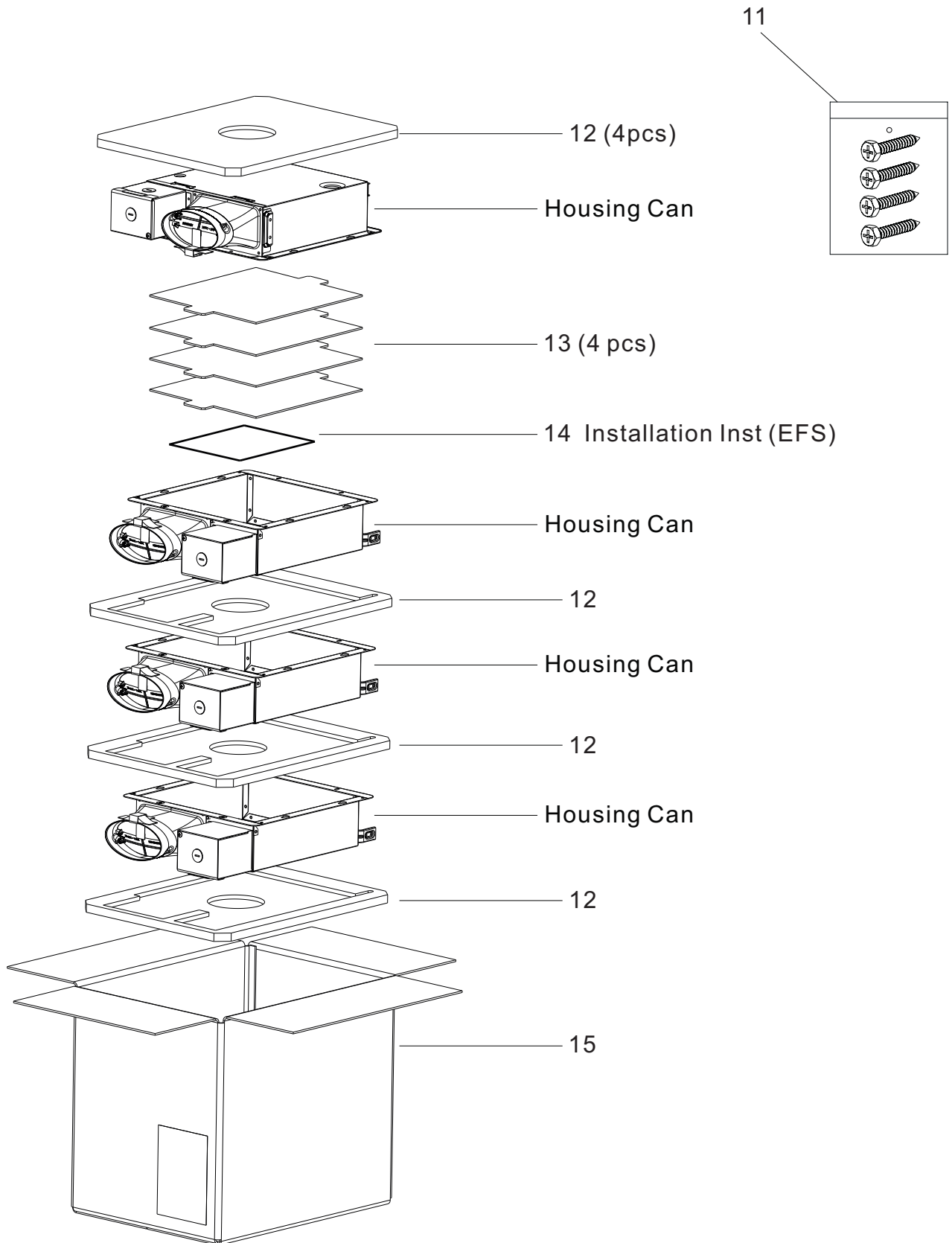
### FV-0810VSSB1



## 2. Parts Identification

FV-0510VSA1

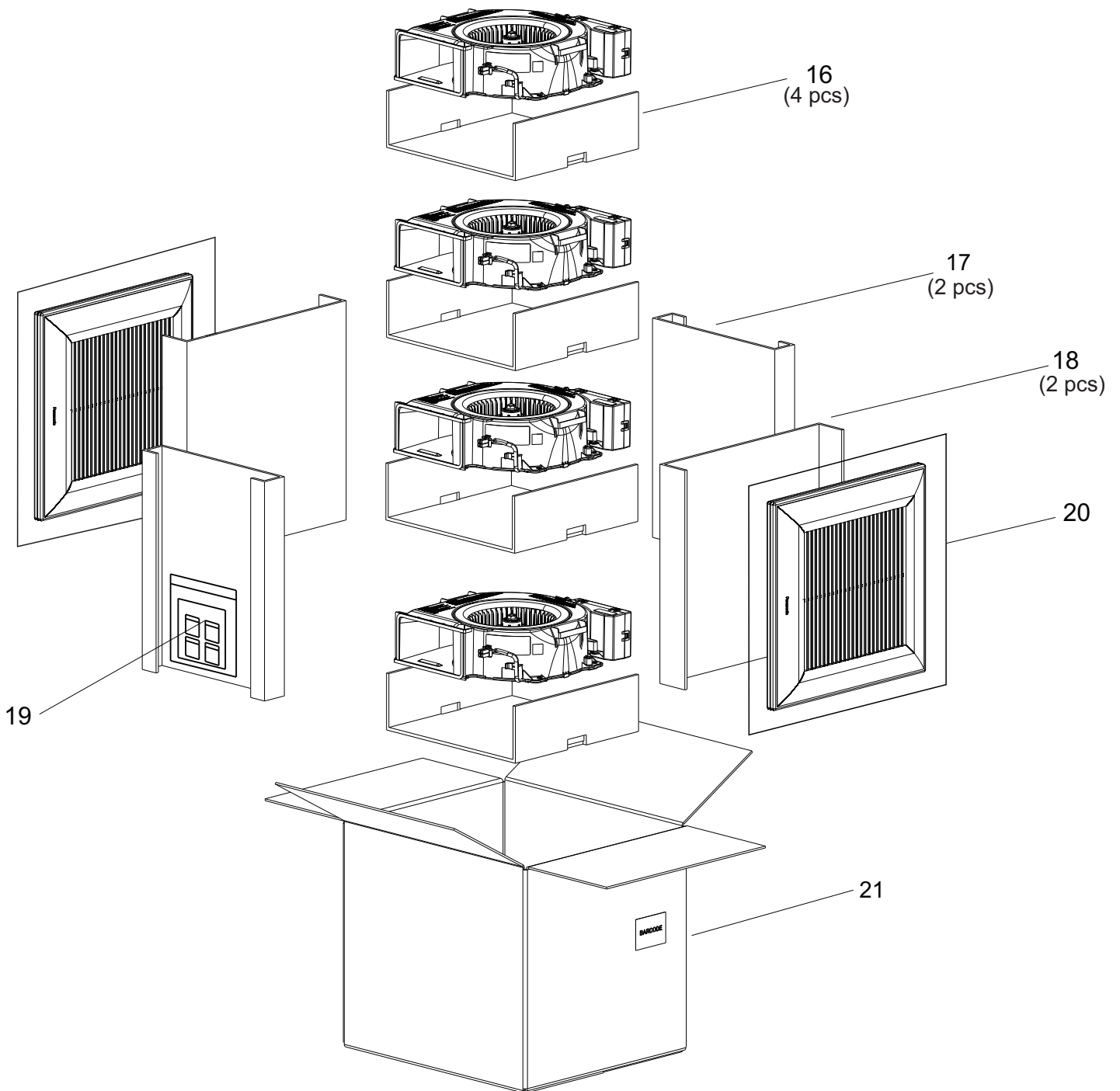
### Packing Section



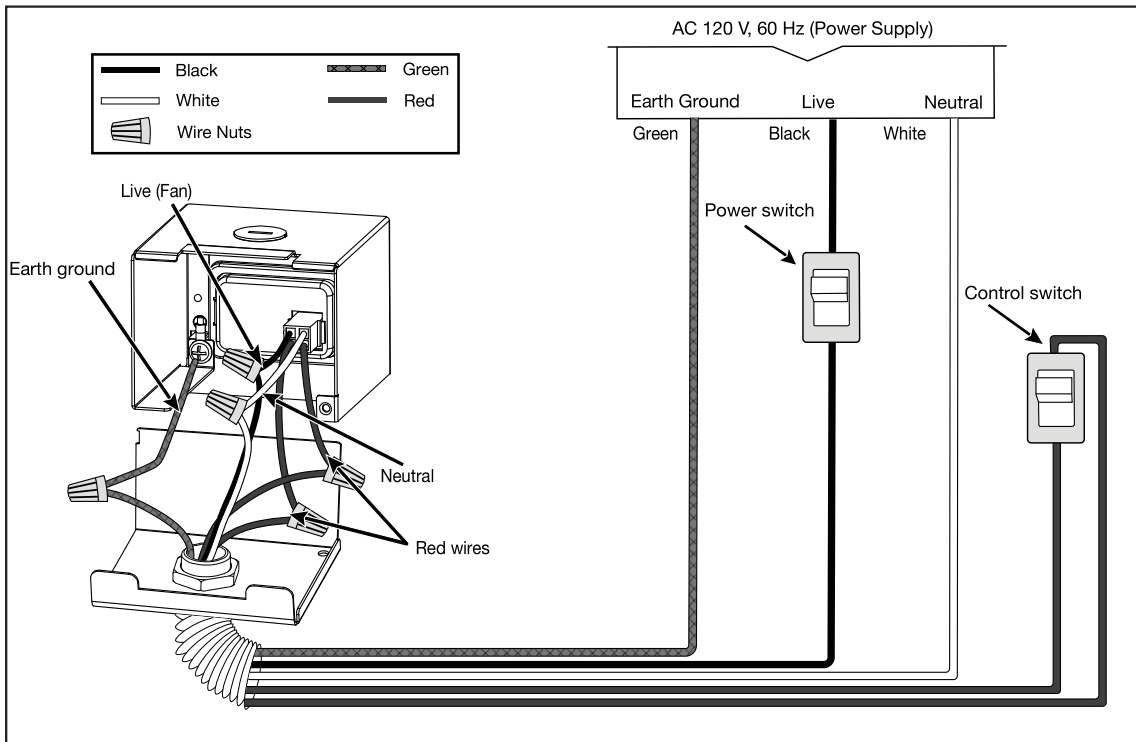
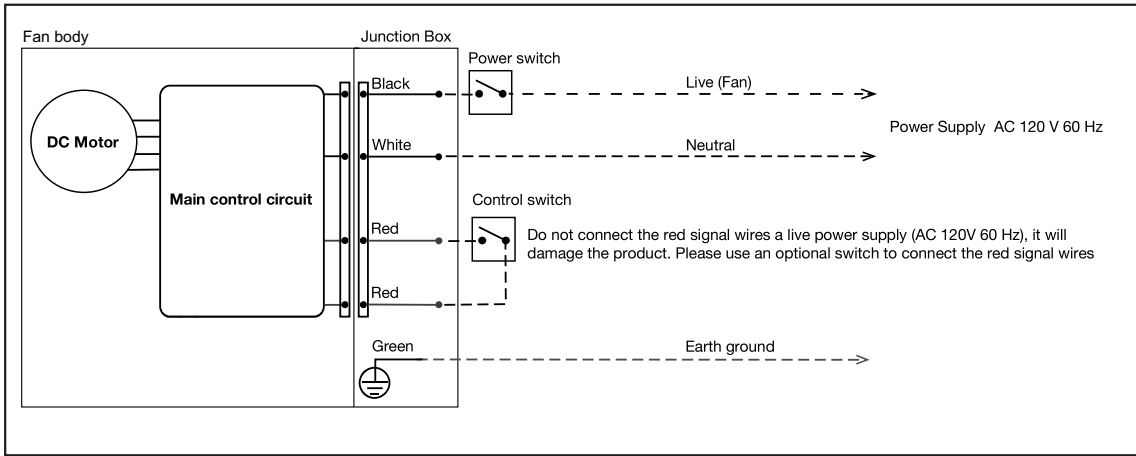
## 2. Parts Identification

FV-0810VSSB1

### Packing Section



# 3. Wiring Diagram



## 4. Parts List

### Main body Section

No.	Part No.	Part Name	Q'ty	Remark
1	FFV5710025S	Suspension Bracket	1	
2	FFV510VSFA	Frame Assy	1	
3	FFV510SCAA	Adapter Assy	1	⚠
4	FFV08VKS3M915	Connector Plate	1	
5	FFV3450010S	Earth Lead Wire	1	⚠
6	FFV510SCLCA	Connector Assy (V)	1	⚠
7	FFV2800027S	Junction Cover	1	
8	FFV510VS1PL	Prevention Label	1	
A	FFV7000108S	Truss Tappin Neji	2	
B	FFVXYM4DC8BN	Bind Screw W/Whasher	1	
C	FFV7000202S	Bind Tap Screw	2	

No.	Part No.	Part Name	Q'ty	Remark
9	FFV0810VSCS	Casing Section	1	⚠
10	FFV3400146S	Louver Assy	1	

### Packing Section

No.	Part No.	Part Name	Q'ty	Remark
11	FFV510VS1AA	Accessory A	1	
12	FFV10VSA402	Carton Pad	4	
13	FFV510VSCPA	Louver Pad Assy	4	
14	FFV510VCBIN	Installation Inst (EFS)	1	
15	FFV510VSAPC	Packing Case Assy	1	

No.	Part No.	Part Name	Q'ty	Remark
16	FFVSB303ZM	Casing Pad	4	
17	FFVSB009ZM	Support Pad	2	
18	FFVSB605ZM	Louver Pad	2	
19	FFVSB431M2	Accessory B	1	
20	FFV4650016S	Poly Cover with Print	1	
21	FFV810VSBPC	Packing Case Assy	1	