




MODATM

MODULAR SUPPLY BOX SYSTEM

INFINITE SOLUTIONS

STANDARD
WASHING MACHINE



FIRE-RATED
ICE MAKER

GAS

The most advanced Supply Box System supporting all of
your plumbing needs – Standard, Fire-Rated and Gas


INFINITE SOLUTIONS.

Completely modular and flexible,
MODA™ Supply Box System provides infinite
solutions for every supply box need.




Washing Machine

Available in Standard and Fire-Rated




Single Washing Machine

Available in Standard




Ice Maker

Available in Standard and Fire-Rated




Toilet or Dishwasher

Available in Standard and Fire-Rated



Lavatory

Available in Standard and Fire-Rated




Kitchen

Available in Standard and Fire-Rated



Sure-Vent® Air Admittance Valve

Available in Standard and Fire-Rated



Gas

Available in Standard and Fire-Rated



Secondary Drain

Available in Standard

UNIVERSAL SINGLE BOX PLATFORM

MODA™ Supply Box System is designed to meet the needs of plumbing contractors for washing machine, ice maker, lavatory, toilet, dishwasher, secondary drain, Sure-Vent® Air Admittance Valve, and gas applications. A universal single box platform provides maximum versatility, installation simplicity and rugged reliability. MODA™ Supply Box System is the ultimate solution for speed and flexibility.



Fire-Rated Washing Machine Outlet Box

L-Shape metal brackets provide additional support

Fire-Rated 1 hour steel stud installation




ASTM E814 (2013a) and UL 1479 "Standard Test Method for Fire Tests of Through-Penetration Fire Stops" and CAN/ULC S115

Side support metal brackets hold in place under extreme temperatures

Intumescent Pad

ACTIVATED BY HEAT AND DESIGNED TO EXPAND, PROTECTING THE BACK OF THE SUPPLY BOX UNDER EXTREME HEAT






Universal Single Box Platform

Using a single box platform provides significant convenience to installers. One universal faceplate is compatible with all box types. All boxes can snap to one another, and common brackets can be used on any MODA™ supply box.



Stronger, Simpler Box Connections

Unique interlocking wing flanges accommodate on-stud, straddle-stud and three-box installations. Advanced snap-lock design allows assembly and disassembly with equal ease, for quicker installation and easy repositioning on the job.



Layout Versatility

Separate valve and drain boxes allow paired or split boxes between walls or stud bays to prevent supply/drain crossovers. Dual box design provides ideal options for stacked washer/dryers and space-limited laundry rooms.



Tool-Free Test Plug

Plumber-preferred, quarter-turn test plug with gasket provided with every drain box. This means no knock outs falling into drains and no tools required. Oatey® Exclusive feature.




AAV Box Adapter

Quarter-turn adapter with gasket maintains air-tight seal and can be retrofitted on any drain box.



Easy Maintenance Valve with LocPin™ Feature (Patent Pending)

Two piece valve design makes valve replacement easy to repair, without damaging drywall. Valves rated to 150 psi air and 250 psi water.




Tough PVC Construction

Stands up to the roughest job site abuse, and no transition cement needed when solvent welding PVC pipe.



Intumescent Pad

Activated by heat and designed to expand, the intumescent pad protects the back of the supply box under extreme heat.




Metal Brackets

Designed to provide additional support and hold in place under extreme temperatures.


WASHING MACHINE INSTALLATIONS




Straddle Stud
Standard and Fire-Rated Approved




Center Stud
Standard Approved only




Separate Wall
Standard and Fire-Rated Approved




Inverted Valve
Standard Approved only




Separate Stud
Standard and Fire-Rated Approved




Stacked
Standard Approved only



Three Box System
Standard Approved only




Single Box
Standard Approved only



Auxiliary Drain
Standard Approved only

What other systems missed, Oatey designed in.

Feature	Description	The Competition	 Standard
Solid, Simple Box Connection Method	Sturdy interlocking wing-flanges that accommodate on-stud, straddle-stud and three box installations. Snap locking system provides strength, while allowing for easy disassembly.	×	✓
Tool-Free Test Plug	Quarter-turn test plug with gasket provided with drain boxes. Clearly identified and easy to remove. Plumber-preferred feature.	×	✓
AAV Box Adapter	AAV easily installs into box with provided quarter-turn adapter. Adapter with gasket maintains air-tight seal in wall. Can be retrofitted on any drain box.	×	✓
Emergency Drain Port	Valve boxes can be piped to the DWV system to protect against hose drips.	×	✓
Two-Piece Valve Design	Two-piece valve design allows servicing of the valve without the need to cut out dry wall. Code compliant (where applicable).	×	✓
Single Box Installation	Box design permits a single box washing machine installation (inverted valve), as all dual valve boxes have a top knockout built in.	×	✓
Heavy Duty PVC Construction	PVC is a strong, rigid material that stands up to job site abuse. When solvent welding the box to PVC pipe, no transition cement is required.	×	✓

VALVE CONNECTIONS



3/4" Male Thread Outlet
(Washing Machine)



1/4" OD Compression Outlet
(Ice Maker)



3/8" OD Compression Outlet
(Lavatory, Toilet, Dishwasher)

VALVE TOPS



Hammer Arrestors



Non-Hammer



LocPin™ Clip & Clip Cover

All valves available with and without hammer arrestors.

All valves are cUPC listed and hammer arrestors are ASSE compliant.



Ice maker and utility valves meet NSF/ANSI 61 & 372, Section 1417(d) of the Safe Drinking Water Act and the lead content requirements of Section 116875 of the California Health & Safety Code.

VALVE TAILPIECES



Copper Sweat



F1807 PEX (Brass)



F1960 PEX (Brass)




CPVC



Push Connect

BOX COMPONENTS, FEATURES AND ACCESSORIES



Universal Faceplate

One box, one faceplate. It's just that simple. No more extra inventory or mis-matching. Included with every box.

Universal Faceplate: #37531



Faceplate Inserts*

MODA offers three inserts that snap in to the standard faceplate - partial coverage, full coverage and louvered.

Solid Faceplate: #37532

Semi-Cover Faceplate: #37533

Louvered Faceplate: #37534



Box Extension

Oatey's box extension fits any MODA box, supply or drain, and is stackable if additional extensions are required.

Box Extension: #38565



Sure-Vent® Adapter*

Quarter turn adapter with gasket maintains air-tight seal, and can be retrofitted on any drain box. *Does not include Sure-Vent® AAV.

Adapter: #37537



Center Support*

Provides added rigidity in center and metal stud installations. Fits into metal stud cavity. Included with all **double** boxes.


Center support: #37539



Tool-Free Test Plug

Oatey's popular tool-free, quarter-turn mechanical test plug cap with gasket can't fall down into the drain line. Extras can be ordered as required. Included with every drain box.

Test Plug: #38576



Protective Sticker Cover

Protects box from paint and drywall debris. Included with every box.

Sticker: #37529



Side Brackets*

Broad, sturdy brackets just clip on, yet provide solid support to withstand rigorous drywall installations. Extras can be ordered as required. Included with every box.


Side Bracket: #37535



Secondary Drainage Funnel*

Installs with a quarter-turn, creating a 1" air gap and providing dual drain capabilities. Recommended for low volume (< 3 gpm) discharge appliances. When used with MODA® Auxiliary drain box and inlet fitting adapter, rated for up to 8.5 gpm discharge.

Secondary Drainage Funnel: #37536



Metal Side Bracket & L-Shape Bracket

MODA Fire-Rated supply boxes come with metal brackets to provide support under extreme temperatures.

Metal Side Bracket: #37453

L-Shape Brackets: #37454

WASHING MACHINE OUTLET BOXES



**TWO VALVE BOX +
STANDARD DRAIN BOX**

No Hammer

PART NO.	VALVE TAILPIECE	PACK TYPE	QTY	UPC
37601	Copper (Male)	Standard	12	038753376011
37617	Copper (Male)	Contractor	12	038753376172
37350	Copper (Male)	Standard	1	038753373508
37603	F1807 PEX (Brass)	Standard	12	038753376035
37619	F1807 PEX (Brass)	Contractor	12	038753376196
37351	F1807 PEX (Brass)	Standard	1	038753373515
37605	F1960 PEX (Brass)	Standard	12	038753376059
37621	F1960 PEX (Brass)	Contractor	12	038753376219
37353	F1960 PEX (Brass)	Standard	1	038753373539
37602	CPVC (Male)	Standard	12	038753376028
37618	CPVC (Male)	Contractor	12	038753376189
37355	CPVC (Male)	Standard	1	038753373553
37608	Push Connect	Standard	12	038753376080
37356	Push Connect	Standard	1	038753373560



**TWO VALVE BOX +
STANDARD DRAIN BOX**

Hammer


PART NO.	VALVE TAILPIECE	PACK TYPE	QTY	UPC
37609	Copper (Male)	Standard	12	038753376097
37625	Copper (Male)	Contractor	12	038753376257
37357	Copper (Male)	Standard	1	038753373577
37611	F1807 PEX (Brass)	Standard	12	038753376110
37627	F1807 PEX (Brass)	Contractor	12	038753376271
37358	F1807 PEX (Brass)	Standard	1	038753373584
37613	F1960 PEX (Brass)	Standard	12	038753376134
37629	F1960 PEX (Brass)	Contractor	12	038753376295
37360	F1960 PEX (Brass)	Standard	1	038753373607
37610	CPVC (Male)	Standard	12	038753376103
37626	CPVC (Male)	Contractor	12	038753376264
37362	CPVC (Male)	Standard	1	038753373621
37616	Push Connect	Standard	12	038753376165
37363	Push Connect	Standard	1	038753373638



**SINGLE BOX
(TWO VALVE + DRAIN)**

No Hammer

PART NO.	VALVE TAILPIECE	PACK TYPE	QTY	UPC
37540	Copper (Male)	Standard	12	038753375403
37541	F1807 PEX (Brass)	Standard	12	038753375410
37543	F1960 PEX (Brass)	Standard	12	038753375434
37545	CPVC (Male)	Standard	12	038753375458
37546	Push Connect	Standard	12	038753375465



**SINGLE BOX
(TWO VALVE + DRAIN)**

Hammer


PART NO.	VALVE TAILPIECE	PACK TYPE	QTY	UPC
37550	Copper (Male)	Standard	12	038753375502
37551	F1807 PEX (Brass)	Standard	12	038753375519
37553	F1960 PEX (Brass)	Standard	12	038753375533
37555	CPVC (Male)	Standard	12	038753375557
37556	Push Connect	Standard	12	038753375564

 Denotes Fire-Rated

Oatey.com

Standard packs are shipped with faceplates on boxes.
Contractor packs are shipped with faceplates packaged separately.


ICE MAKER SUPPLY BOXES



ONE VALVE BOX

No Hammer

PART NO.	VALVE TAILPIECE	PACK TYPE	QTY	UPC
37679	Copper (Male)	Standard	12	038753376790
37695	Copper (Male)	Contractor	12	038753376950
37378	Copper (Male)	Standard	1	038753373782
37681	F1807 PEX (Brass)	Standard	12	038753376813
37697	F1807 PEX (Brass)	Contractor	12	038753376974
37379	F1807 PEX (Brass)	Standard	1	038753373799
37683	F1960 PEX (Brass)	Standard	12	038753376837
37699	F1960 PEX (Brass)	Contractor	12	038753376998
37381	F1960 PEX (Brass)	Standard	1	038753373812
37680	CPVC (Male)	Standard	12	038753376806
37696	CPVC (Male)	Contractor	12	038753376967
37383	CPVC (Male)	Standard	1	038753373836
37686	Push Connect	Standard	12	038753376868
37384	Push Connect	Standard	1	038753373843



ONE VALVE BOX

Hammer

PART NO.	VALVE TAILPIECE	PACK TYPE	QTY	UPC
37687	Copper(Male)	Standard	12	038753376875
37703	Copper (Male)	Contractor	12	038753377032
37385	Copper (Male)	Standard	1	038753373850
37689	F1807 PEX (Brass)	Standard	12	038753376899
37705	F1807 PEX (Brass)	Contractor	12	038753377056
37386	F1807 PEX (Brass)	Standard	1	038753373867
37691	F1960 PEX (Brass)	Standard	12	038753376912
37707	F1960 PEX (Brass)	Contractor	12	038753377070
37388	F1960 PEX (Brass)	Standard	1	038753373881
37688	CPVC (Male)	Standard	12	038753376882
37704	CPVC (Male)	Contractor	12	038753377049
37390	CPVC (Male)	Standard	1	038753373904
37694	Push Connect	Standard	12	038753376943
37391	Push Connect	Standard	1	038753373911

TOILET OR DISHWASHER SUPPLY BOXES



ONE VALVE BOX

No Hammer

PART NO.	VALVE TAILPIECE	PACK TYPE	QTY	UPC
37897	Copper (Male)	Standard	12	038753378978
37420	Copper (Male)	Standard	1	038753374208
37899	F1807 PEX (Brass)	Standard	12	038753378992
37421	F1807 PEX (Brass)	Standard	1	038753374215
37901	F1960 PEX (Brass)	Standard	12	038753379012
37423	F1960 PEX (Brass)	Standard	1	038753374239
37898	CPVC (Male)	Standard	12	038753378985
37425	CPVC (Male)	Standard	1	038753374253
37904	Push Connect	Standard	12	038753379043
37426	Push Connect	Standard	1	038753374260



ONE VALVE BOX


Hammer

PART NO.	VALVE TAILPIECE	PACK TYPE	QTY	UPC
37905	Copper (Male)	Standard	12	038753379050
37427	Copper (Male)	Standard	1	038753374277
37907	F1807 PEX (Brass)	Standard	12	038753379074
37428	F1807 PEX (Brass)	Standard	1	038753374284
37909	F1960 PEX (Brass)	Standard	12	038753379098
37430	F1960 PEX (Brass)	Standard	1	038753374307
37906	CPVC (Male)	Standard	12	038753379067
37432	CPVC (Male)	Standard	1	038753374321
37912	Push Connect	Standard	12	038753379128
37433	Push Connect	Standard	1	038753374338

LAVATORY SUPPLY BOXES



TWO VALVE BOX
No Hammer

PART NO.	VALVE TAILPIECE	PACK TYPE	QTY	UPC
37741	Copper (Male)	Standard	12	038753377414
37757	Copper (Male)	Contractor	12	038753377575
37392	Copper (Male)	Standard	1	038753373928
37743	F1807 PEX (Brass)	Standard	12	038753377438
37759	F1807 PEX (Brass)	Contractor	12	038753377599
37393	F1807 PEX (Brass)	Standard	1	038753373935
37745	F1960 PEX (Brass)	Standard	12	038753377452
37761	F1960 PEX (Brass)	Contractor	12	038753377612
37395	F1960 PEX (Brass)	Standard	1	038753373959
37742	CPVC (Male)	Standard	12	038753377421
37758	CPVC (Male)	Contractor	12	038753377582
37397	CPVC (Male)	Standard	1	038753373973
37748	Push Connect	Standard	12	038753377483
37398	Push Connect	Standard	1	038753373980



TWO VALVE BOX
Hammer

PART NO.	VALVE TAILPIECE	PACK TYPE	QTY	UPC
37749	Copper (Male)	Standard	12	038753377490
37765	Copper (Male)	Contractor	12	038753377650
37399	Copper (Male)	Standard	1	038753373997
37751	F1807 PEX (Brass)	Standard	12	038753377513
37767	F1807 PEX (Brass)	Contractor	12	038753377674
37400	F1807 PEX (Brass)	Standard	1	038753374000
37753	F1960 PEX (Brass)	Standard	12	038753377537
37769	F1960 PEX (Brass)	Contractor	12	038753377698
37402	F1960 PEX (Brass)	Standard	1	038753374024
37750	CPVC (Male)	Standard	12	038753377506
37766	CPVC (Male)	Contractor	12	038753377667
37404	CPVC (Male)	Standard	1	038753374048
37756	Push Connect	Standard	12	038753377568
37405	Push Connect	Standard	1	038753374055

KITCHEN SUPPLY BOXES


TWO VALVE BOX + ONE VALVE BOX
Lavatory Non-Hammer + Dishwasher Hammer

PART NO.	VALVE TAILPIECE	PACK TYPE	QTY	UPC
37819	Copper (Male)	Standard	12	038753378190
37406	Copper (Male)	Standard	1	038753374062
37821	F1807 PEX (Brass)	Standard	12	038753378213
37407	F1807 PEX (Brass)	Standard	1	038753374079
37823	F1960 PEX (Brass)	Standard	12	038753378237
37409	F1960 PEX (Brass)	Standard	1	038753374093
37820	CPVC (Male)	Standard	12	038753378206
37411	CPVC (Male)	Standard	1	038753374116
37826	Push Connect	Standard	12	038753378268
37412	Push Connect	Standard	1	038753374123


TWO VALVE BOX + ONE VALVE BOX
Lavatory Hammer + Dishwasher Hammer

PART NO.	VALVE TAILPIECE	PACK TYPE	QTY	UPC
37827	Copper (Male)	Standard	12	038753378275
37413	Copper (Male)	Standard	1	038753374130
37829	F1807 PEX (Brass)	Standard	12	038753378299
37414	F1807 PEX (Brass)	Standard	1	038753374147
37831	F1960 PEX (Brass)	Standard	12	038753378312
37416	F1960 PEX (Brass)	Standard	1	038753374161
37828	CPVC (Male)	Standard	12	038753378282
37418	CPVC (Male)	Standard	1	038753374185
37834	Push Connect	Standard	12	038753378343
37419	Push Connect	Standard	1	038753374192

 Denotes Fire-Rated

Oatey.com


Standard packs are shipped with faceplates on boxes.
Contractor packs are shipped with faceplates packaged separately.

AIR ADMITTANCE VALVE BOX




SURE-VENT® AIR ADMITTANCE VALVE BOX

Sure-Vent® Boxes



PART NO.	VALVE APPLICATION	PACK TYPE	QTY	UPC
37981	160 Branch, 24 Stack DFU Sure-Vent Air Admittance Valve with Louvered Faceplate	Standard	12	038753379814
37434	160 Branch, 24 Stack DFU Sure-Vent Air Admittance Valve with Louvered Faceplate 	Standard	1	038753374345

GAS SUPPLY BOXES




GAS SUPPLY BOX

Gas Supply Box

PART NO.	SIZE	COMPONENTS	PACK TYPE	QTY	UPC
37560	1/2"	NPT Valve + Test Plug	Single	1	038753375601
37446	1/2"	NPT Valve + Test Plug 	Single	1	038753374468
37561	3/4"	NPT Valve + Test Plug	Single	1	038753375618
37447	3/4"	NPT Valve + Test Plug 	Single	1	038753374475
37562	1/2"	NPT Valve + Adapter + Test Plug + Locknut Only	Single	1	038753375625
37563	3/4"	NPT Valve + Adapter + Test Plug + Locknut Only	Single	1	038753375637
37564	N/A	Plain Box, No Valves	Single	1	038753375649

SECONDARY DRAIN KITS




SECONDARY DRAIN KITS** + ACCESSORIES

Includes Aux Drain Box + Funnel + 1 Inlet Connection + Drain Test Plug

PART NO.	SIZE	VALVE TAILPIECE	PACK TYPE	QTY	UPC
37557	1/2"	Copper (Male)	Standard	12	038753375571
37985	1/2"	F1807 PEX (Brass)	Standard	12	038753379852
37986	1/2"	F1960 PEX (Brass)	Standard	12	038753379869
37558	1/2"	CPVC (Male)	Standard	12	038753375588
37559	3/4"	Copper (Male)	Standard	12	038753375595
37987	3/4"	F1807 PEX (Brass)	Standard	12	038753379876
37988	3/4"	F1960 PEX (Brass)	Standard	12	038753379883

**Designed to be paired with single washing machine box



Piping connects directly to box

Protective Top

Secondary drainage funnel


FEATURES AND BENEFITS

- Seamless connection from inlet pipe to drain (including air gap)
- Rated for high-flow applications, i.e. water softener (10GPM)
- No additional bracing or supports required for inlet supply
- No need to transition pipe type
- Available in 2 sizes (1/2" & 3/4")*
- Available in F1807 PEX, F1960 PEX, Male Copper, and Male CPVC

*Only 1/2" complies with PS-65

MODA™ COMPONENTS + VALVES

MODA™ Accessories				
PART NO.	VALVE APPLICATION	QTY	UPC	
37531	MODA Faceplate	12	038753375311	
37532	MODA Faceplate Insert - Solid	12	038753375328	
37533	MODA Faceplate Insert - Semi-Cover	12	038753375335	
37534	MODA Faceplate Insert - Louvered	12	038753375342	
37535	MODA Plastic Bracket	12	038753375359	
37453	MODA FR Metal Side Bracket	6	038753374536	
37454	MODA FR L-Shape Bracket	12	038753374543	
38576	DWV Quarter Turn Test Plug	12	038753385761	
37536	MODA Secondary Drainage Funnel	12	038753375366	
35971	Condensate Test Plug	6	038753359717	
37537	MODA Sure-Vent Adapter	12	038753375373	
37538	MODA Valve Clip Cover	12	038753375380	
37539	MODA Center Support	12	038753375397	
37529	MODA Debris Cover Sticker	12	038753375298	
37565	MODA Box Extension	6	038753375656	



PLAIN BOXES*

Plain Boxes

PART NO.	DESCRIPTION	PACK TYPE	QTY	UPC
37971	1 Valve Port	Standard	12	038753379715
37972	2 Valve Port	Standard	12	038753379722
37970	Standard Drain (supplied with Test Cap)	Standard	12	038753379708
37450	Standard Drain (supplied with Test Cap)	Standard	1	038753374505
37973	Drain + Aux Port	Standard	12	038753379739
37974	Drain + 2 Aux Port	Standard	12	038753379746

*All plain boxes come with faceplate

MODA™ Valves				
PART NO.	DESCRIPTION	QTY	UPC	
37500	Valve Top + Clip, WMOB, No Hammer, Grey Handle, Cold	1	038753375007	
37501	Valve Top + Clip, WMOB, No Hammer, Grey Handle, Hot	1	038753375014	
37502	Valve Top + Clip, WMOB, Hammer, Grey Handle, Cold	1	038753375021	
37503	Valve Top + Clip, WMOB, Hammer, Grey Handle, Hot	1	038753375038	
37504	Valve Top + Clip, Utility, No Hammer, Grey Handle, Cold	1	038753375045	
37505	Valve Top + Clip, Utility, No Hammer, Grey Handle, Hot	1	038753375052	
37506	Valve Top + Clip, Utility, Hammer, Grey Handle, Cold	1	038753375069	
37507	Valve Top + Clip, Utility Hammer, Grey Handle, Hot	1	038753375076	
37508	Valve Top + Clip, IMOB, No Hammer	1	038753375083	
37509	Valve Top + Clip, IMOB, Hammer	1	038753375090	
37510	1/2" Copper Tailpiece Adapter Male	1	038753375106	
37511	1/2" Brass F1807 Tailpiece Adapter	1	038753375113	
37512	1/2" Brass F1960 Tailpiece Adapter	1	038753375120	
37515	1/2" CPVC Tailpiece Adapter Male	1	038753375151	
37516	3/4" Copper Tailpiece Adapter Male	1	038753375168	
37517	3/4" Brass F1807 Tailpiece Adapter	1	038753375175	
37518	3/4" Brass F1960 Tailpiece Adapter	1	038753375182	
38294	Hot/Cold Valve Temperature Indicator Clips (12 Red, 12 Blue)	24	038753392943	



deliver quality. build trust. improve lives.

POWER OF ONE

#1 in the industry. Oatey® is the number one source for purchasing the leading brands in the plumbing industry.

One call does it all. Only Oatey brings you the plumbing industry's best brands in one source, making it easy to purchase any product across all our brands on one invoice, in one shipment.

TO PLACE AN ORDER
Contact your local Oatey Representative
800-321-9532
Oatey.com