Surge-Trap® Type 1 SPD

UL TYPE 1 SPD for Indoor and Outdoor Applications

The Surge-Trap® Type 1 SPD meets requirements for UL 1449 Third Edition. It provides a two-year warranty and offers an economical replacement for the former surge arrestor category. The Surge-Trap Type 1 SPD features TPMOV® technology inside making it a "no-fuse" surge suppressor that doesn't require the use of additional overcurrent protection. It can be installed upstream or downstream of the main disconnect.

Features/Benefits:

- Compact design
- Panel mount
- No additional overcurrent protection devices required
- 200kA Short circuit current rating (SCCR)
- UL 1449 Third Edition Type 1 listed
- For indoor, NEMA 2, applications
- For outdoor, NEMA 4X, applications
- Status LEDs
- Two-year warranty

Applications:

- AC distribution
- Power supplies
- Industrial
- Commercial
- Telecommunications
- Residential
- IT / Data centers

Mounting:

- STT2: ½"-14 threaded hub
- STT4X: ¾" threaded hub or direct mounting feet

Ratings:

Max Discharge Current
: 50kA per phase
Volts : 120V to 600V AC
Nominal discharge current
: 20kA (most models)
SCCR : 200kA
Operating & storage temp
: -40°C to +85°C
Wiring size
: 16" (0.4m) #12 AWG integral leads
Enclosures
STT2 : NEMA 2 Polycarbonate
STT4X : NEMA 4X Polycarbonate

General Product Specifications

Frequency	50 - 60 Hz
Response Time	< 25 ns
Visual End of Life Indicator	GREEN = OK, RED = REPLACE
Operating and Storage Temperature	– 40ºC to + 85ºC
Wiring Method	Pre-wired with 16" (0.4m) 12 AWG conductors

Dimensions

STT2

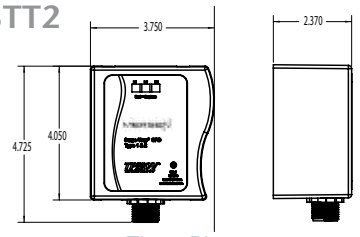

Three Phase

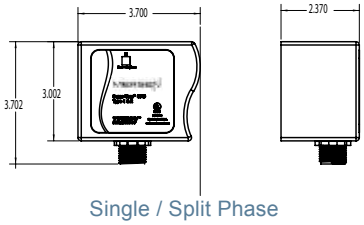

Single / Split Phase

STT4X

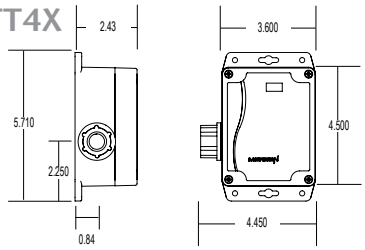

Three Phase, Single and Split Phase

Approvals:

- UL 1449 Third Edition Listed, File E210793
- Type 1 Listed for United States
- Type 2 Listed for Canada
- RoHS Compliant
- ANSI/IEEE C62.41
- UL 96A Lightning Protection Master Label (@ 20kA I_n, most models)

Surge-Trap® Type 1 SPD

Catalog Numbers

Catalog No. NEMA 2 Enclosure	Catalog No. NEMA 4X Enclosure	Nominal Voltage (VAC)	System Type	Freq (Hz)	MCOV (L-N)	Nominal Discharge Current (I_n, kA)	Voltage Protection Rating (VPR)				Circuit Connection Wiring Diagrams
							L-N	L-G	N-G	L-L	
STT21201PG	STT4X1201PG	120	1	50/60	180	20	700	1200	600	-	A
STT2240SPG	STT4X240SPG	120/240	1S	50/60	180	20	700	-	-	1200	B
STT22401PG	STT4X2401PG	240	1	50/60	270	20	1000	1500	700	-	A
STT22083PYG	STT4X2083PYG	120/208	3Y	50/60	180	20	700	-	-	1200	D
STT24803PYG	STT4X4803PYG	277/480	3Y	50/60	320	10	1200	-	-	2000	D
STT26003PYG	STT4X6003PYG	347/600	3Y	50/60	420	10	1500	-	-	2500	D
STT22403PDG	STT4X2403PDG	240	3D	50/60	270 (L-G)	20	-	1000	-	1800	C
STT24803PDG	STT4X4803PDG	480	3D	50/60	550 (L-G)	10	-	1800	-	3000	C

Wiring Diagrams: STT2 and STT4X Single/Split Phase

A

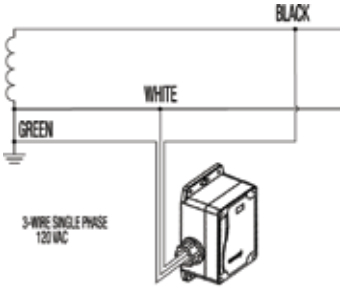

B

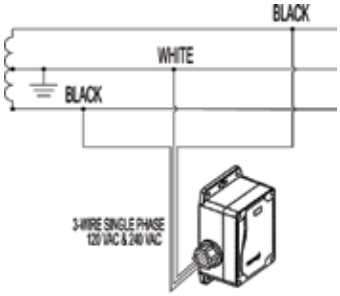

Wiring Diagrams: STT2 and STT4X Three Phase Delta & Wye

C

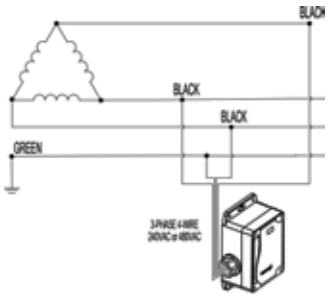

D

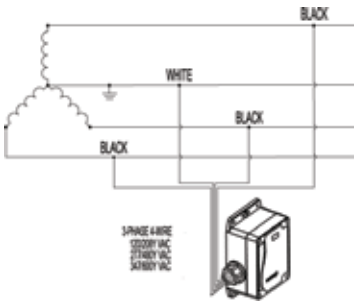

Note: Must be installed on a solidly grounded system.

Installation Diagram: STT2

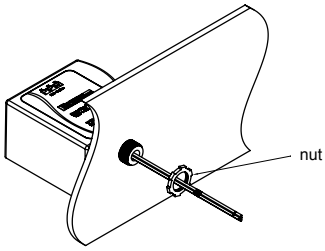

STT4X

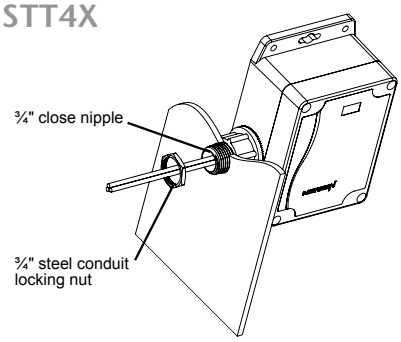

For the most current product performance data visit ep.mersen.com and use catalog search.