

35 Year Master Flash®

The first ICC flashing of its kind, listed with the Florida and California Building codes®.


Advanced Ozone Resistance tested to...	EPDM 70 hour @ 500 pphm	
High Temperature Resistance Tested to	Intermittent Continuous	+135°C (+275°F) +100°C (+212°F)
Low Temperature Resistance tested to...	- 55°C (-67°F)	
Compression Set Maximum...	25%	

*Complete specification data and testing methods are available upon request.

14 Sizes

Pipe Range: **Closed to 28-1/2"**

Base Range: **2-1/4" to 34"**




Weather Protection Made of EPDM

This flashing is specifically designed for maximum resistance to weathering due to zone and ultraviolet light.

Adaptable Base

The base is designed to mold to most panel configurations and roof pitches regardless of pipe location.



35 Year Master Flash® Compliance with the following codes:

- INTERNATIONAL BUILDING CODE® (IBC) • INTERNATIONAL RESIDENTIAL CODE® (IRC)
- CALIFORNIA BUILDING CODE® (CBC) • CALIFORNIA RESIDENTIAL CODE® (CRC)
- FLORIDA BUILDING CODE® (FBC) • FLORIDA RESIDENTIAL CODE® (FRC)

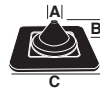
ICC-ES is the United States' leading source of technical information on building products and building technology for code compliance. ICC-ES performs technical evaluations of building products, components, methods and materials. The evaluation process culminates with the issuance of reports on compliance with the major U.S. building codes, which are available at www.icc-es.org.

ICC-ES is a subsidiary of the International Code Council, a membership association dedicated to building safety and fire prevention that develops the codes used to construct residential and commercial buildings, including homes and schools. Most U.S. cities, counties and states that adopt codes choose the International Codes developed by the International Code Council.

35 Year Master Flash®

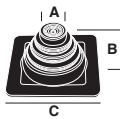


Name	Part #	Compound	Pipe Range	Base
Mini	ICC-SQ051BX	Black EPDM	Closed- 1" (0- 25mm)	2 -1/4" (57mm)
#1	ICC-SQ101BX	Black EPDM	Closed- 2-3/4" (0- 70mm)	4-1/2" (114mm)
#2	ICC-SQ201BX	Black EPDM	5/8" - 4" (15 - 101mm)	6" (152mm)
#3	ICC-SQ301BX	Black EPDM	Closed - 5-3/4" (0- 146mm)	8" (203mm)
#4	ICC-SQ401BX	Black EPDM	2-3/4" - 7" (69 - 177mm)	10" (254mm)
#5	ICC-SQ501BX	Black EPDM	4" - 8-1/4" (101 - 203mm)	11" (279mm)
#6	ICC-SQ601BX	Black EPDM	4-3/4" - 10" (120 - 254mm)	12" (304mm)
#7	ICC-SQ701BX	Black EPDM	6" - 11" (152 - 279mm)	14" (355mm)
#8	ICC-SQ801BX	Black EPDM	6-3/4" - 12" (171 - 304mm)	17" (431mm)
#8X-C	ICC-SQ801BXC	Black EPDM	Closed Top 0"-15-1/2" (0-393mm)	19-1/2" (495mm)
#8X-O	ICC-SQ801BXO	Black EPDM	Open Top 6-3/4"-15-1/2" (171-393mm)	19-1/2" (495mm)
#9	ICC-SQ901BX	Black EPDM	9-1/2" - 20-1/2" (241 - 520mm)	25" (635mm)
#9X	ICC-SQ901BXM	Black EPDM	8"-20-1/2" (203 - 520mm)	25" (635mm)
Maxi Closed	ICC-SQ951BX-C	Black EPDM	Closed Top 0" - 28-1/2" (0 - 724mm)	34" (863mm)
Maxi Open	ICC-SQ951BX-O	Black EPDM	Open Top 12" - 28-1/2"(304 - 724mm)	34" (863mm)



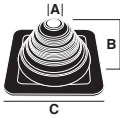
Mini Flashing Details

A-Top Opening	Closed
B-Cut to suit pipe size	Closed - 1" (0-25mm)
C-Base	2 - 1/4" (57mm)



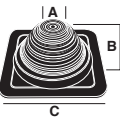
#1 Flashing Details

A-Top Opening	Closed
B-Cut to suit pipe size	Closed- 2-3/4" (0-70mm)
C-Base	4-1/2" (114mm)



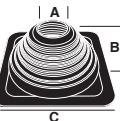
#2 Flashing Details

A-Top Opening	5/8" (15mm)
B-Cut to suit pipe size	5/8" - 4" (15 - 101mm)
C-Base	6" (152mm)



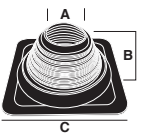
#3 Flashing Details

A-Top Opening	Closed
B-Cut to suit pipe size	Closed - 5-3/4" (0-146mm)
C-Base	8" (203mm)



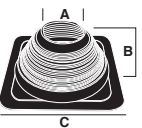
#4 Flashing Details

A-Top Opening	2-3/4" (69mm)
B-Cut to suit pipe size	2-3/4" - 7" (69 - 177mm)
C-Base	10" (254mm)



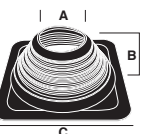
#5 Flashing Details

A-Top Opening	4" (101mm)
B-Cut to suit pipe size	4" - 8-1/4" (101 - 209mm)
C-Base	11" (279mm)



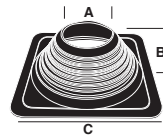
#6 Flashing Details

A-Top Opening	4-3/4" (120mm)
B-Cut to suit pipe size	4-3/4" - 10" (120 - 254mm)
C-Base	12" (304mm)



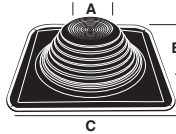
#7 Flashing Details

A-Top Opening	6" (152mm)
B-Cut to suit pipe size	6" - 11" (152 - 279mm)
C-Base	14" (355mm)




#8 Flashing Details

A-Top Opening	6-3/4" (171mm)
B-Cut to suit pipe size	6-3/4"-12" (171-304mm)
C-Base	17" (431mm)



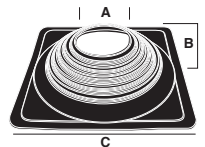
#8X-C Fix-A-Flash Flashing Details

A-Top Opening	Closed Top
B-Cut to suit pipe size	0"-15-1/2" (0-393mm)
C-Base	19-1/2" (495mm)



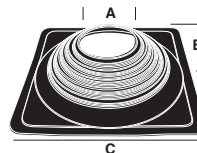
#8X-O Fix-A-Flash Flashing Details

A-Top Opening	6-3/4" (171mm)
B-Cut to suit pipe size	6-3/4"-15-1/2" (171-393mm)
C-Base	19-1/2" (495mm)



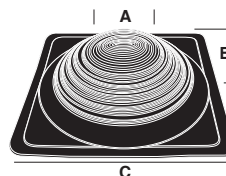
#9 Flashing Details

A-Top Opening	9-1/2" (241mm)
B-Cut to suit pipe size	9-1/2" - 20-1/2" (241 - 520mm)
C-Base	25" (635mm)



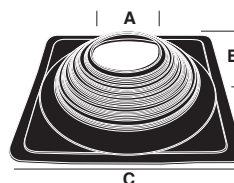
#9X Flashing Details

A-Top Opening	8" (203mm)
B-Cut to suit pipe size	8"- 20-1/2" (203-520mm)
C-Base	25" (635mm)



Maxi-C Closed Flashing Details

A-Top Opening	Closed
B-Cut to suit pipe size	0"-28-1/2" (0-724mm)
C-Base	34" (863mm)



Maxi-O Open Flashing Details

A-Top Opening	12" (304mm)
B-Cut to suit pipe size	12"-28-1/2" (304-724mm)
C-Base	34" (863mm)