



330ERV

ENGINEERING DATA

TOTAL RECOVERY CORE

The cross-flow energy recovery core transfers heat and water vapour between the two airstreams. It is easily removed for cleaning or service.

MOTORS

Two PSC, 3 speed single shafted, 120 VAC, 1.92 Amps each (3.8 total on high speed). HP-1/6, 1625 RPM. MCA: 4.8 MOP: 15 Watts - total on high speed - 437.

FILTER

2" pleated MERV 8 filter in supply and exhaust air streams.

BLOWERS

Slide easily in / out of unit. Centrifugal type rated at 500 CFM (236 L/s) free air delivery. Each air stream has one single shafted motor driving a centrifugal blower.

CONNECTION DUCT SIZES - Four - 8" x 8" (200 mm x 200 mm).

MOUNTING

Unit to be set on support brackets hung by threaded rod type apparatus (brackets and rods not provided).

CABINET

Unit has front and back access doors and electrical panel can be switched to either side giving installer flexibility in duct direction.

20 gauge prepainted galvanized steel (G60) for superior corrosion resistance.

Insulated with foil faced insulation where required to prevent exterior condensation.

ELECTRONICS

Integrated microprocessor circuit board. Built-in interlock contacts. Optional remote speed control.

FROST PREVENTION

Temperature sensor activated, periodically shuts down supply motor. Drains not required.

WEIGHT 120 LBS (54 KG) **SHIPPING WEIGHT** 150 LBS. (68 KG)

CONTROL OPTION

99-BC04 Lifebreath Ventilation Control

- 2 speed fan setting (Low/High)
- 2 modes of operation: Ventilation, 20/40
- Compatible with 99-DET02 Wireless Timers
- 3 wire connection; 20 gauge wire (minimum)

WARRANTY

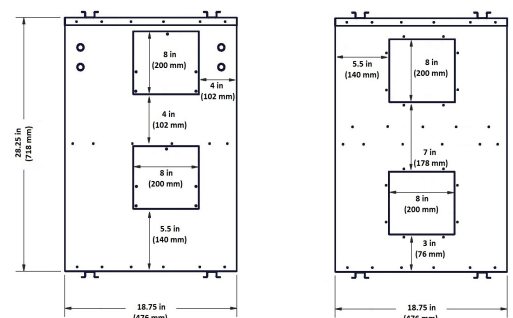
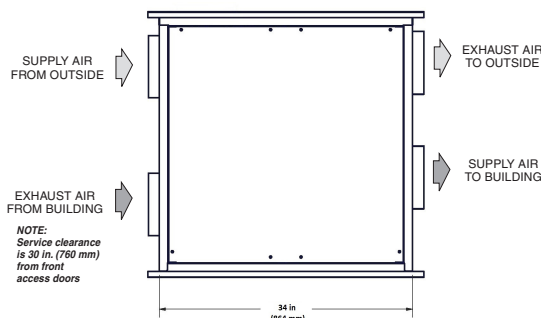
Units carry a 10 year warranty on the ERV core and a 2 year replacement parts warranty.

DIMENSIONS inches (mm)

NOTE: The 330ERV model may easily be reversed in the field. Refer to page 22 for installation instructions.

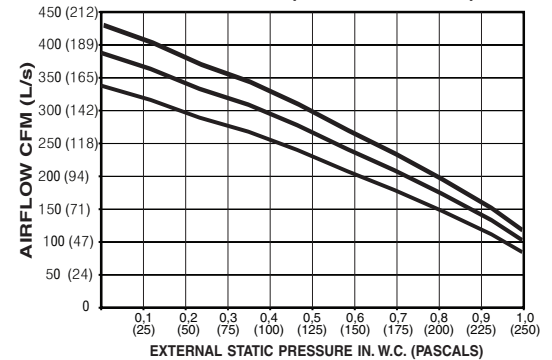
All units conform to CSA and UL standards

NOTE: All specifications are subject to change without notice.

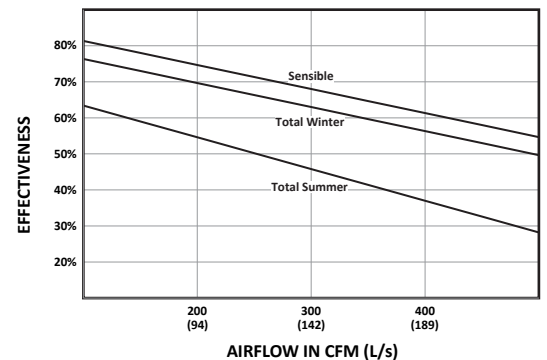


PERFORMANCE

AIRFLOWS (Each Air Stream)



TOTAL EFFECTIVENESS



AHRI 1060 Certified Core:
Contains one 68-280

TIMER OPTIONS

99-DET01 Lifebreath 20/40/60 Minute Timer

- Initiates high speed Ventilation for 20, 40 or 60 minutes
- 3 wire connection; 20 gauge wire (minimum)

99-DET02 Lifebreath WIRELESS 20/40/60 Minute Timer

- Initiates high speed Ventilation for 20, 40 or 60 minutes
- Wirelessly connects to main control for ease of installation
- 40' approximate range

99-RX02 Lifebreath WIRELESS Repeater

- Used to extend range of 99-DET02 Wireless Timers when Timers are out of range
- Plugs into 120V power outlet and wirelessly connects to main control and 99-DET02

Date: _____

Tag: _____ Qty: _____

Project: _____

Engineer: _____

Contractor: _____

Supplier: _____

Quote#: _____

Submitted by: _____