

Extended-Depth Surface-Mount QuickPort[®] Housings

APPLICATION

Extended-Depth Surface-Mount Housings accept two or four QuickPort connectors (sold separately). Extended depth housings support cables with larger bend radius requirements. Use to support voice and data applications in open office, retrofit, and other surface-mount environments. Surface-mount housings are compatible with all QuickPort snap-in modules and connectors, and are available in two colors (white and ivory).



SPECIFICATION

Surface-mount housings shall be high-density low-profile enclosures with two or four field-configurable ports, snap-lock cover, and cable knockouts on housing base. Housing cover (4-port) shall have raceway knockouts for top, bottom, and side entry. Base shall include tie-wrap anchor points at all cable entrances. Housings shall be mountable with screws, tape, or magnets, and have mounting holes compatible with standard NEMA and Euro wall boxes. The cover shall provide the option of securing it to the base with a screw that is hidden under the identification window. Housings shall be constructed of high-impact fire-retardant plastic rated UL 94V-0. Housings shall be cULus listed and compliant with UL 1863 and UL 2043—suitable for use in air-handling spaces per NEC 300-22(b)(c). Housings shall comply with ANSI/TIA 568 series.

FEATURES

- Suitable for installation in air-handling spaces (plenum)
- All ports are on one side; the housing mounts horizontally or vertically
- Designation label provided for administration
- Specially designed to accommodate cables with larger bend radius requirements including shielded cables
- Compatible with all QuickPort connectors
- Knockouts in cover are compatible with major raceway brands
- Includes two self-tapping screws and two pieces of 1-inch double-sided adhesive tape

DESIGN CONSIDERATIONS

- Side or rear cable entry
- Product will mount with tape, magnets (41030-SMJ), or screws
- Mounting holes are compatible with NEMA and Euro wall boxes when used with a user-provided screw
- 4-port unit covers wall opening when mounted to 1-gang NEMA wall boxes
- A self-tapping security screw (#6 x 1/2"; not included) may be installed under the ID window for added cover security
- Tie-wrap anchor points are provided at all cable entry areas
- Cover has knockouts for raceway
- Housing colors: ivory, white

STANDARDS & REGULATIONS

- cULus (1863, 2043)
- Complies with ANSI/TIA-568 series

MECHANICAL SPECIFICATIONS

- Dimensions: See page two.
- Materials: Fire-retardant ABS plastic rated UL 94V-0
- Capacity: Two and four individual QuickPort snap-in modules
- Mounting: Use screws, adhesive tape, or magnets. Two self-tapping screws and two pieces of 1-inch double-sided adhesive tape are provided.

COUNTRY OF ORIGIN

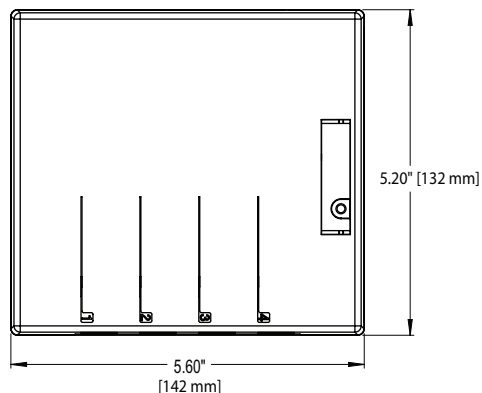
Taiwan

WARRANTY INFORMATION

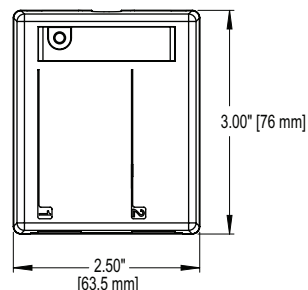
For Leviton product warranties, go to leviton.com/warranty

4S089-2xP, 4S089-4xP

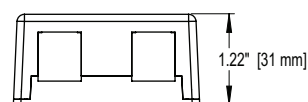
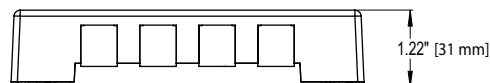
PRODUCT SPECIFICATIONS
4S089-2xP, 4S089-4xP



4S089-4xP



4S089-2xP



PART NUMBERS

Description	WHITE	IVORY
Extended-Depth Surface-Mount QuickPort [®] Housing for Connectors, 2-port	4S089-2WP	4S089-2IP
Extended-Depth Surface-Mount QuickPort Housing for Connectors, 4-port	4S089-4WP	4S089-4IP

For further support information, visit leviton.com/ns/support