

Passive Infrared Aisle (Long Range) Occupancy Sensor



BASIC OPERATION

Specifically designed for long, relatively narrow spaces such as hallways and corridors, the OSWLR-I Occupancy Sensor provides long range and high sensitivity.

The OSWLR-I Occupancy Sensor utilizes a “long range” lens. This lens provides coverage up to 100 ft. when mounted 10 ft. above the floor. Can be mounted lower if needed.

The mounting base, provided with the sensor, allows quick and easy mounting in corners, on walls or on ceilings. The most common applications are factory storage areas, warehouse aisles and corridors.

APPLICATIONS

- Cafeterias
- Open offices
- Warehouses
- Hallways
- Parking garages
- Workspaces
- Loading docks
- Storage rooms
- Vending rooms

FEATURES

- Fast, simple installation: easy base mount, three wire connection (low voltage) and twist-and-lock detector attachment.
- Self-adjusting: internal microprocessor continually analyzes, evaluates and adjusts the infrared sensitivity and time delay. Performance is kept at a maximum and user complaints are eliminated.
- Multi-element, long range lens

- Flexible base mounting: supplied twist-and-lock base mount permits fast alignment. Supplied cover hides mounting hardware and wires. Can be used with raceways for hard surface installations. Adjustable canopy for wall or ceiling mount.
- Range & coverage: up to 100 ft. for gross body motion or forklift. Max. 33.2 feet wide.
- Custom off-white color matched for shaded ceiling/ corner spaces and most common ceiling tiles
- High motion sensitivity: the large lens area and multi-element lens design give excellent range and sensitivity
- Ambient light recognition: a light sensor prevents lights from turning on when the room is adequately lit by natural light
- Non-volatile memory: learned and adjusted settings saved in protected memory are not lost during power outages
- Timer setting feature: automatic—30sec–30min. Test mode—6sec with auto exit programming.
- Walk-through: provides increased energy savings by decreasing the time delay to 2.5min when someone momentarily walks through the monitored space
- Uses OSPxx Series Power Pack: uses Class 2, 24 volt wiring, three wire connection (low voltage). Multiple sensors can control single or multiple power packs.
- Power base (OPB15) available for line voltage applications
- Device: high-impact housing and injection molded plastic. Color coded wire leads are 6” long (16.24 cm)
- Infrared Sensing: High sensitivity 9.8 micron detector dual element

HOW THE OSWLR-I AUTOMATICALLY ADAPTS

Condition	Example	Self-Adaptive Reaction
Timer Left In Test Mode - The sensor remains in an 6 sec. test mode.	An installer accidentally leaves the sensor in the 6 sec. timer test mode and the lights may go off or on every 6 sec.	The sensor automatically resets the timer to 10 min after 15 min of test mode.
False-On - The sensor incorrectly turns the lights on.	The sensor detects movement in the corridor or hall way and the room lights turn on.	After an initial movement is sensed, if another movement is not sensed within the timer setting then the delayed off time setting is automatically reduced.
False-Off - The sensor incorrectly turns the lights off.	The sensor does not detect movement because an occupant sits virtually motionless at a desk and the lights turn off.	If motion is sensed within a short period after the lights go off, then the current delayed off-time setting is increased.

Leviton Manufacturing Co., Inc. Global Headquarters

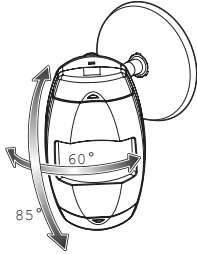
201 North Service Road, Melville, NY 11747-3138 **tech line** 800-824-3005 **fax** 800-832-9538

©2017 Leviton Manufacturing Co., Inc. All rights reserved. Subject to change without notice.

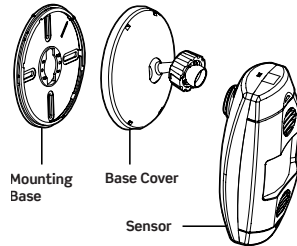
PRODUCT DATA



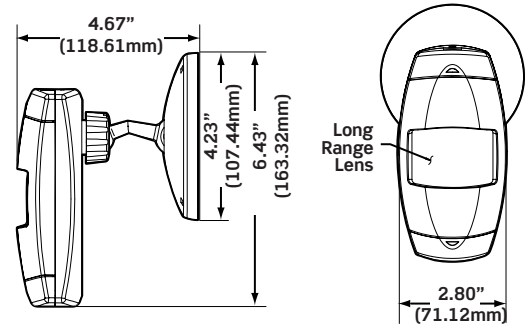
ADJUSTMENT RANGE



MOUNTING BRACKET



DIMENSIONS



DIP SWITCH SETTINGS			
SWITCH	BANK A	SWITCH FUNCTIONS	SWITCH SETTINGS
	BANK A	OFF	ON
A1	N/A		
A2	N/A		
A3	Manual Mode	Auto Adapting Enabled	Auto Adapting Disabled
A4	Walk-Thru Disable	Walk-Thru Enabled	Walk-Thru Disabled
	BANK B		
B1	Override to On	Auto Mode	Lights forced On
B2	Override to Off	Auto Mode	Lights forced Off
B3	Test Mode	OFF'ON'OFF	Enter/Exit Test Mode
B4	LED Disable	LEDs Enabled	LEDs Disabled

*Bold items are factory defaults

SPECIFICATIONS

ELECTRICAL	
Power Requirements	24 VDC, 15mA (.36W) from OSPxx Power Pack or OPB15 Power Base
Power Consumption	15mA Stand-by
Output	24 VDC active high logic control signal with short circuit protection
CONTROLS	
Infrared Sensitivity	0 to 100%: red knob (factory setting: 75%)
Light Sensor	Blue knob 20 to 3,000 LUX. Factory set at 100% (Grey wire required)
Time Delay	30sec-30min; black knob (Factory setting: 10min)
INDICATORS	
Red LED	Infrared motion technology
ENVIRONMENTAL	
Operating Temperature Range	32-104°F (0-40°C)
Relative Humidity	0-95% non-condensing, for indoor use only
OTHER	
Mounting Height	8-10 feet
Listings	CUL/US Certified, can be used to comply with ASHRAE 90.1 and 2016 Title 24, Part 6 occupancy sensing requirements
Warranty	Limited Five-Year Warranty

ORDERING INFORMATION

CAT NO.	DESCRIPTION
OSWLR-10W	Passive Infrared Aisle (Long Range) Occupancy Sensor

NAFTA compliant and Made in USA models available

Leviton Manufacturing Co., Inc. Global Headquarters

201 North Service Road, Melville, NY 11747-3138 tel 800-323-8920 fax 800-832-9538 tech line (8:30AM-7:00PM ET Mon-Fri) 800-824-3005

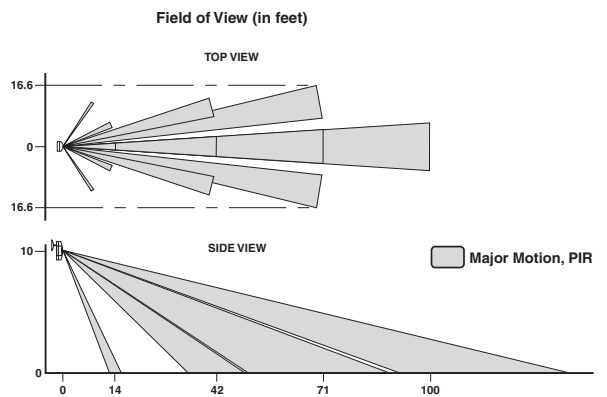
Leviton Manufacturing Co., Inc. Energy Management, Controls and Automation

20497 SW Teton Avenue, Tualatin, OR 97062 tel 800-736-6682 fax 503-404-5594 tech line (6:00AM-4:00PM PT Mon-Fri) 800-959-6004

Visit our Website at: www.leviton.com/sensors

©2017 Leviton Manufacturing Co., Inc. All rights reserved. Subject to change without notice.

FIELD-OF-VIEW



PHYSICAL WIRING

