

Job Name/Location:

Tag No.:

Date:

For:	File	Resubmit
	Approval	Other_____

PO No.:

Architect: \_\_\_\_\_ GC: \_\_\_\_\_

Engr: \_\_\_\_\_ Mech: \_\_\_\_\_

Rep: \_\_\_\_\_  
(Company) (Project Manager)



## KSSPB181A060-B1

R32 Standard Single-Zone System - A-Coil + Gas Furnace (80%)

A-Coil Unit - LKMMMA18B1, Outdoor Unit (ODU) - KUSXB181A, Gas Furnace - LNAEA060B1

### Outdoor Unit Performance:

#### Cooling:

Cooling Capacity (Min~Rated~Max) (Btu/h)	7,200-18,000-20,000
SEER2	17
EER2	11.50

SEER - Seasonal Energy Efficiency Ratio      EER - Energy Efficiency Ratio

#### Heating:

Heating Capacity (Min~Rated~Max) (Btu/h)	6,700~19,000~22,000
HSPF2	9.0
Max. Heating @ Indoor 70°F DB	
Outdoor 17°F WB	19,800
Outdoor 5°F WB	18,000
Outdoor -4°F WB	16,200

HSPF - Heating Seasonal Performance Factor

### Outdoor Unit Electrical:

Power Supply (V/Hz/Ø)	208-230/60/1
MOP (A)	25
MCA (A)	16.0
Cooling Rated Amps (A)	6.9
Heating Rated Amps (A)	7.0
Compressor (A)	11.5
Fan Motor (ODU) (A)	1.6
Cooling Power Input (Min~Rated~Max @95°F) (kW)	0.58~1.565~1.88
Heating Power Input (Min~Rated~Max @47°F) (kW)	0.46~1.600~2.08

MOP - Maximum Overcurrent Protection      MCA - Minimum Circuit Ampacity

### Outdoor Unit Piping:

Liquid (in., O.D.) <sup>2</sup>	3/8 Flare
Vapor (in., O.D.) <sup>2</sup>	5/8 Flare
Additional Refrigerant (oz./ft.)	0.38
Min. / Max. Pipe Length (ft.) <sup>3</sup>	16.4 / 164
Piping Length (no add'l refig., ft.)	24.6
Max. Elevation (ft.)	98.4

### Outdoor Unit Operating Range:

Cooling (°F DB)	5 ~ 118
Heating (°F WB)	-4 ~ +64

### Outdoor Unit Features:

- Inverter (Variable Speed) Compressor
- Built-in Communication Kit

### A-Coil Features:

- Aluminum Coil
- Fully Insulated Cabinet
- High Efficiency "A" Coil
- Built-in plenum flanges for fast and safe installation
- Multi-Position Installation: Vertical, Downflow, or Horizontal
- Vertical and Horizontal Drain Pans
- Left and Right Drain Connections
- Factory installed TXV's with bolt on connections
- Factory installed Refrigerant Detection sensor

### Gas Furnace Features:

- Aluminized steel tubular heat exchanger
- Hot-surface ignition
- Multi-speed direct-drive blower
- Designed for multi-position installation

### Optional Outdoor Unit Accessories:

- LG Airzone Aidoo Pro Wi-Fi Controller - AZAI6WSPJGE
- Drain Pan Heater - PQSH1200
- Single-Port Shutoff Valve - PRHPZ010A
- Low Ambient Wind Baffle (Cooling operation to -4°F) - ZLABGP04B Requires 1

### Outdoor Unit Data:

Compressor Type x Qty.	Twin Rotary x 1
Refrigerant Type	R32
Refrigerant Control	EEV - ODU, TXV - A-Coil
Pre-Charge + Additional Charge for A-Coil (lbs.)	4.2 + 0
Sound Pressure (Cooling / Heating) (±1 dB[A]) <sup>4</sup>	48 / 52
Net / Shipping Weight (lbs.)	136 / 154.3

### Fan:

ODU Fan Type x Qty.	Axial x 1
ODU Fan Speeds (Fan/Cool/Heat)	4 / 5 / 5
ODU Motor/Drive	Brushless Digitally Controlled/Direct
ODU Air Flow Rate (CFM)	2048
Air Flow Range through A-Coil (CFM) (Min. ~ Max.)	450~600
Corresponding ESP Range (in. w.g.) (Min. ~ Max.)	0.1~0.8
Dehumidification (pts./hr.)	2.75

### A-Coil Unit:

Nominal Capacity (Btu/h)	18,000
Type	17.5 inch
Coil Material	Aluminum
Case Width x Height x Depth (in.)	17-1/2 x 24 x 21
Net / Shipping Weight (lbs.)	46 / 52
Liquid Piping (in., O.D.) <sup>2</sup>	3/8 Braze
Vapor Piping (in., O.D.) <sup>2</sup>	3/4 Braze

### Gas Furnace:

<b>Performance:</b>	
Input (Btu/h) (Natural/Propane)	60,000/60,000
Output (Btu/h) (Natural/Propane)	48,000/48,000
Air Temperature Rise (°F)	25-55
Design Max. Outlet Air Temp. (°F)	155
AFUE	80

### Gas Furnace Data:

Blower Type / Fan Speed No.	Sirocco/5
Motor Type	ECM
Airflow Range (CFM)	600~1,288
Ignition Type / No. of Burners	Automatic/3
Min./Max. Inlet Gas Pressure (Natural, in. w.c.)	4.5/10.5
Min./Max. Inlet Gas Pressure (Propane, in. w.c.)	11/13
Case Width x Height x Depth (in.)	17-1/2 x 33-3/4 x 28-1/2
Shipping Weight (lbs.)	141

### Gas Furnace Electrical:

Power Supply (V/Hz/Ø)	115/60/1
MOP (A)	15
MCA (A)	8

AFUE - Annual Fuel Utilization Efficiency

Must follow installation instructions in the applicable LG installation manual.



For a complete list of available accessories, contact your LG representative.

For continual product development, LG reserves the right to change specifications without notice.

© LG Electronics U.S.A., Inc., Englewood Cliffs, NJ. All rights reserved. "LG Life's Good" is a registered trademark of LG Corp. /www.lgus.com

# KSSPB181A060-B1

R32 Standard Single-Zone System - A-Coil + Gas Furnace (80%)

A-Coil Unit - LKMMMA18B1, Outdoor Unit (ODU) - KUSXB181A, Gas Furnace - LNAEA060B1



Tag No.: \_\_\_\_\_

Date: \_\_\_\_\_

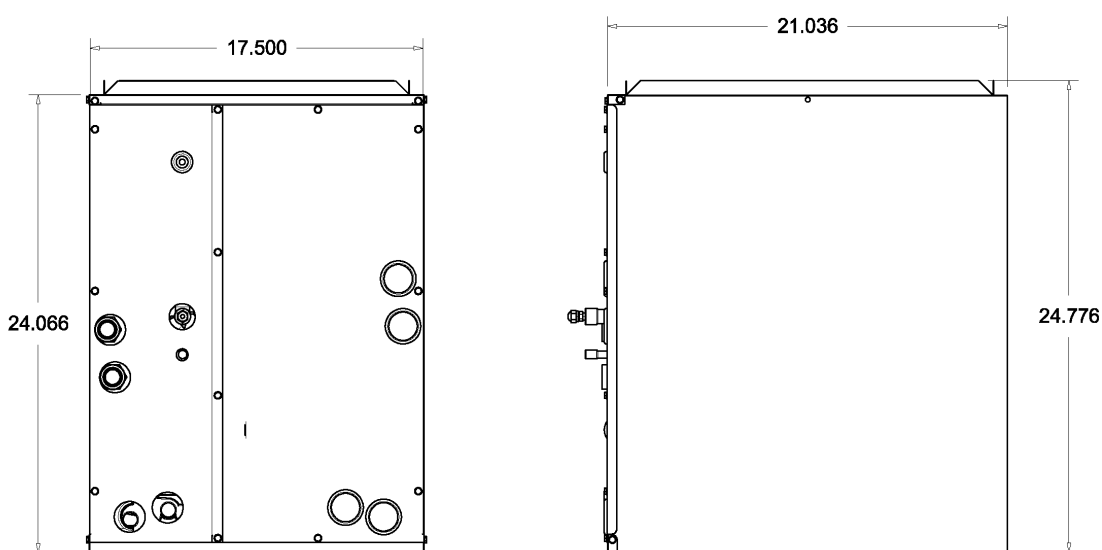
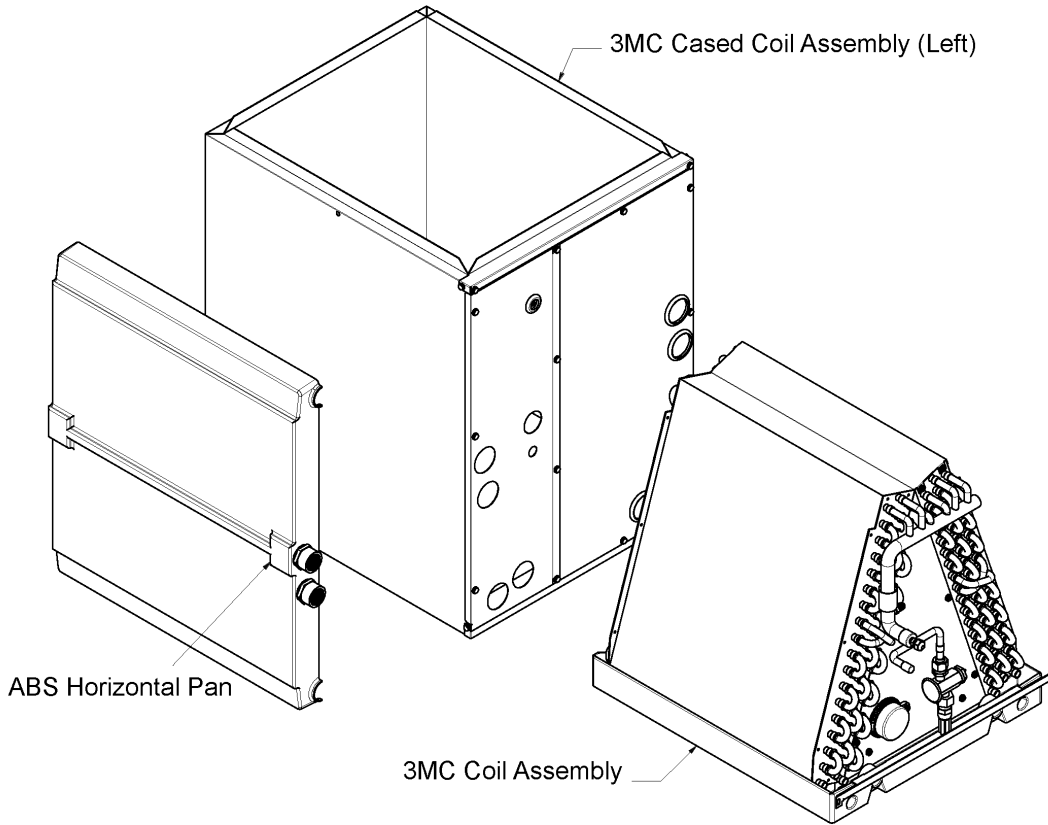
PO No.: \_\_\_\_\_

**Notes:**

1. Acceptable operating voltage: 187V-253V.
2. Adapters for piping connections are shipped with the outdoor unit.
3. Piping lengths are equivalent.
4. Sound Pressure levels are tested in an anechoic chamber under ISO Standard 3745.
5. All power supply wiring to the outdoor unit is field supplied, solid or stranded. The power wiring and the communication wiring from the outdoor unit to the furnace is field supplied and must be stranded, shielded or unshielded (if shielded, it must be grounded to the chassis of the outdoor unit only). All wiring must comply with applicable local and national codes.

- a. Power Supply Wiring to Outdoor Unit (No. x AWG): 3 x 12 for 18k and 24k; 3 x 10 for 30k, 36k, 42k, 48k, and 60k.
- b. Power Supply Wiring to the third-party Furnace is to be specified by the manufacturer.
- c. Control Cable between the Outdoor Unit and the third-party Furnace (No. x AWG): 6 x 18.
- d. The 24V Control Power to the A-Coil is to be sourced from the third-party Furnace.
- e. The Control Cable between the third-party Furnace and the thermostat (No. x AWG): 6 x 18.
6. Nominal data is rated 0 ft. above sea level, with 25 ft. of refrigerant line and a 0 ft. level difference between outdoor and indoor units.
7. Must follow installation instructions in the applicable LG installation manual.

**LKMMMA18B1, LKMMMA24B1**



**UNLESS OTHERWISE SPECIFIED:**

ALL BENDS 90 DEGREES.  
 ANGLES +/- 2 DEGREES.  
 ALL HOLE SIZES +/- .010  
 ALL HOLE TO HOLE DIM. +/- .015  
 X.X +/- .125  
 X.XX +/- .063  
 X.XXX +/- .032

THICKNESS

# KSSPB181A060-B1

R32 Standard Single-Zone System - A-Coil + Gas Furnace (80%)

A-Coil Unit - LKMMMA18B1, Outdoor Unit (ODU) - KUSXB181A, Gas Furnace - LNAEA060B1

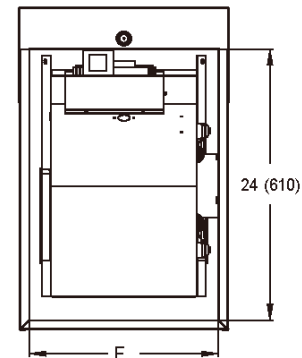
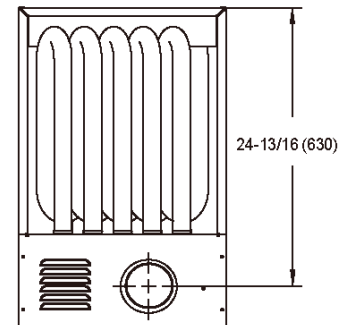
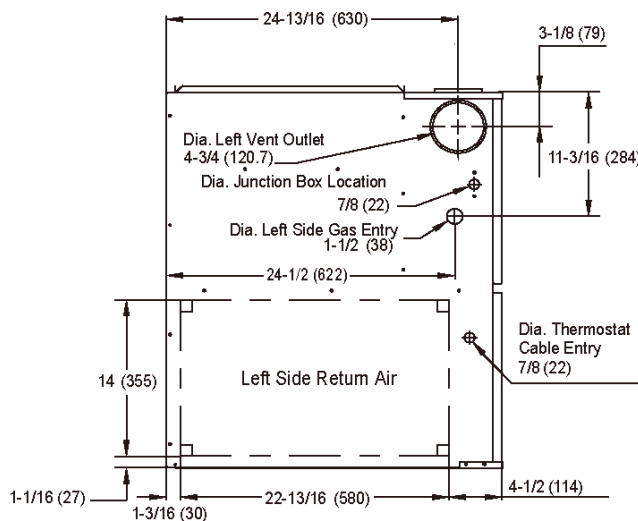
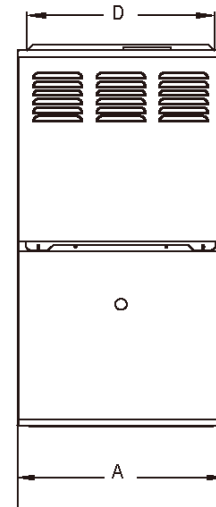
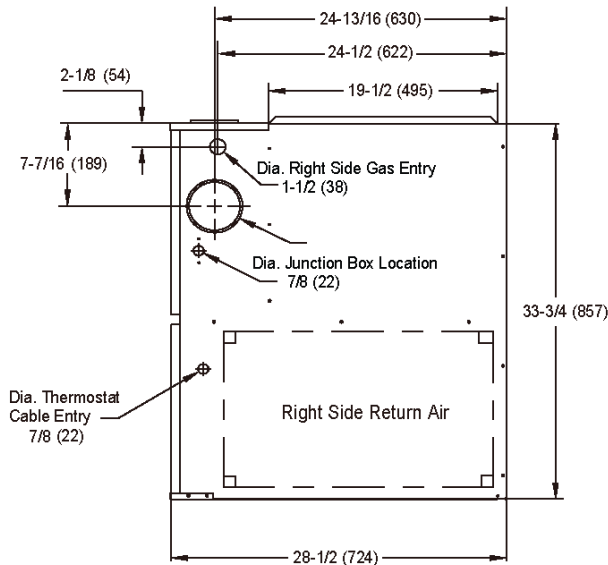


Tag No.: \_\_\_\_\_

Date: \_\_\_\_\_

PO No.: \_\_\_\_\_

Unit: Inches (mm)



Furnace Size	A Cabinet Width (in. [mm])	D Supply Air Width (in. [mm])	E Return Air Width (in. [mm])
LNAEA040A1	14.5 (368)	13 (330)	15-57/32 (326)
LNAEA060B1	17.5 (446)	16 (406)	15-27/32 (402)
LNAEA080C1	21 (533)	19.5 (495)	19-13/32 (493)
LNAEA100C1	21 (533)	19.5 (495)	19-13/32 (493)
LNAEA120D1	24.5 (622)	23 (584)	22-27/32 (580)

# KSSPB181A060-B1

R32 Standard Single-Zone System - A-Coil + Gas Furnace (80%)

A-Coil Unit - LKMMMA18B1, Outdoor Unit (ODU) - KUSXB181A, Gas Furnace - LNAEA060B1



Tag No.: \_\_\_\_\_

Date: \_\_\_\_\_

PO No.: \_\_\_\_\_

