

Features

- Touch-activated opening and closing
- Flexible overflow joint conforms to various bath angles
- Includes tee, drain ell, and overflow ell with attached 1-1/2" OD pipe
- Toe-tap actuation means no internal linkages, reducing potential clogging through the overflow
- Copper corrugated neck makes drain easy to install on any bath slope
- For use with 14" - 20" (356 - 508 mm) baths, whirlpools, and BubbleMassage™ air baths

Material

- Solid-brass construction for durability and reliability
- KOHLER finishes resist corrosion and tarnishing
- 17-gauge brass pipe

Installation

- Above- or through-the-floor

Recommended Products/Accessories

K-23726 Drain treatment



Codes/Standards











ASME A112.18.2/CSA B125.2

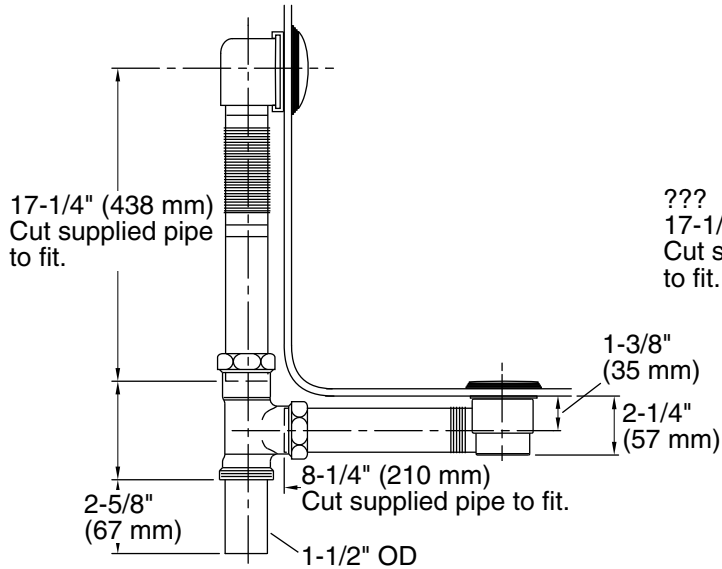
KOHLER® One-Year Limited Warranty

See website for detailed warranty information.

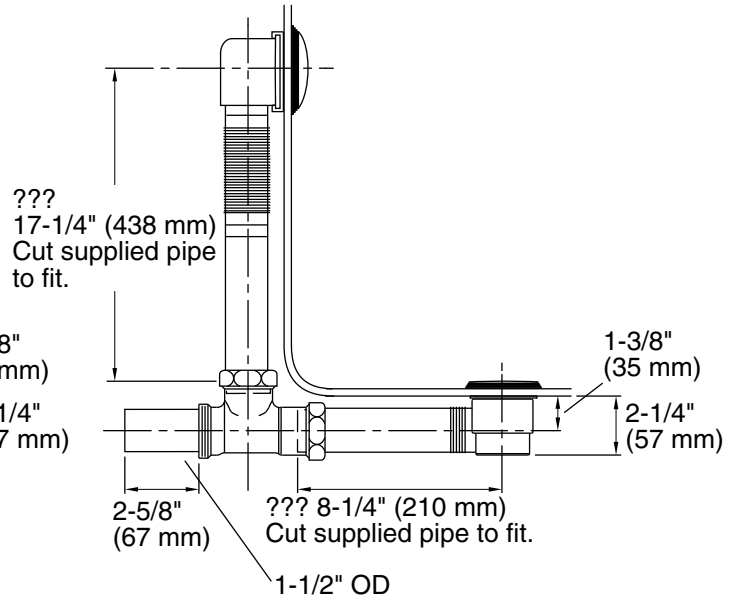
Available Colors/Finishes

Color tiles intended for reference only.

Color	Code	Description
	CP	Polished Chrome
	SN	Vibrant® Polished Nickel
	AF	Vibrant® French Gold
	BN	Vibrant® Brushed Nickel
	BV	Vibrant® Brushed Bronze
	BL	Matte Black
	2MB	Vibrant® Brushed Moderne Brass
	TT	Vibrant Titanium
	BGP	Vibrant Brushed Graphite
	DR	Deep Bronze



Through-the-Floor



Above-the-Floor

Technical Information

All product dimensions are nominal.

Material: Brass

Notes

Install this product according to the installation instructions.