

Features

- A single handle controls both on/off activation and temperature setting
- ADA-compliant ergonomic handle
- Coordinates with other products in the Tone collection

Material

- Premium material construction with metal handle ensures reliability and durability
- KOHLER finishes resist corrosion and tarnishing

Installation

- Requires a valve or valve combination: Rite-Temp® K-304 valve series, K-8304 valve and cartridge kit series, K-8300 series valve body rough-in with K-8305 series cartridges, or K-2971-KS 3/4" pressure-balancing valve (sold separately)
- Wall-mount

Required Products/Accessories

K-8304 Series Rite-Temp® Valve & Cartridge Kits

or

K-8300 Series Rite-Temp® Valve Body Rough-ins

K-8305 Series Rite-Temp® Cartridges

Adapters, Rough-in and Extension Kits

10350

Range: 3-1/2" (89 mm) -
4-1/4" (108 mm)

Optional Products/Accessories

K-10350 Deep rough-in kit

K-10351 Test cap for K-8300 Series valve bodies

88526 Thin Wall Trim Kit



ADA

CSA B651

OBC

Codes/Standards

ASME A112.18.1/CSA B125.1

ADA

ICC/ANSI A117.1

CSA B651






OBC

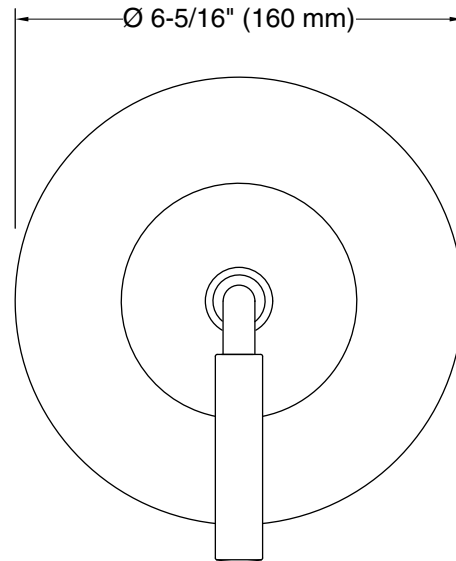
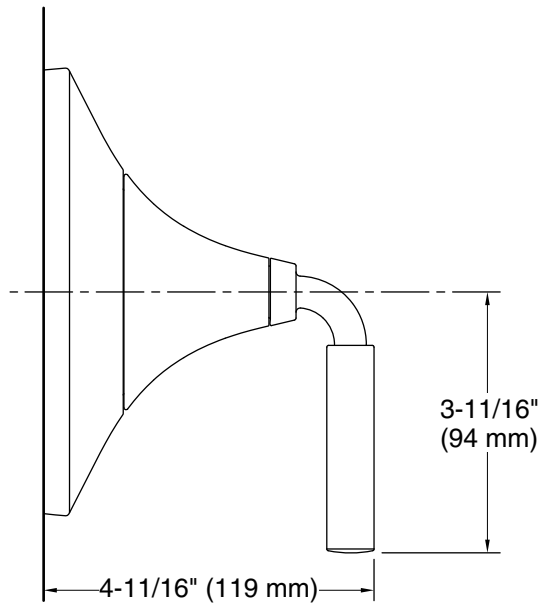
KOHLER® Faucet Lifetime Limited Warranty

See website for detailed warranty information.

Available Colors/Finishes

Color tiles intended for reference only.

Color	Code	Description
	CP	Polished Chrome
	BN	Vibrant® Brushed Nickel
	BL	Matte Black
	2MB	Vibrant® Brushed Moderne Brass
	BMB	Matte Black with Moderne Brass



Technical Information

All product dimensions are nominal.

Spout:

Notes

Install this product according to the installation instructions.

ADA, OBC, CSA B651 compliant when installed to the specific requirements of these regulations.