

INNOVATIVE DEHUMIDIFIER

Break the mold

IN/ON-Wall Dehumidifier with Bi-Polar Ion Generator WiFi Capable Option Available



Model IW-25-6

Specifications

Base Unit.....	27.56"(27 9/16") x 14.19"(14 3/16") x 5.75"(5 3/4")
IN-Wall Rough Opening.....	28" x 14.5"(14 1/2") x 5.75"(5 3/4")
Base Unit & IN-Wall Cover.....	30.25"(30 1/4") x 17.25"(17 1/4") x 7.44"(7 7/16")
Base Unit & ON-Wall Cover.....	27.56"(27 9/16") x 14.19"(14 3/16") x 7.44"(7 7/16")
Weight.....	34.3 lbs
Sound Pressure Level.....	43 dBA
Drain Connection.....	3/4"OD (10' Drain Hose Supplied)
Refrigerant.....	6.7 oz of R32

Operation Performance

Conditions.....	@80°F/60% RH	@65°F/60% RH
Water Removal.....	40 PPD	24 PPD
Integrated Energy Factor.....	2.35 L/kWh	1.75 L/kWh
Air Flow (2 Speed Fan).....	(HI) 100 cfm / (LO) 85 cfm	
Operating Temperature Range.....	46-95°F	
Functioning Relative Humidity Range.....	36-90% RH	
Sizing.....	Up to 1,500 sq. ft.	
Ion Type.....	Positive & Negative Ions	
Ion Output.....	3,000,000/cc	
Ion Test Conditions.....	20 cm from Ionizer, Wind Speed 1 m/s	

Power Specifications

Rated Average Power Consumption at 80°F/60% RH.....	318 Watts
Max Power Consumption at 90°F/90% RH.....	455 Watts
Max Current (F.L.A.) at 80°F/60% RH.....	2.83 Amps
Locked Rotor Current (L.R.A.).....	13.2 Amps
Defrosting Control System.....	Automatic
Supply Voltage.....	115 VAC, 60 Hz
Power Cord.....	10' Long, Grounded

Shipping

Shipping Dimensions.....	30.55" (H) x 17.13" (W) x 8.46" (D)
Shipping Weight.....	40.2 lbs.
Pallet Quantity.....	20 units
Shipping Options.....	UPS or LTL

*Specifications subject to change without notice



Quiet • Sleek • Tankless

The IW-25-6 dehumidifier is the solution to lowering high Relative Humidity by removing excess moisture in apartments, hotels, homes, student housing and other properties where dehumidification is needed.

This Wall Mounted dehumidifiers versatility allows for easy installation in any application. The unit recesses inside a 2x6 interior wall, fits through a 2x4 interior wall or hangs directly on any wall.



In Wall Cover



On Wall Cover

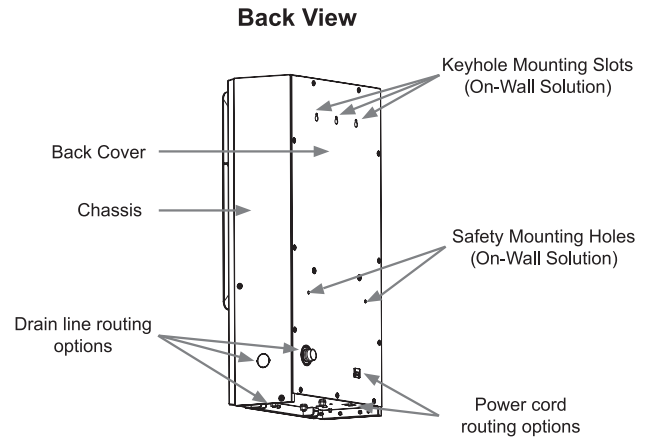
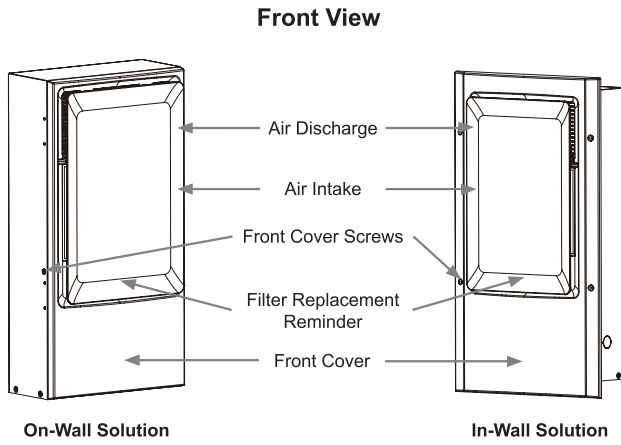
Features

- Energy Star 6.0 Compliant
- NEW User-friendly controls with optional security cover
- NEW 2 speed fan
- NEW Optional Wi-Fi control with DehuLink™
- Washable Air Filter
- Automatic Restart
- Integral Humidity Sensor
- LED Maintenance Reminder Light
- Drains into Hub-Drain or Existing Plumbing
- 10' Grounded Cord preinstalled or can be Hardwired

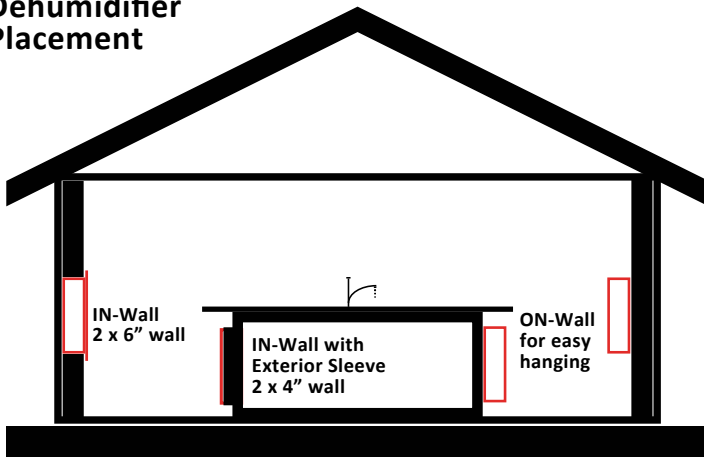
Accessories

- NEW Wi-Fi Control Dongle with DehuLink™
- Dedicated Internal Condensate Pump
- Exterior Sleeve for In-Wall installation in 2x4 stud walls

IN/ON-Wall Dehumidifier with Bi-Polar Ion Generator WiFi Capable Option Available



Example of Dehumidifier Placement



- **ON-Wall installation-** Mounts on any solid surface.
- **IN-Wall installation-** Mounts flush to surface in 2x6 frame construction.
- **IN-Wall installation-** Mounts inside 2x4 finished frame construction with use of the optional Exterior Sleeve.
- **THROUGH-Wall installation-** Mounts flush to surface in 2x4 frame construction with unfinished or cut through back wall.

Optional DehuLink™ Wi-Fi Dongle (pn 14-294033600)

Take control from anywhere in the world. DehuLink™ is an optional Wi-Fi module for the IW-25-6 dehumidifier. It's a simple plug and play dongle with downloadable App. Anything you can display or control while standing in front of your IW-25-6 can be done from your smartphone.



Optional Integrated Condensate Pump (pn 14-293033500)

The Integrated Condensate Pump was designed exclusively for the IW-25. It automatically collects and removes condensate when gravity drainage is not possible or practical. It mounts directly inside the IW-25 for tamper-proof control.



Max. pump lift 10'
 Drain Hose Length 21'
 Drain Hose Inner Diameter 1/4"

Optional exterior Sleeve for IN Wall Dehumidifier (pn 14-291033600)

The Exterior Sleeve allows the IW-25-6 In-Wall dehumidifier to be semi-recessed into the wall. It includes punch-out holes on bottom for drain and power routing. The Exterior Sleeve spaces & frames the dehumidifier for a clean fit.



Dimensions: 17 1/2" x 30 1/2" x 2 1/4"

The IW-25-6 Dehumidifier utilizes its integrated humidistat/thermostat to monitor the environmental conditions of the surrounding area. When the relative humidity goes above the selected set point, the dehumidifier will energize. Air is drawn across the evaporator coil, which is cooler than the dew point of the air. This means moisture will condense out of the air. The air is then reheated through the condenser coil and distributed back into the room. Layout and environmental conditions vary in every application and will affect moisture removal and Amp draw. Under average conditions, the IW-25 can maintain an RH of 59% or less but is not guaranteed.

For Complete Installation Instructions Visit: Innovativedehumidifiers.com
 U.S. PATENT PENDING