




**WIRE-TWIST™
WIRE CONNECTORS**

**MODELS
WT1, WT2, WT3, WT4, WT6**

FEATURES/BENEFITS:



- POSITIVE GRIP SHELL DESIGN FOR FAST, EASY INSTALLATION
- FIXED, SQUARE-WIRE SPRING CREATES SECURE CONNECTIONS
- DEEP SKIRT PROTECTS AGAINST FLASH-OVER

ELECTRICAL:

VOLTAGE: WT1/WT2 300 VOLTS MAX.
WT3/WT4/WT6 600 VOLTS MAX.*

(* 1,000 VOLTS MAX. SIGNS & FIXTURES)

APPLICATION TOOLS:

- ACAM (AUTOMATIC CONNECTOR APPLICATION MACHINE)
- WIRE-NUT® Wire Connector Sockets: **30-903** (WT1 & WT2), **30-904** (WT3), **30-906** (WT4 & WT6), **H-632** (WT3, WT4, & WT6), **30-902** (WT3, WT4, & WT6)

PHYSICAL:

HOUSING: POLYPROPYLENE (UL 94V-2 FLAME RATED)
INSERT: STEEL
PLATING: ZINC

STANDARDS & SPECIFICATIONS:

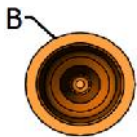
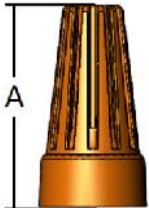
UL LISTED: UL 486C
CSA CERTIFIED: C22.2 NO. 188
RoHS COMPLIANT

WIRE RANGE & COMBINATIONS:

- Solid and/or stranded wire combinations unless stated otherwise
- Consult website for other combinations not listed

MODEL	WT1 (GRAY)	WT2 (BLUE)	WT3 (ORANGE)	WT4 (YELLOW)	WT6 (RED)
WIRE STRIP LENGTH	Solid: 1/4" (6 mm) Str: 5/16" (8 mm)	≤ #16 AWG: 1/2" (13 mm) All Others: 3/8" (9.5 mm)	≤ #16 AWG: 3/8" (9.5 mm) All Others: 5/16" (8 mm)	≤ #16 AWG: 7/16" (11 mm) All Others: 3/8" (9.5 mm)	≤ #16 AWG: 1/2" (13 mm) All Others: 7/16" (11 mm)
COMBINATIONS: - Listed as a Pressure-Type wire connector for use on the following solid and/or stranded Cu/Cu wire combinations. - Consult IDEAL for a complete list of all UL Listed wire combinations.	<u>300V MAX:</u> 1 #14 1 or 2 #16 2 to 3 #18 2 to 4 #20 3 to 4 #22 5 #22 Sol.	<u>300V MAX:</u> 2 to 3 #16 2 to 4 #18 3 to 5 #20 3 #18 w/ 1 to 2 #20 or #22 4 #20 w/1 #22	<u>300V MAX:</u> 5 #18 5 #22 3 to 4 #16 4 to 5 #20 <u>600V MAX.*</u> 2 #16 2 to 4 #18	<u>300V MAX:</u> 2 #10 3 #12 5 #16 5 #18 <u>600V MAX.*</u> 1 #8 1 #10 1 to 2 #12 1 to 3 #14 2 to 5 #16 2 to 6 #18	<u>300V MAX:</u> 3 #10 5 #12 <u>600V MAX.*</u> 1 #6 or #8 1 to 2 #10 1 to 4 #12 2 to 5 #14 4 to 6 #16

DIMENSIONS:



MODEL	A		B	
	INCHES	mm	INCHES	mm
WT1	0.61	15.4	0.34	8.5
WT2	0.70	17.8	0.39	9.9
WT3	0.89	22.6	0.45	11.4
WT4	1.01	25.6	0.54	13.7
WT6	1.11	28.2	0.64	16.2

ORDERING INFO:

	WT1 (GRAY)	WT2 (BLUE)	WT3 (ORANGE)	WT4 (YELLOW)	WT6 (RED)
	WT1-1 Box of 100 WT1-B Bag of 500	WT2-1 Box of 100 WT2-B Bag of 500 WT2-SK Barrel of 1,000	WT3-1 Box of 100 WT3-B Bag of 500 WT3-SK Barrel of 50,000	WT4-1 Box of 100 WT4-B Bag of 500 WT4-SK Barrel of 25,000	WT6-1 Box of 100 WT6-B Bag of 250 WT6-SK Barrel of 25,000

FACTORY CONTACT:

IDEAL INDUSTRIES, INC.
1375 PARK AVENUE, SYCAMORE, IL, 60178

P: (800) 324-9571
F: (888) 222-6140
E: oem@idealindustries.com

NOTES: