





Long-Life Metal Cutting Reciprocating Blades


- Engineered to be the longest lasting, metal cutting blades available
- Long-life blades perform up to three times as many cuts as similar metal cutting blades
- 8% cobalt cutting edge for extreme durability
- Shatterproof bi-metal design
- Longer life for greater value



Long-Life Blades	L/W/TH (Inches)	TPI	Material	Blade Back	Qty.	Application	Cat. No.
	6 x 3/4 x .035	18	Bi-metal	Straight	5	Long-Life blade for cutting structural steel, pipe, conduit, stainless steel, sheet metal: 1/6" - 3/16" thick	36-043
	8 x 3/4 x .035	18	Bi-metal	Straight	5	Long-Life blade for cutting structural steel, pipe, conduit, stainless steel, sheet metal: 1/6" - 3/16" thick	36-044
	6 x 1 x .042	14	Bi-metal	Straight	5	Long-Life blade for cutting rebar, barstock, angle iron and other heavy gauge metals: 1/8" and thicker	36-046
	12 x 1 x .050	14	Bi-metal	Straight	5	Long-Life blade for cutting rebar, barstock, angle iron and other heavy gauge metals: 1/8" and thicker	36-048

Progressive Tooth Reciprocating Blades

- Specially designed for all purpose cutting
- Cut multiple materials without changing blades
- Tough bi-metal and HCS construction for long life.

Long-Life Blades	L/W/TH (Inches)	Blade Back	Qty.	Application	Cat. No.
	6 x 3/4 x .035	Bi-Metal	5	All metal, non-ferrous metal, sheet metal, pipe and other metal materials	36-056

Portable Band Saw Blades



- Bi-metal construction
- Fit all standard portable band saw machines
- For pipe, tubing and solids
- Cut any machinable metal, including conduit, angle iron, structurals, rebar and stainless steel tubing

L/W/TH (In.)	TPI	Qty./Pack	Cat. No.
44-7/8 x 1/2 x .020	10	3	36-070
44-7/8 x 1/2 x .020	14	3	36-071
44-7/8 x 1/2 x .020	18	3	36-072
44-7/8 x 1/2 x .020	24	3	36-073

Selecting the TPI (Teeth Per Inch)

An important factor in obtaining a smooth cut is to determine the teeth per inch (TPI).

Use a coarser blade (2 - 3 TPI) for sawing wood and materials up to 8" thick. A finer blade (18 - 32 TPI) should be used for thinner materials under 1/4".

You should know the SFM for various speed settings on your band saw. This is helpful when selecting the proper speed for the materials being cut. (Be sure to check the owner's manual for your band saw.)