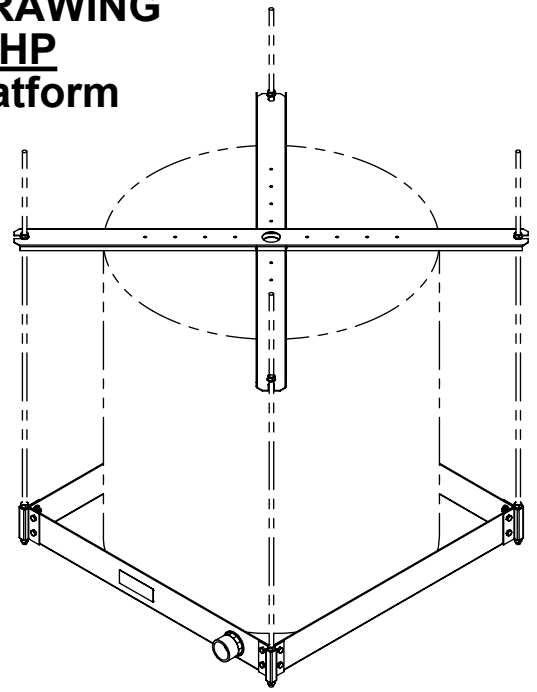
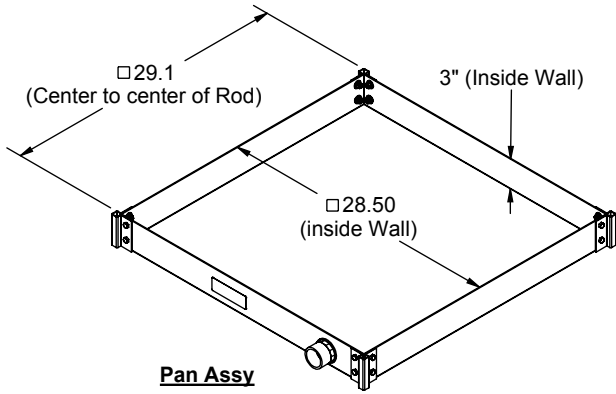


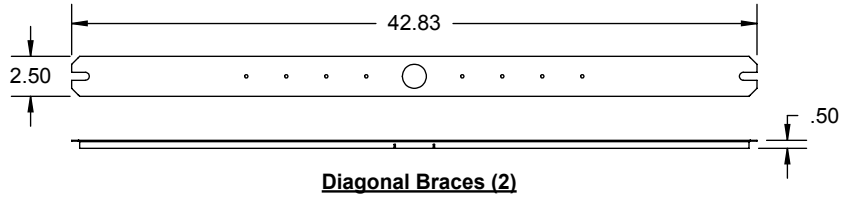
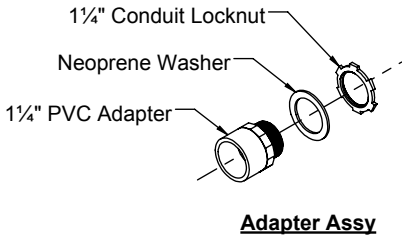
PRODUCT SPECIFICATION DRAWING

QUICK STAND™ #60-SWHP

Suspended Water Heater Platform



ALL DIMENSIONS IN INCHES



The #60-SWHP Suspended Water Heater Platform is engineered to support water heaters up to 50 U.S. gallons, or other equipment, up to 750 pounds total weight. This time and labor savings tool is designed for the Professional Contractor. Design features requested by plumbers are incorporated into a professional platform and drain pan combination that can be suspended with 3/8" or 1/2" all thread rods.

Product Information:

- **Material:**
 Pan: 12 gage CRS, galvanized
 Corner Brackets: 14 gage CRS, galvanized
 Diagonal Braces: 16 gage CRS, galvanized
- Wide platform allows water heaters up to 28-1/2" diameter
- Watertight corners and sealed 1 1/4" PVC drain fittings eliminate need for additional drain pan
- Cross-braces two (2) included to capture water heater within the platform
- Static load rating 750 pounds with 2X safety factor (depending on structural anchorage)
- Includes PVC drain body 1 1/4" MIPT x 1 1/4" FS
- Galvanized steel construction
- Suspends with user supplied 3/8" or 1/2" threaded rod and hardware
- Four corner attachment points allows for seismic/sway bracing connection
- Patent pending

THIS INFORMATION IS PROPRIETARY TO HOLDRITE AND IS SUBJECT TO CHANGE WITHOUT NOTICE. IT MAY NOT BE REPRODUCED IN PART OR WHOLE WITHOUT WRITTEN AUTHORIZATION.



CONVERTING MAKESHIFT METHODS INTO ENGINEERED SOLUTIONS™

800-321-0316 OR 760-744-6944 / FAX: 760-744-0507 / WWW.HOLDRITE.COM
 spec_60-SWHP_RevB

Product Submittal	
Job Name:	
Date:	
Part Number:	Qty:
Architect / Owner:	
Contractor:	
Notes:	