





SUBMITTAL DATA

SAP12HP230V1R32AH / SAP12HP230V1R32AO
12000 BTU/H Wall Mounted Heat Pump System

Job Name	Location	Date
Purchaser	Engineer	
Submitted to	For	
Unit Designation	Schedule No.	

			
YBE1FB9F	SAP12HP230V1R32AH	SAP12HP230V1R32AO	XE71 (Optional)

GENERAL FEATURES

- AHRI Certificate: [214810380](#)
- New R32 Refrigerant
- High Efficiency DC Inverter Technology
- Elegant and Quiet Design
- Auto-Clean Function on Indoor Unit
- Wireless Remote with LCD Display
- Wired Controller Options
- Wi-Fi Included (Factory Installed)
- Low Ambient Cooling down to -20°F (Range -20°F to 122°F)
- Low Ambient Heating down to -22°F (Range -22°F to 86°F)
- Coil (Outdoor) Copper Tube/Aluminum Fin with Anti-Corrosion Coil Coating (Gold Colored Fin - 1500Hr Salt Spray Rating)
- Coil (Indoor) Copper Tube/Aluminum Fin with Anti-Corrosion Coil Coating (Blue Colored Fin - 500Hr Salt Spray Rating)

SPECIFICATIONS, FEATURES & FUNCTION SUMMARY

SYSTEM TYPE		HEAT PUMP	
Outdoor Model		SAP12HP230V1R32AO	
Indoor Model		SAP12HP230V1R32AH	
SYSTEM PERFORMANCE			
Cooling Capacity	Min - Max	Btu/h	9,554 - 19,107
	Capacity @95°F	Btu/h	12,000
Heating Capacity	Min - Max	Btu/h	8,632 - 18,766
	Capacity @47°F	Btu/h	12,200
	Capacity @17°F	Btu/h	10,300
	Capacity @5°F	Btu/h	12,200
SEER2		28.0	
EER2		15.2	
HSPF2		10.0	
COP @5°F		2.0	
Cooling Temperature Range		°F	-20 - 122
Heating Temperature Range		°F	-22 - 86
Refrigerant Type		R32	
INDOOR UNIT		SAP12HP230V1R32AH	
Air flow (Min - Max)		CFM	353 - 565
Sound Pressure Level (Min - Max)		dB(A)	27- 43
Dehumidification		pt/hr	2.96
External Dimensions (W x H x D)		in	38-3/16 x 13-21/32 x 10-1/8
Package Dimension (W x H x D)		in	40-7/16 x 13-11/32 x 16-1/2
Net Weight		lbs	33.1
Gross Weight		lbs	38.6
OUTDOOR UNIT		SAP12HP230V1R32AO	
Compressor Type		GREE G20 / DOUBLE CYLINDER / 1 - STAGE INVERTER	
Sound Pressure Level		dB(A)	55
External Dimensions (W x H x D)		in	34-3/8 x 21-27/32 x 14-51/64
Package Dimension (W x H x D)		in	37-7/16 x 24-13/32 x 16-31/32
Net Weight		lbs	78.3
Gross Weight		lbs	84.9
REFRIGERANT PIPING			
Refrigerant Charge		oz	35.3
Additional Charge		oz/ft	0.2
Line Set Size (Liquid - Gas) - Flared Connections		in	1/4 - 1/2
Pre-Charge Length		ft	25
Pipe Length (Min - Max)		ft	10 - 131
Max. Pipe Elevation		ft	82
ELECTRICAL			
Power Supply		208-230V / 1Ph / 60Hz (Powered by the Outdoor Unit)	
Voltage Range (Min - Max)		VAC	187 - 253
Rated Current - Cooling		A	5.9
Rated Current - Heating		A	7.8
MCA		A	11
MOCP		A	15
Suggested Breaker Size		A	15
Main Power Wire Size		AWG	Per Local Code
Interconnecting Wire Size		AWG	14 / 4

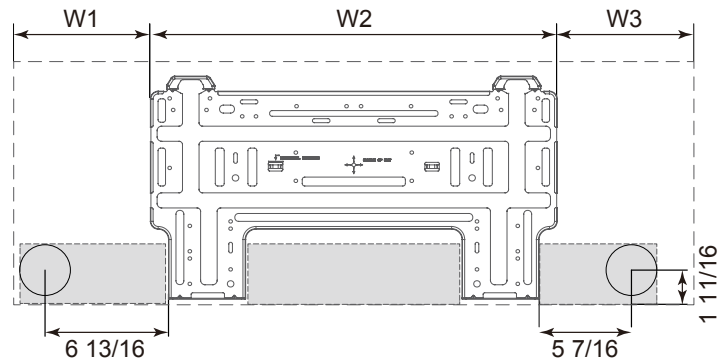
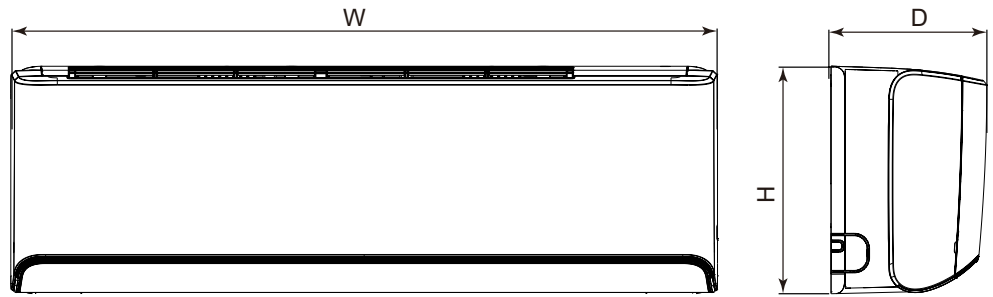
FEATURES & FUNCTIONS SUMMARY	
Inverter Type	G20
Ultra Low Frequency Torque Control	Yes
Basepan With Electric Heater	Yes
Compressor With Electric Heater	Yes
Indoor & Outdoor Fin Coating	Acrylic Resin/Anti-Corrosion
Intelligent Defrosting	Yes
Intelligent Preheating	Yes
Low Voltage Startup	Yes
Memory/Power Failure Recovery	Yes
Self Diagnosis	Yes
Wired Controller Interface	Yes
WiFi Included	Yes
Indoor Fan Type	Crossflow
Multi Fan Speeds	7 Speeds
Indoor Unit Display	Yes
Auxiliary Electrical Heater	No
Ventilation (Outdoor Air)	No
REMOTE CONTROLLER FUNCTIONS	
Auto Mode	Yes
Auto Fan	Yes
Auto Swing (Horizontal Auto Swing)	Yes
Auto Swing (Vertical Auto Swing)	Yes
Lock on Remote Controller	Yes
Dry Mode	Yes
Dry Anti-Mildew (X-Fan) Mode	Yes
Energy Saving Mode	Yes
Dirty Filter Alert	Yes
Auto Clean	Yes
I Feel Function	Yes
Lock on Remote Controller	Yes
Quiet Mode	Yes
Room Temperature Display	Yes
Sleep Mode	Yes
4 Sleep Mode Options	Yes
Timer Mode	Yes
Turbo Mode	Yes
Display On/Off Control	Yes
Freeze Guard Mode	No
Humidity Control	Yes

DIMENSIONS

INDOOR UNIT

Unit: inch

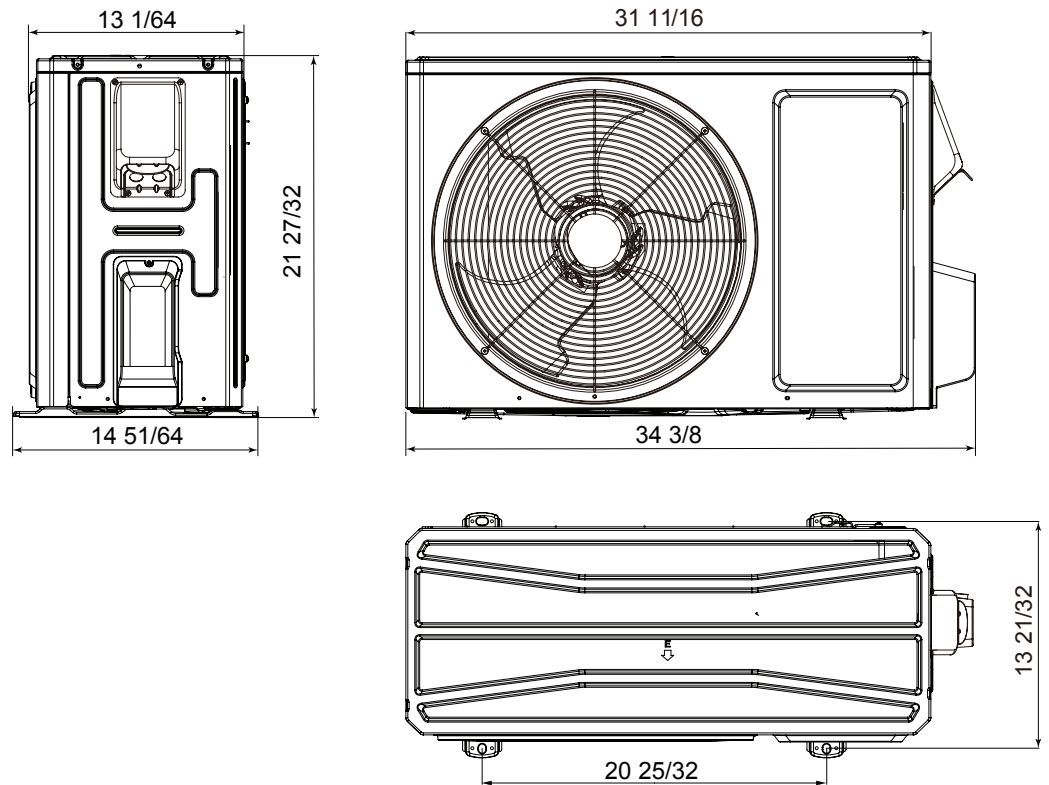
SAP12HP230V1R32AH	
DIMENSIONS	
W	38 3/16
H	13 21/32
D	10 1/8
W1	8 5/64
W2	22 7/64
W3	8



OUTDOOR UNIT

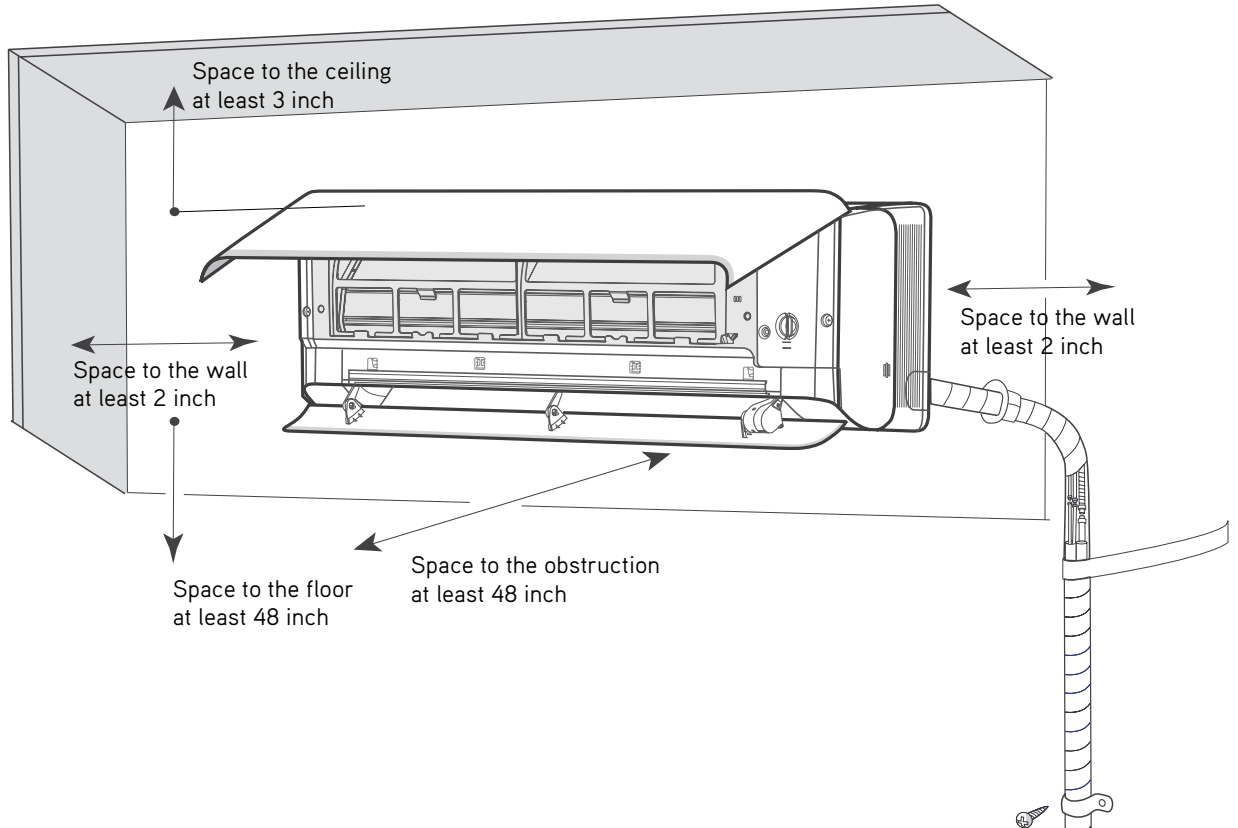
Unit: inch

SAP12HP230V1R32AO

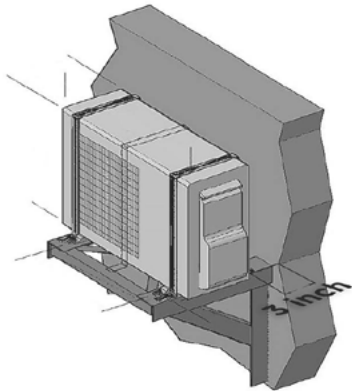


CLEARANCES

INDOOR UNIT Minimum clearance



OUTDOOR UNIT Minimum clearance



NOTE:
If bottom of the unit is free of airflow obstructions similar to the mounting bracket figure, the clearance to the wall on the back can be reduced to 3 inches.



Specifications are subject to change without notice. Manufacturer reserves the right to discontinue or modify specifications or designs without notice or without incurring obligations. All Rights reserved.