




SUBMITTAL DATA

FLR12HP230V1R32AH
12000 BTU/H Floor Ceiling Heat Pump System

Job Name	Location	Date
Purchaser	Engineer	
Submitted to	For	
Unit Designation	Schedule No.	

		
YBE1FB5F	FLR12HP230V1R32AH	XE72-44/E

GENERAL FEATURES

- AHRI Certificate: [215415565 \(Vireo R32\)](#), [215415570 \(Envo R32\)](#), [215415529 \(Sapphire R32\)](#)
- Quiet Operation and Multi-Speed Fan
- Floor Stand or Ceiling Mount
- Multi-Directional Air Flow
- Wireless Remote with LCD Display Included
- XE72-44/E Wired Controller Included
- Low Ambient Cooling and Heating
- (Indoor and Outdoor) Copper Tube / Aluminum Fin
- Blue Colored Fin - 500 Hrs Salt Spray Tested
- New R32 Refrigerant with Refrigerant Sensor

SPECIFICATIONS, FEATURES & FUNCTION SUMMARY

SYSTEM TYPE		HEAT PUMP				FEATURES & FUNCTIONS SUMMARY	
Indoor Model		FLR12HP230V1R32AH				Inverter Type	G20
Outdoor Model		VIR12HP230V1R32AO	ENV12HP230V1R32AO	SAP12HP230V1R32AO		Ultra Low Frequency Torque Control	Yes
SYSTEM PERFORMANCE							
Cooling Capacity	Min - Max	Btu/h	8,789 - 17,265	8,789 - 17,265	8,789 - 17,265	Power Factor Correction	Yes
	Capacity @95°F	Btu/h	12,000	12,000	12,000	Compressor Type - Inverter	High Efficiency Rotary
Heating Capacity	Min - Max	Btu/h	6,906 - 15,013	6,906 - 15,013	6,906 - 15,013	Basepan With Electric Heater	Yes
	Capacity @47°F	Btu/h	12,000	12,000	12,000	Indoor & Outdoor Fin Coating (Blue Fin)	Yes
	Capacity @17°F	Btu/h	10,000	10,000	10,300	Intelligent Defrosting	Yes
	Capacity @5°F	Btu/h	10,500	10,000	10,200	Intelligent Preheating	Yes
SEER2			23.0	23.0	23.0	Low Voltage Startup	Yes
EER2			13.0	13.0	13.0	Memory/Power Failure Recovery	Yes
HSPF2			9.5	9.5	9.5	Self Diagnosis	Yes
COP @5°F			1.90	1.90	1.90	Wired Controller Interface	Yes
Cooling Temperature Range		*F	-20 - 122			WiFi Included	No
Heating Temperature Range		*F	-22 - 86			Indoor Fan Type	Centrifugal
Refrigerant Type			R32			Multi Fan Speeds	4 Speeds
INDOOR UNIT		FLR12HP230V1R32AH				REMOTE CONTROLLER FUNCTIONS	
Air flow (Min-Max)		CFM	247 - 412			Auto Mode	Yes
Sound Pressure Level (Min - Max)		dB(A)	26 - 38			Auto Fan	Yes
Dehumidification		pt/hr	2.96			Auto Swing (Horizontal Auto Swing)	No
External Dimensions (L x D x H)		in	34-1/4 x 9-1/4 x 26-3/16			Auto Swing - 180° (Vertical Auto Swing)	Yes
Package Dimension (L x W x H)		in	40-11/16 x 30-5/16 x 11-13/16			Clock	Yes
Net Weight		lbs	55.1			Dry Mode	Yes
Gross Weight		lbs	66.2			Dry Anti-Mildew (X-Fan) Mode	Yes
OUTDOOR UNIT		VIR12HP230V1R32AO	ENV12HP230V1R32AO	SAP12HP230V1R32AO		Energy Saving Mode	Yes
Sound Pressure Level		dB(A)	52	52	55	Dirty Filter Alert	No
External Dimensions (L x D x H)		in	31-37/64 x 13-25/32 x 21-27/32	31 37/64 x 13 25/32 x 21 27/32	34-3/8 x 14-51/64 x 21-27/32	Fan Speed Control (7 Speeds)	Yes
Package Dimension (L x W x H)		in	34-21/64 x 15-43/64 x 24-13/32	34 21/64 x 15 43/64 x 24 13/32	37-7/16 x 16-31/32 x 24-13/32	I Feel Function	Yes
Net Weight		lbs	67.3	70.6	78.3	Privacy Lock	Yes
Gross Weight		lbs	72.8	76.1	84.9	Quiet Mode	Yes
REFRIGERANT PIPING						Room Temperature Display	No
Refrigerant Charge - R32		oz	28.2	28.2	47.6	Sleep Mode	Yes
Additional Charge		oz/ft	0.2	0.2	0.4	3 Sleep Mode Options	Yes
Line Set Sized by Indoor Unit (Liquid - Gas)		in	1/4 - 3/8			Timer Mode	Yes
Line Set Size (Liquid - Gas) - Flared Connections		in	1/4 - 1/2	1/4 - 1/2	1/4 - 1/2	Turbo Mode	Yes
Pre-Charge Length		ft	25			Display On/Off Control	Yes
Pipe Length (Min - Max)		ft	10 - 66	10 - 66	10 - 131	Freeze Guard Mode	Yes
Max. Pipe Elevation		ft	40	40	82	Power Failure Mode	Yes
ELECTRICAL							
Power Supply		208-230V / 1Ph / 60Hz (Powered by the Outdoor Unit)					
Voltage Range (Min - Max)		VAC	187 - 253				
Rated Current - Cooling		A	6.64	6.64	5.9		
Rated Current - Heating		A	6.41	6.41	7.8		
MCA		A	10	10	11		
MOCP		A	15	15	15		
Suggested Breaker Size		A	10	10	15		
Main Power Wire Size		AWG	Per Local Code				
Interconnecting Wire Size		AWG	14 / 4				

NOTE:

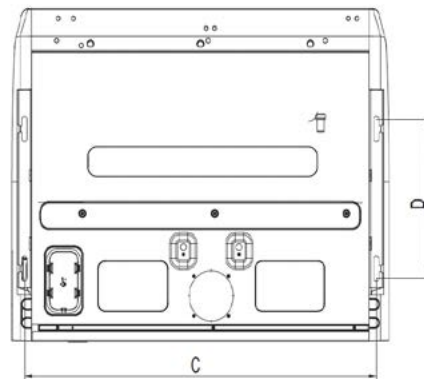
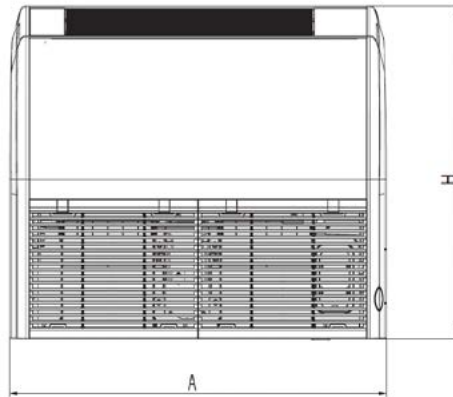
Please check the Multi-zone submittals for Non-Ducted or Mixed Performance table.

DIMENSIONS

INDOOR UNIT

Unit: inch

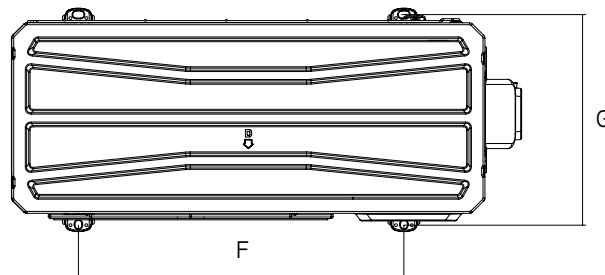
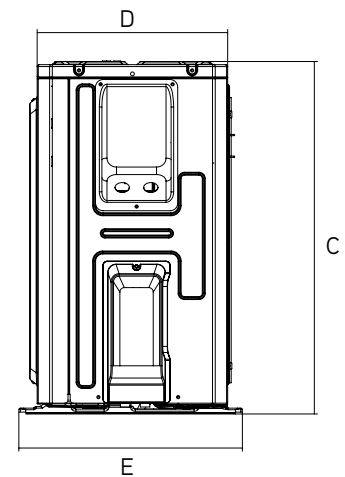
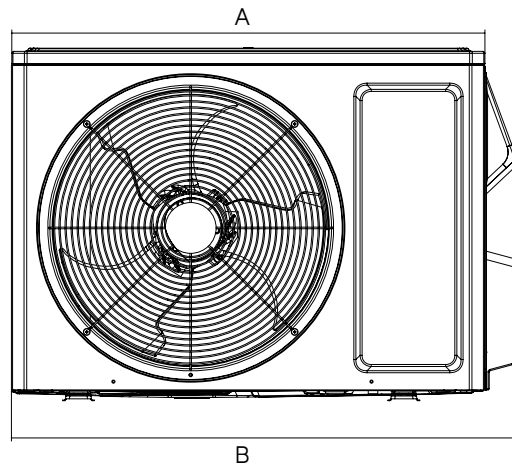
FLR12HP230V1R32AH	
DIMENSIONS	
A	34 1/4
B	9 1/4
C	31 31/32
D	12 33/64
H	26 3/16



OUTDOOR UNIT

Unit: inch

VIR12HP230V1R32AO	
DIMENSIONS	
A	29 21/64
B	31 37/64
C	21 27/32
D	11 13/16
E	13 25/32
F	20 5/32
G	13 5/64
ENV12HP230V1R32AO	
DIMENSIONS	
A	29 21/64
B	31 37/64
C	21 27/32
D	11 13/16
E	13 25/32
F	20 5/32
G	13 5/64
SAP12HP230V1R32AO	
DIMENSIONS	
A	31 11/16
B	34 3/8
C	21 27/32
D	13 1/64
E	14 51/64
F	20 25/32
G	13 21/32



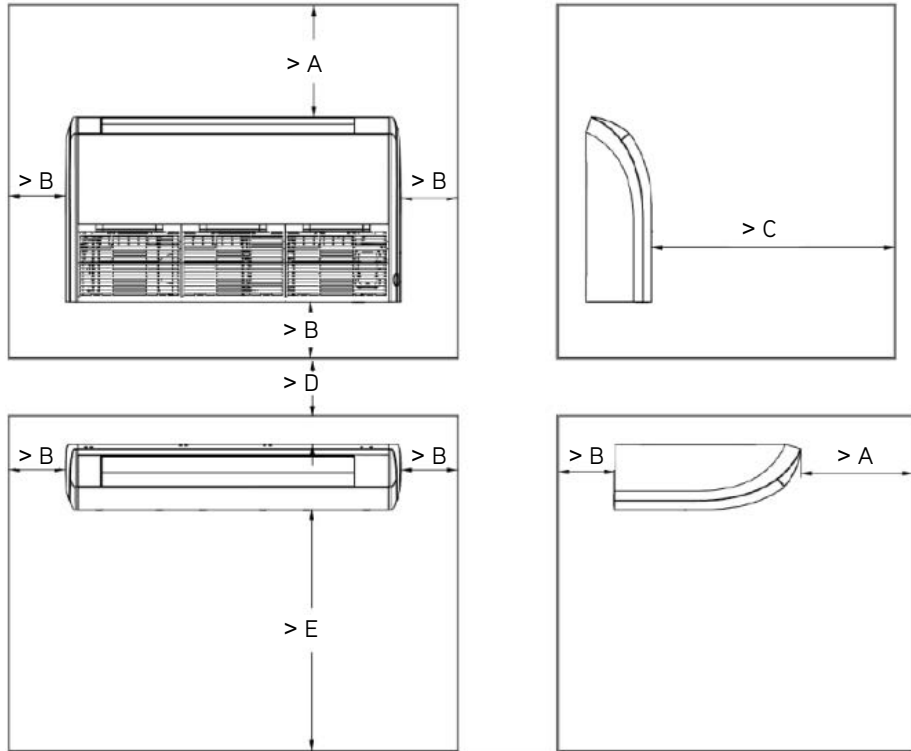
CLEARANCES

INDOOR UNIT

Minimum clearance

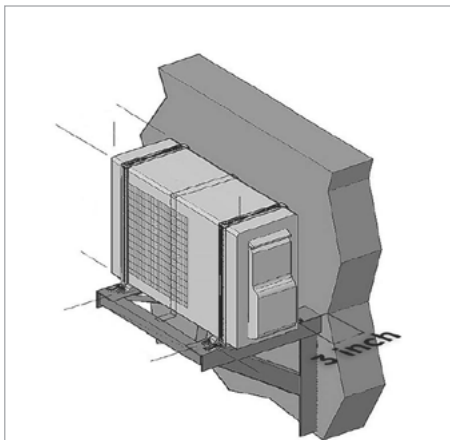
DIMENSIONS	
A	60
B	12
C	39
D	6
E	90

Unit: inch



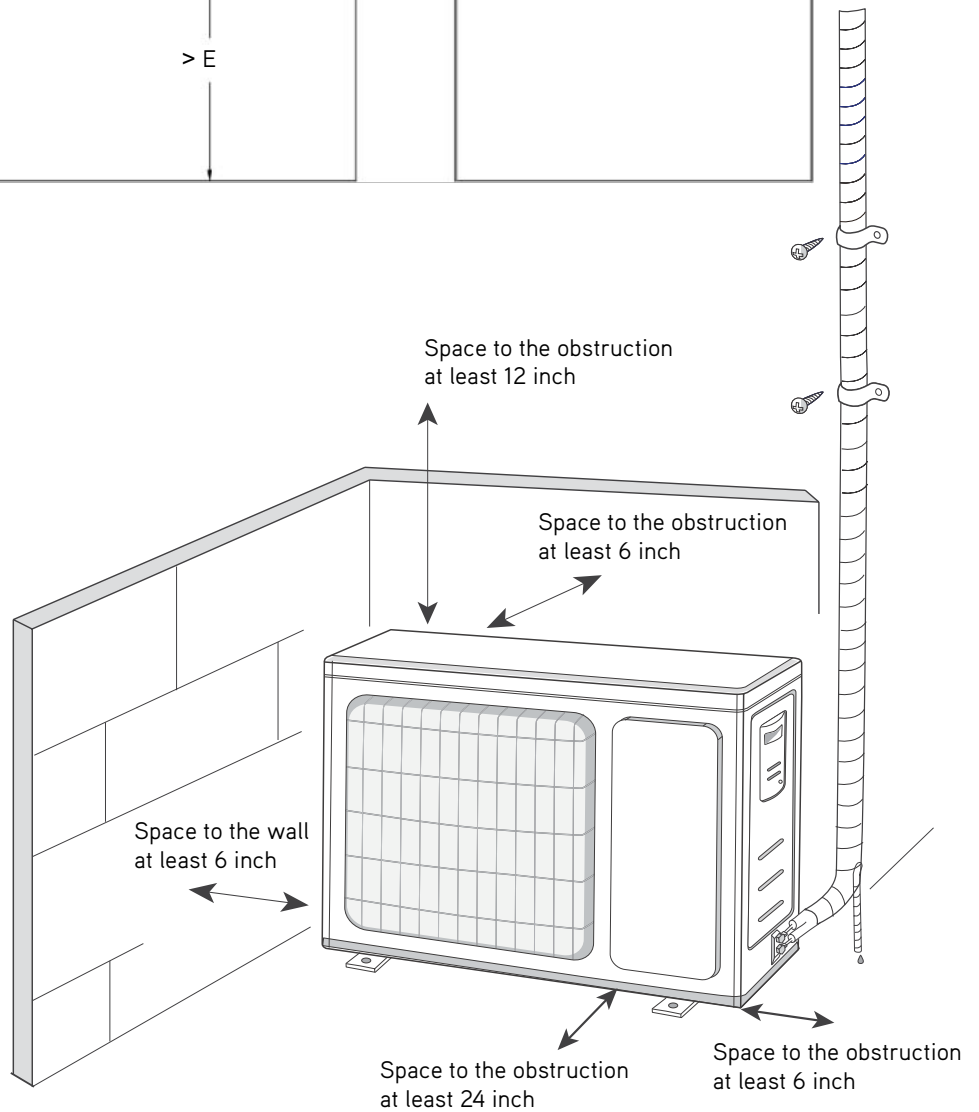
OUTDOOR UNIT

Minimum clearance



NOTE:

If bottom of the unit is free of airflow obstructions similar to the mounting bracket figure, the clearance to the wall on the back can be reduced to 3 inches.



Specifications are subject to change without notice. Manufacturer reserves the right to discontinue or modify specifications or designs without notice or without incurring obligations. All Rights reserved.