




## SUBMITTAL DATA

CAS09HP230V1R32AH  
9000 BTU/H Cassette Heat Pump System

Job Name	Location	Date
Purchaser	Engineer	
Submitted to	For	
Unit Designation	Schedule No.	

		
YBE1FB5F	CAS09HP230V1R32AH	XE72-44/E

### GENERAL FEATURES

- AHRI Certificate: [215413813 \(Vireo R32\)](#), [215413808 \(Envo R32\)](#), [215415548 \(Sapphire R32\)](#)
- High Efficiency DC Inverter Technology
- Compact and Quiet Design
- 4 - Way Discharge Air
- Swing Louver Control
- Internal Condensate Drain Pump
- Wireless Remote with LCD Display Included
- XE72-44/E Wired Controller Included
- Low Ambient Cooling and Heating
- (Indoor and Outdoor) Copper Tube / Aluminum Fin
- Blue Colored Fin - 500 Hrs Salt Spray Tested
- New R32 Refrigerant with Refrigerant Sensor

## SPECIFICATIONS, FEATURES & FUNCTION SUMMARY

SYSTEM TYPE			HEAT PUMP		
Indoor Model			CAS09HP230V1R32AH		
Outdoor Model			VIR09HP230V1R32AO	ENV09HP230V1R32AO	SAP09HP230V1R32AO
SYSTEM PERFORMANCE					
Cooling Capacity	Min - Max	Btu/h	7,056 - 14,112	7,056 - 14,112	3,805 - 9,646
	Capacity @95°F	Btu/h	9,100	9,100	9,100
Heating Capacity	Min - Max	Btu/h	5,205 - 13,700	5,205 - 13,700	4,804 - 11,869
	Capacity @47°F	Btu/h	10,500	10,500	10,500
	Capacity @17°F	Btu/h	8,800	8,800	8,900
	Capacity @5°F	Btu/h	7,600	7,600	8,500
SEER2			24.0	24.0	24.5
EER2			15.0	15.0	15.5
HSPF2			9.2	9.2	9.5
COP @5°F			1.94	1.94	1.84
Cooling Temperature Range		°F	-20 - 122		
Heating Temperature Range		°F	-22 - 86		
Refrigerant Type			R32		
INDOOR UNIT			CAS09HP230V1R32AH		
Air flow (Min-Max)		CFM	206 - 330		
Sound Pressure Level (Min - Max)		dB(A)	29 - 40		
Dehumidification		pt/hr	2.96		
External Dimensions (L x D x H)		in	22-7/16 x 22-7/16 x 10-7/16		
Package Dimension (L x W x H)		in	27-31/64 x 25-45/64 x 11-39/64		
Net Weight		lbs	37.5		
Gross Weight		lbs	48.5		
CASSETTE GRILLE (REQUIRED)			GREETF05		
Grille Dimension (L x D x H)		in	24-13/32 x 24-13/32 x 1-7/8		
Package Dimension (L x W x H)		in	27-19/32 x 27-19/32 x 4-59/64		
Weight (Net / Gross)		lbs	6.6 / 9.9		
OUTDOOR UNIT			VIR09HP230V1R32AO	ENV09HP230V1R32AO	SAP09HP230V1R32AO
Sound Pressure Level		dB(A)	52	52	56
External Dimensions (L x D x H)		in	31-37/64 x 13-25/32 x 21-27/32	31 37/64 x 13 25/32 x 21 27/32	34-3/8 x 14-51/64 x 21-27/32
Package Dimension (L x W x H)		in	34-21/64 x 15-43/64 x 24-13/32	34 21/64 x 15 43/64 x 24 13/32	37-7/16 x 16-31/32 x 24-13/32
Net Weight		lbs	70.6	70.6	78.3
Gross Weight		lbs	76.1	76.1	84.9
REFRIGERANT PIPING					
Refrigerant Charge - R32		oz	30	30	35.3
Additional Charge		oz/ft	0.2	0.2	0.2
Line Set Sized by Indoor Unit (Liquid - Gas)		in	1/4 - 3/8		
Line Set Size (Liquid - Gas) - Flared Connections		in	1/4 - 3/8	1/4 - 3/8	1/4 - 1/2
Pre-Charge Length		ft	25		
Pipe Length (Min - Max)		ft	10 - 66	10 - 66	10 - 131
Max. Pipe Elevation		ft	40	40	82
ELECTRICAL					
Power Supply			208-230V / 1Ph / 60Hz (Powered by the Outdoor Unit)		
Voltage Range (Min - Max)		VAC	187 - 253		
Rated Current - Cooling		A	4.73	4.73	5.9
Rated Current - Heating		A	6	6	7.6
MCA		A	10	10	11
MOCP		A	15	15	15
Suggested Breaker Size		A	10	10	15
Main Power Wire Size		AWG	Per Local Code		
Interconnecting Wire Size		AWG	14 / 4		

FEATURES & FUNCTIONS SUMMARY	
Inverter Type	G20
Ultra Low Frequency Torque Control	Yes
Power Factor Correction	Yes
Compressor Type - Inverter	High Efficiency Rotary
Basepan With Electric Heater	Yes
Indoor & Outdoor Fin Coating (Blue Fin)	Yes
Intelligent Defrosting	Yes
Intelligent Preheating	Yes
Low Voltage Startup	Yes
Memory/Power Failure Recovery	Yes
Self Diagnosis	Yes
Wired Controller Interface	Yes
WiFi Included	No
Indoor Fan Type	Centrifugal
Multi Fan Speeds	7 Speeds
Indoor Unit Display	Yes
Auxiliary Electrical Heater	No
Ventilation (Outdoor Air)	No
REMOTE CONTROLLER FUNCTIONS	
Auto Mode	Yes
Auto Fan	Yes
Auto Swing (Horizontal Auto Swing)	No
Auto Swing - 180° (Vertical Auto Swing)	Yes
Clock	Yes
Dry Mode	Yes
Dry Anti-Mildew (X-Fan) Mode	Yes
Energy Saving Mode	Yes
Dirty Filter Alert	No
Fan Speed Control (7 Speeds)	Yes
I Feel Function	Yes
Privacy Lock	Yes
Quiet Mode	Yes
Room Temperature Display	No
Sleep Mode	Yes
3 Sleep Mode Options	Yes
Timer Mode	Yes
Turbo Mode	Yes
Display On/Off Control	Yes
Freeze Guard Mode	Yes
Power Failure Mode	Yes

**NOTE:**

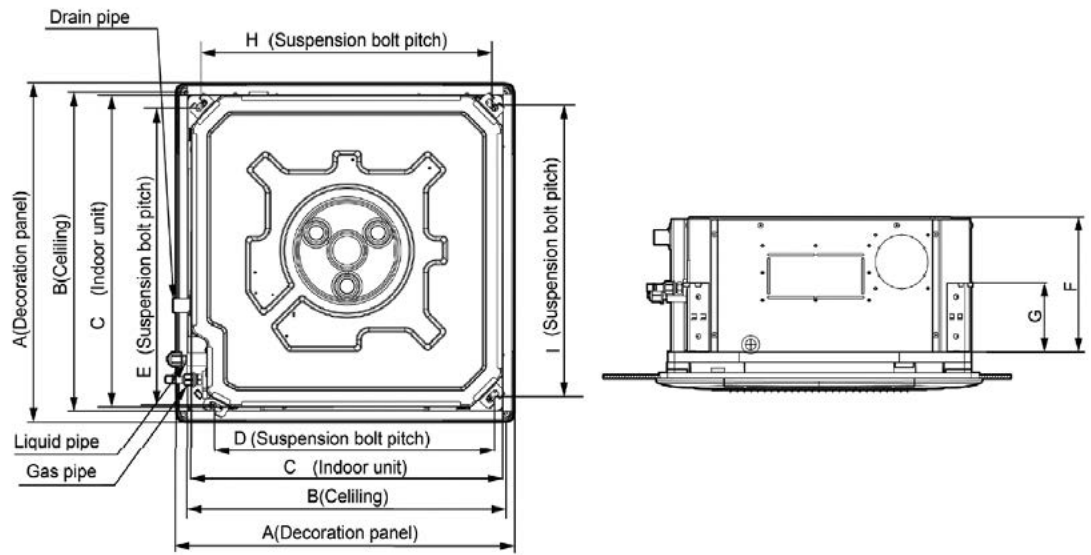
Please check the Multi-zone submittals for Non-Ducted or Mixed Performance table.

## DIMENSIONS

### INDOOR UNIT

Unit: inch

CAS09HP230V1R32AH	
DIMENSIONS	
A	24 13/32
B	22 53/64
C	22 7/16
D	19 7/8
E	21 21/32
F	10 7/16
G	5 33/64
H	20 55/64
I	20 55/64



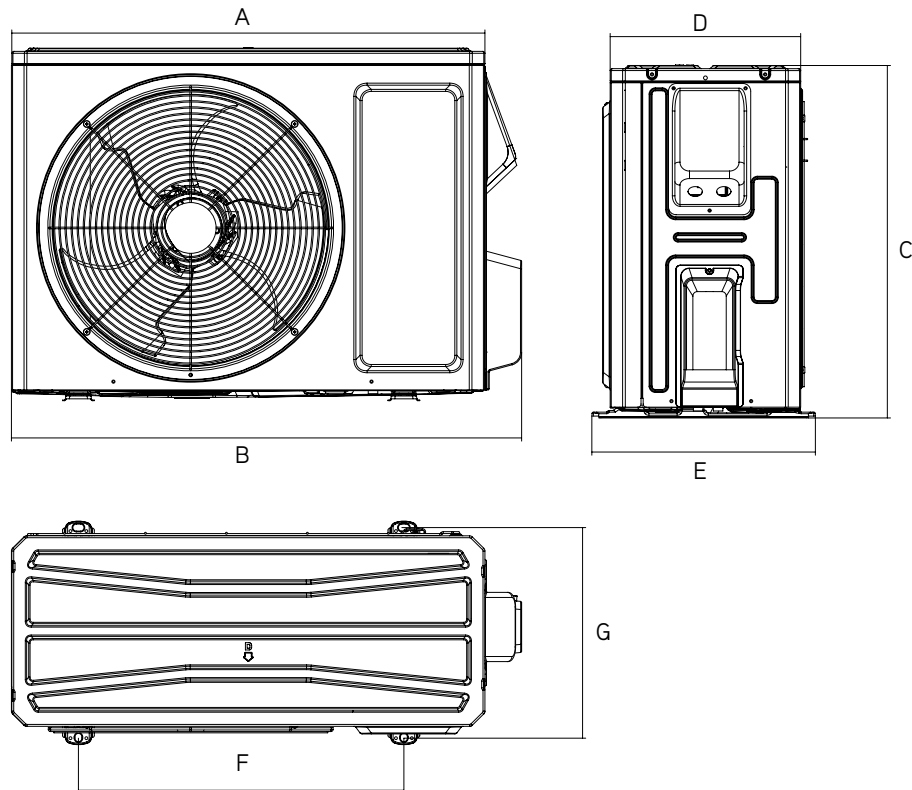
### OUTDOOR UNIT

Unit: inch

VIR09HP230V1R32AO	
DIMENSIONS	
A	29 21/64
B	31 37/64
C	21 27/32
D	11 13/16
E	13 25/32
F	20 5/32
G	13 5/64

ENV09HP230V1R32AO	
DIMENSIONS	
A	29 21/64
B	31 37/64
C	21 27/32
D	11 13/16
E	13 25/32
F	20 5/32
G	13 5/64

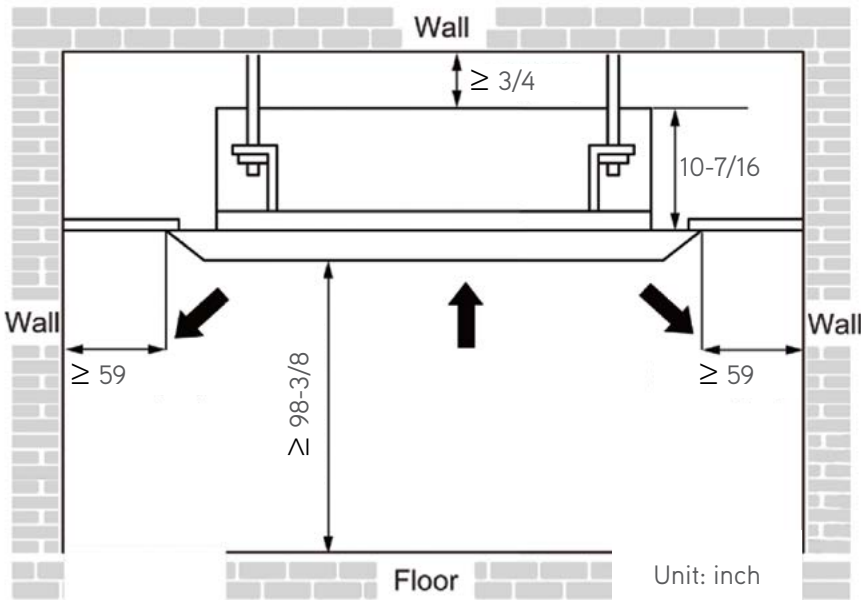
SAP09HP230V1R32AO	
DIMENSIONS	
A	31 11/16
B	34 3/8
C	21 27/32
D	13 1/64
E	14 51/64
F	20 25/32
G	13 21/32



# CLEARANCES

## INDOOR UNIT

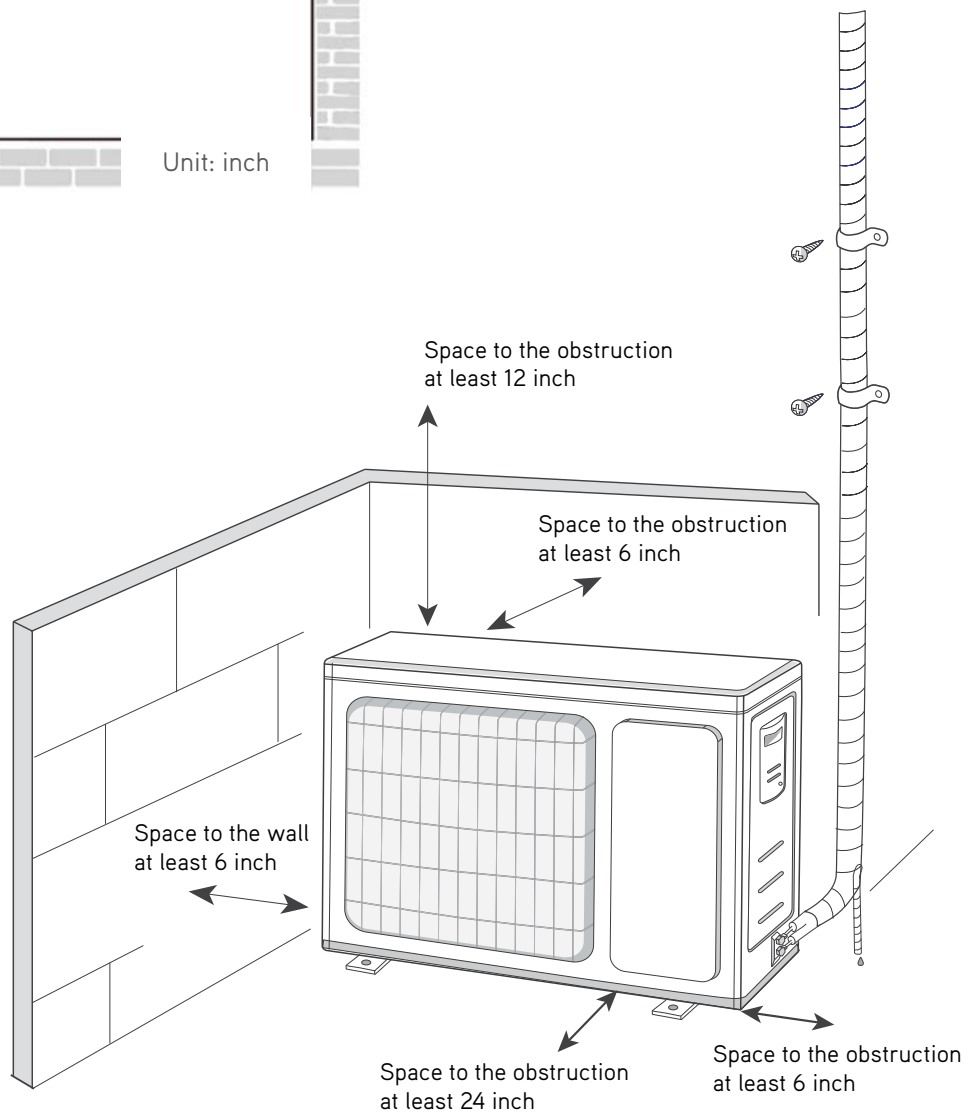
Minimum clearance



## OUTDOOR UNIT

Minimum clearance

**NOTE:**  
If bottom of the unit is free of airflow obstructions similar to the mounting bracket figure, the clearance to the wall on the back can be reduced to 3 inches.



Specifications are subject to change without notice. Manufacturer reserves the right to discontinue or modify specifications or designs without notice or without incurring obligations. All Rights reserved.