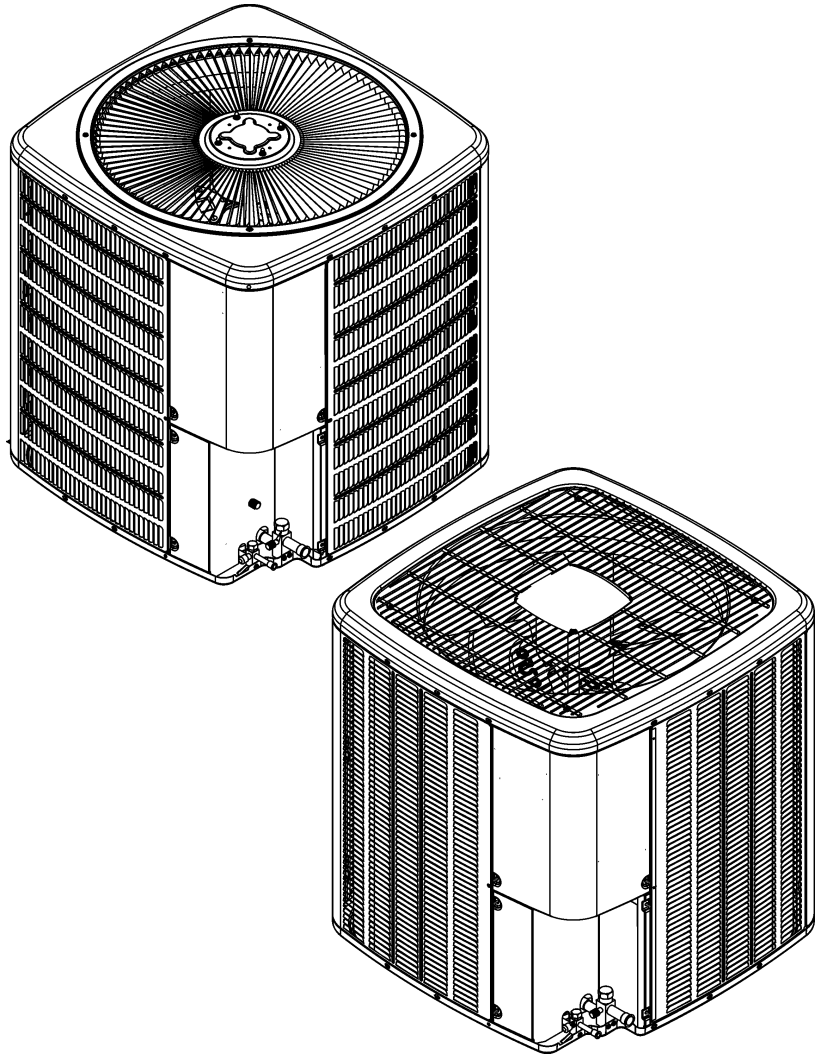


GSX16 Remote Condensing Unit

GSX160311AA
GSX160311AB
GSX160311AC
GSX160311AD
GSX160371AA
GSX160371AB
GSX160371AC
GSX160371AD



This manual is to be used by qualified technicians only.

This manual replaces RP-G4006B.

© 2016 - 2017 Goodman Manufacturing Company, L.P. ♦ 5151 San Felipe St., Suite 500 ♦ Houston, TX 77056

Important Information

Index

Functional Parts List	3
Illustration and Parts	4 - 9

Views shown are for parts illustrations only, not servicing procedures

Text Codes:

AR - As Required

NA - Not Available

NS - Not Shown

00000000 - See Note

QTY - Quantity Example (QTY 3) (If Quantity not shown, Quantity = 1)

M - Model Example (M1) (If M Code not shown, then part is used on all Models)

Expanded Model Nomenclature:

Example M1 - Model#1 M2 - Model#2 M3 - Model#3

Goodman Manufacturing Company, L.P. is not responsible for personal injury or property damage resulting from improper service. Review all service information before beginning repairs.

Warranty service must be performed by an authorized technician, using authorized factory parts. If service is required after the warranty expires, Goodman Manufacturing Company, L.P. also recommends contacting an authorized technician and using authorized factory parts.

Goodman Manufacturing Company, L.P. reserves the right to discontinue, or change at any time, specifications or designs without notice or without incurring obligations.

For assistance within the U.S.A. contact:
Homeowner Support
Goodman Manufacturing Company, L.P.
19001 Kermier Road
Waller, Texas 77484
877-254-4729-Telephone
713-863-2382-Facsimile

For assistance outside the U.S.A. contact:
International Division
Goodman Manufacturing Company, L.P.
19001 Kermier Road
Waller, Texas 77484
713-861-2500-Telephone
713-863-2382-Facsimile

Functional Parts

Part

No: **Description:**

0151R00078	BASE VALVE 3/8"
0151R00080	BASE VALVE 7/8"
CAP050400440CT	CAPACITOR 5/40/440V/DUAL RD (M1, M2, M3, M4)
CAP050450440CT	CAPACITOR 5/45/440V/DUAL RD (M5, M6, M7, M8)
ZP24K5EPFV130	COMP,24000,208/230/60/1 (M1, M2, M3, M4)
ZP31K6EPFV130	COMP,42500,208/230/60/1 (M5, M6, M7, M8)
0131M00060	COND MOTOR 1/6 HP, 1 SP, 8 PL (M1, M5)
0131M00753	COND MOTOR, 1/6HP, 1SP, 8PL, AL (M2, M3, M4, M6, M7, M8)
CONT1P025024V	CONTACTOR 25 AMP, 1P, 24V
0130M00089	CUT-OUT SWITCH, HIGH PRESSURE
10625738	FAN BLADE 26" ALUM CCW (M5, M6, M7, M8)
B1086764	FAN BLADE TYPE 2 (M1, M2, M3, M4)

SPECIAL PARTS

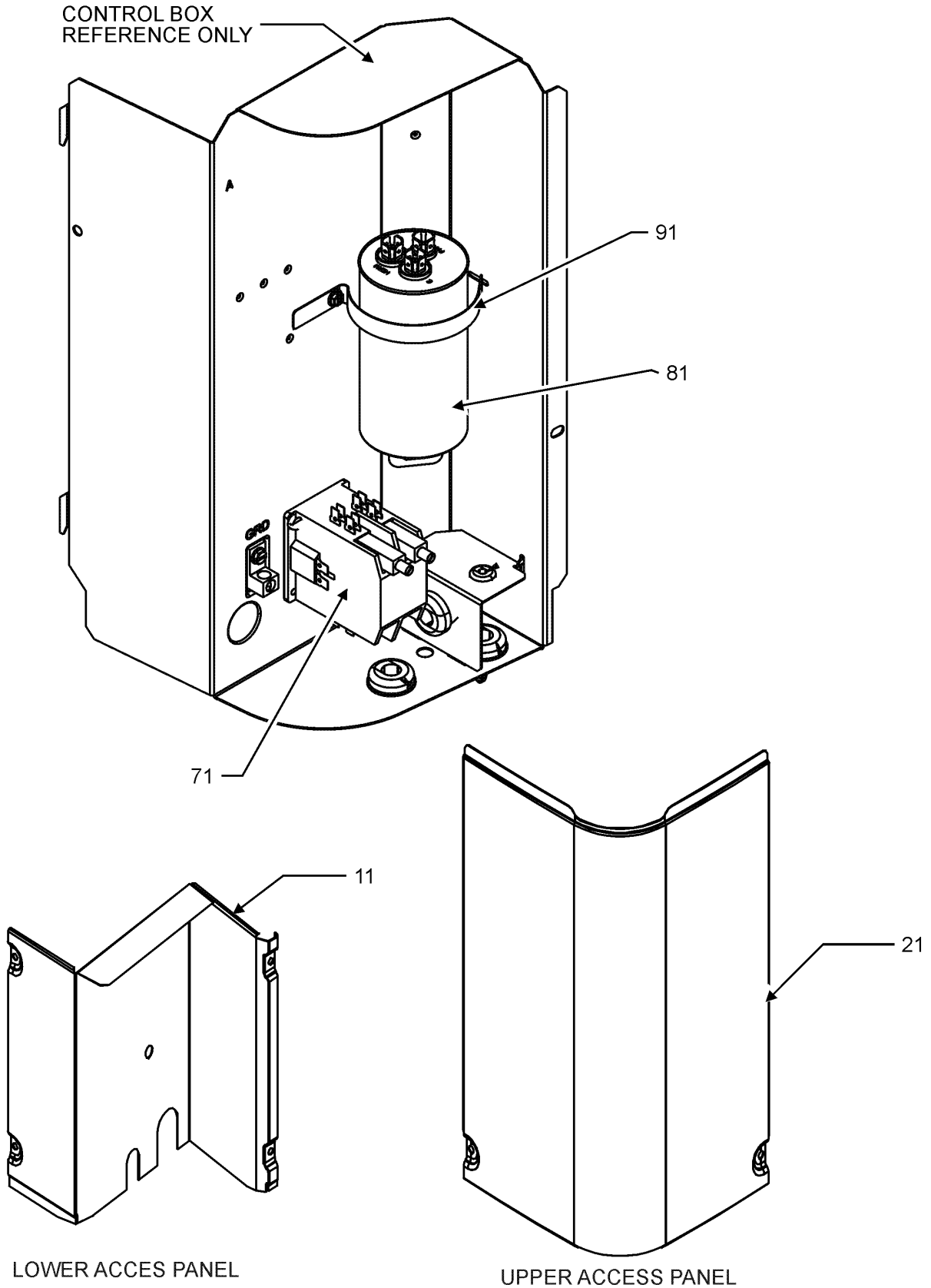
0161R00009P NAMEPLATE

Expanded Model Nomenclature

M1 - GSX160311AA
M2 - GSX160311AB
M3 - GSX160311AC
M4 - GSX160311AD
M5 - GSX160371AA
M6 - GSX160371AB
M7 - GSX160371AC
M8 - GSX160371AD

Control Box Assembly

CONTROL BOX
REFERENCE ONLY



LOWER ACCESS PANEL

UPPER ACCESS PANEL

Control Box Assembly

Ref. Part No:	No:	Description:	Ref. Part No:	No:	Description:
---------------	-----	--------------	---------------	-----	--------------

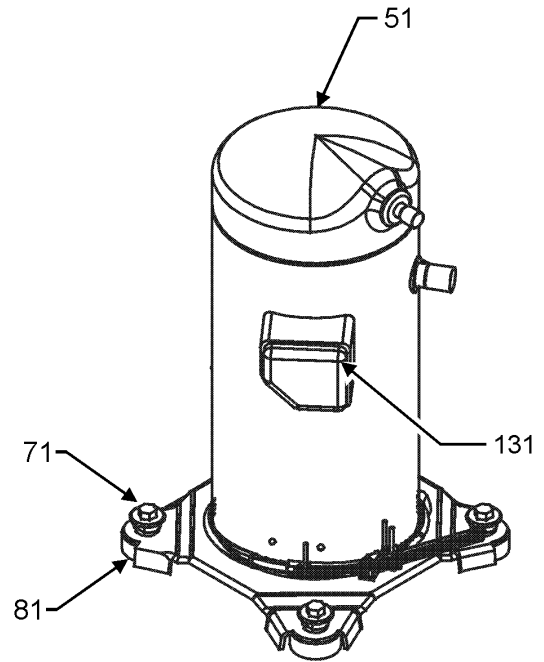
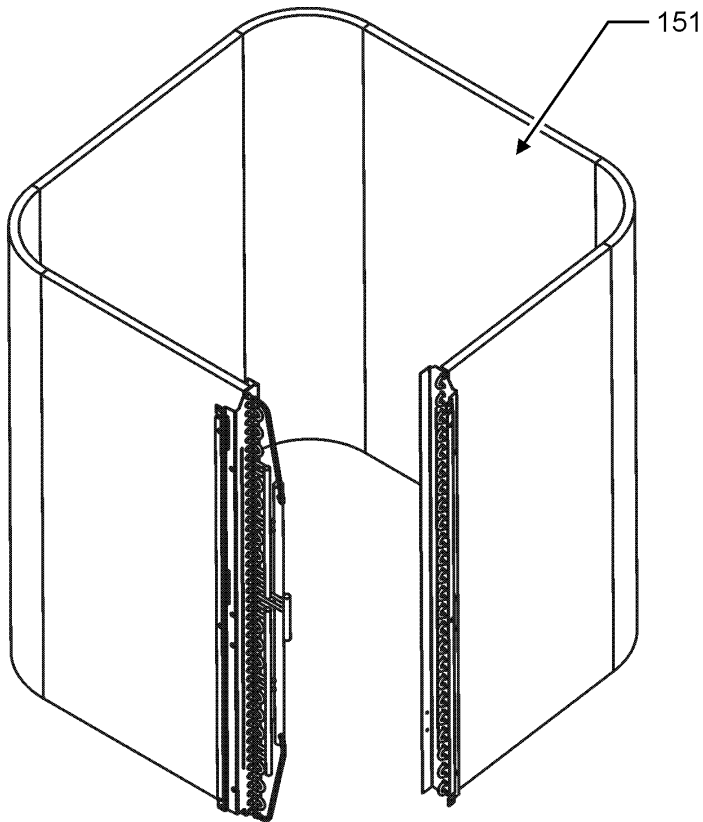
Image 1:

11	0121R00316PDG	PANEL, LOWER ACCESS (M1, M2, M3, M4)
11	0121R00319PDG	PANEL, LOWER ACCESS (M5, M6, M7, M8)
21	0121R00053PDG	CONTROL COVER
71	CONT1P025024V	CONTACTOR 25 AMP, 1P, 24V
81	CAP050400440CT	CAPACITOR 5/40/440V/DUAL RD (M1, M2, M3, M4)
81	CAP050450440CT	CAPACITOR 5/45/440V/DUAL RD (M5, M6, M7, M8)
91	4400065	CAPACITOR STRAP
NS	0161R00009P	NAMEPLATE

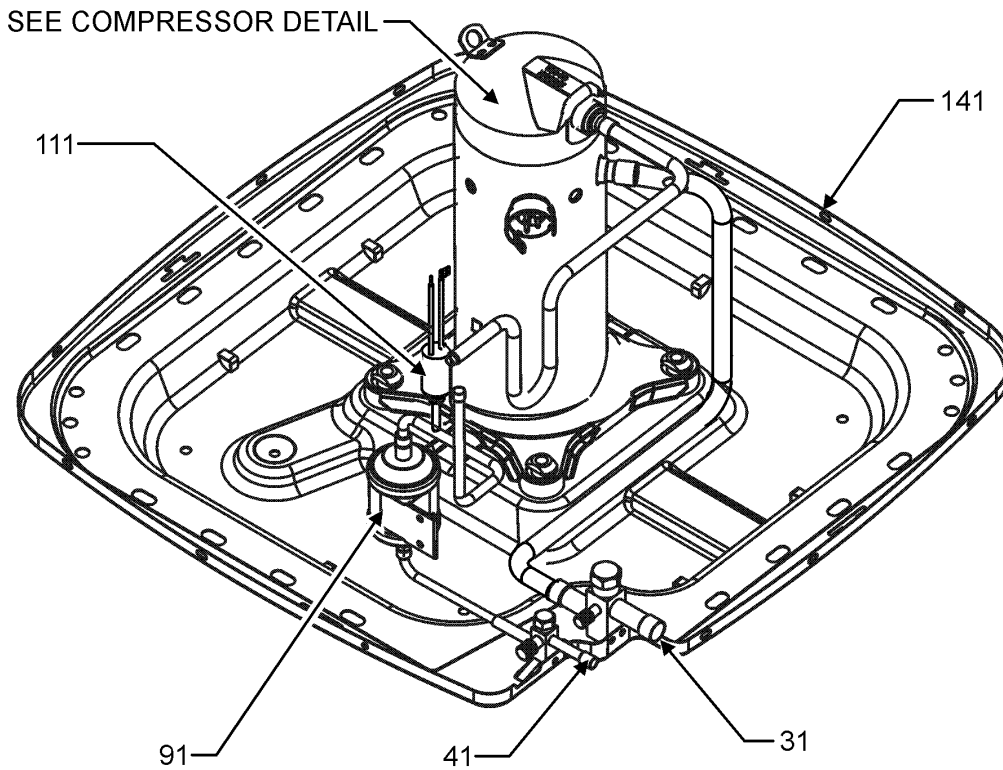
Expanded Model Nomenclature

- M1 - GSX160311AA
- M2 - GSX160311AB
- M3 - GSX160311AC
- M4 - GSX160311AD
- M5 - GSX160371AA
- M6 - GSX160371AB
- M7 - GSX160371AC
- M8 - GSX160371AD

Compressor and Tubing Assembly



COMPRESSOR
DETAIL



Compressor and Tubing Assembly

Ref. Part No: No:	Description:	Ref. Part No: No:	Description:
-------------------	--------------	-------------------	--------------

Image 1:

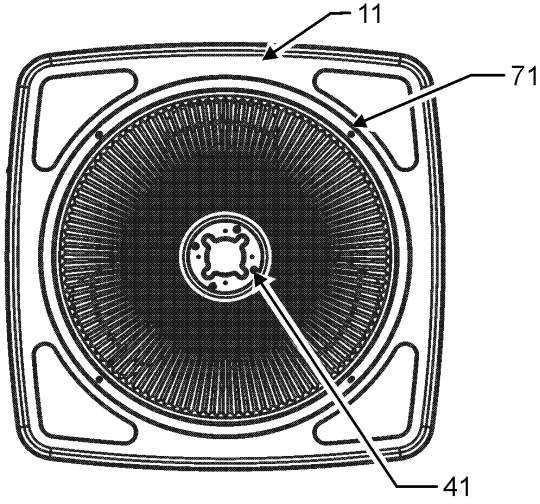
31	0151R00080	BASE VALVE 7/8"
41	0151R00078	BASE VALVE 3/8"
51	ZP24K5EPFV130	COMP,24000,208/230/60/1 (M1, M2, M3, M4)
51	ZP31K6EPFV130	COMP,42500,208/230/60/1 (M5, M6, M7, M8)
71	M0221641	TF SHOULDER SCREW (QTY 4)
81	B1339533	COMPRESSOR GROMMET (QTY 4)
91	0162R00009	FILTER DRIER
111	0130M00089	CUT-OUT SWITCH, HIGH PRESSURE
131	0159R00001P	COMPRESSOR SCROLL HARNESS (M1, M2, M3, M4)
131	0159R00002P	COMPRESSOR SCROLL HARNESS (M5, M6, M7, M8)
141	0121R00006PDG	BASE PAN 29" (M1, M2, M3, M4)
141	0121R00007PDG	BASE PAN 35" (M5, M6, M7, M8)
151	0201R00236	COIL TUBING ASSY (M1, M2, M3, M4)
151	0201R00311	COIL TUBING ASSY (M5, M6, M7, M8)
NS	B1789872	FLOW CHECK PISTON KIT (M5, M6, M7, M8)
NS	B1789865	FLOW CHECK PISTON KIT .065 (M1, M2, M3, M4)

Expanded Model Nomenclature

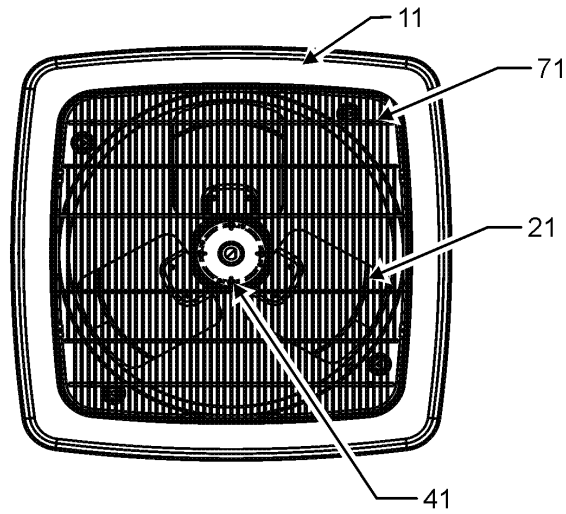
M1 - GSX160311AA
M2 - GSX160311AB
M3 - GSX160311AC
M4 - GSX160311AD
M5 - GSX160371AA
M6 - GSX160371AB
M7 - GSX160371AC
M8 - GSX160371AD

Top and Louver Side Panel Assembly

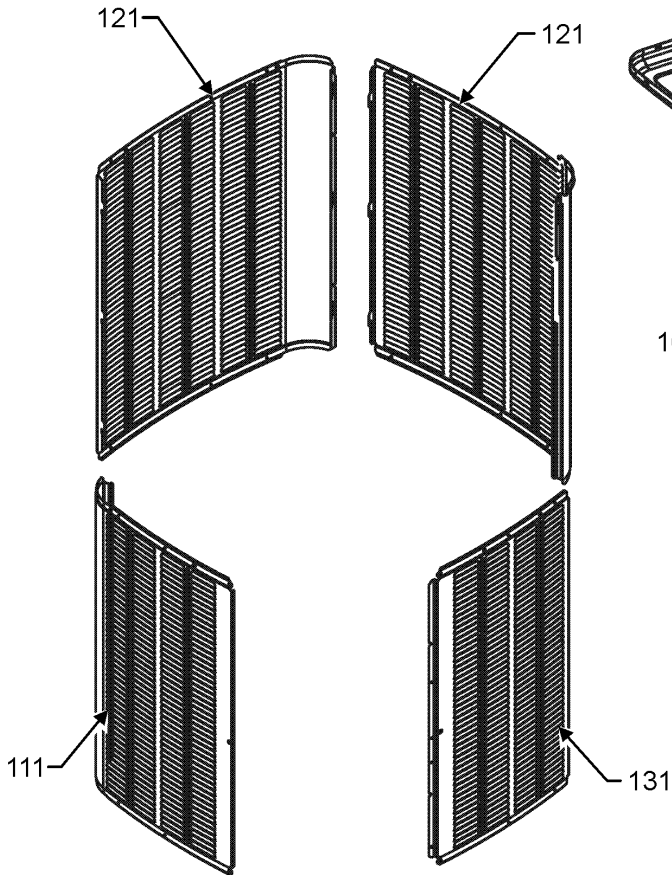
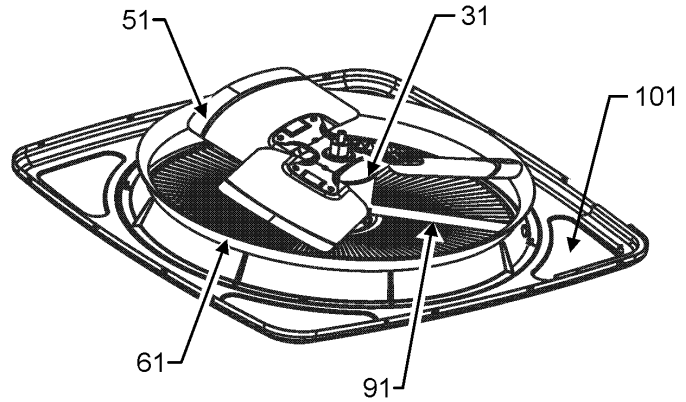
TOP VIEW
STYLE 1



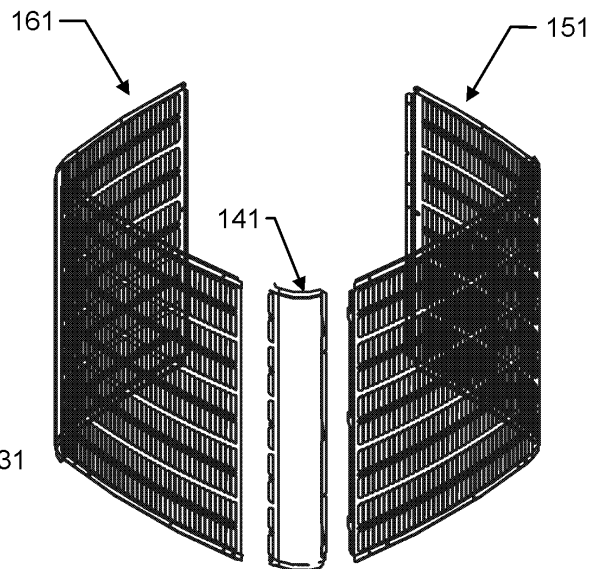
TOP VIEW
STYLE 2



BOTTOM VIEW



LOUVER PANEL ASSEMBLY
STYLE 1



LOUVER PANEL ASSEMBLY
STYLE 2

Top and Louver Side Panel Assembly

Ref. Part No: No:	Description:	Ref. Part No: No:	Description:
-------------------	--------------	-------------------	--------------

Image 1:

11	0121R00010PDG	TOP PANEL 29" (M3, M4)
11	0121R00576PDG	TOP PANEL PAINTED, 29" (M1, M2)
11	0121R00269PDG	Top Panel, 35" Pnt (M7, M8)
11	0121R00013PDG	VENTURI TOP PANEL 35" (M5, M6)
21	0152R00015	GRILLE, WIRE 29" TOP (M1, M2)
21	0152R00016	GRILLE, WIRE 35" TOP (M5, M6)
31	0131M00060	COND MOTOR 1/6 HP, 1 SP, 8 PL (M1, M5)
31	0131M00753	COND MOTOR, 1/6HP, 1SP, 8PL, AL (M2, M3, M4, M6, M7, M8)
41	0163M00006P	ACORN NUT 5/16 HEX BLACK (M3, M4, M7, M8)
41	M0280801	HEX NUT (M1, M2, M5, M6)
51	10625738	FAN BLADE 26" ALUM CCW (M5, M6, M7, M8)
51	B1086764	FAN BLADE TYPE 2 (M1, M2, M3, M4)
61	0161R00007P	VENTURI RING 35" (M7, M8)
61	0161R00064	VENTURI RING, 22IN (M1, M2, M3, M4)
71	0163M00003P	SCREW #10 X 1/2, A, SLOT, SR, BLACK (M1, M2, M5, M6, M7, M8)
71	0163M00004	SCREW #10X3/4", BLACK (M3, M4)
91	0161R00002P	CONDUIT (M1, M2, M3, M4)
91	0161R00004P	CONDUIT (M5, M6, M7, M8)
101	0154R00006	GASKET, CONTROL PANEL
111	0121R00228PDGB	LOUVERED SIDE PANEL [LT OF CNTL PNL] (M5, M6, M7, M8)
121	0121R00231PDGB	LOUVERED SIDE PANEL (M5, M6, M7, M8)
131	0121R00234PDG	LOUVERED SIDE PANEL [RT OF CNTL PNL] (M5, M6, M7, M8)
141	0121R00354PDG	Louver Post, PDG 36.30 (M1, M2, M3, M4)
151	0121R00346PDGRS	LOUVERED PANEL (M1, M2, M3, M4)
161	0121R00346PDGLS	LOUVERED PANEL (M1, M2, M3, M4)
NS	0163M00005P	WASHER, BLACK (.50 OD .218ID) (M3, M4, M7, M8)

Expanded Model Nomenclature

- M1 - GSX160311AA
- M2 - GSX160311AB
- M3 - GSX160311AC
- M4 - GSX160311AD
- M5 - GSX160371AA
- M6 - GSX160371AB
- M7 - GSX160371AC
- M8 - GSX160371AD