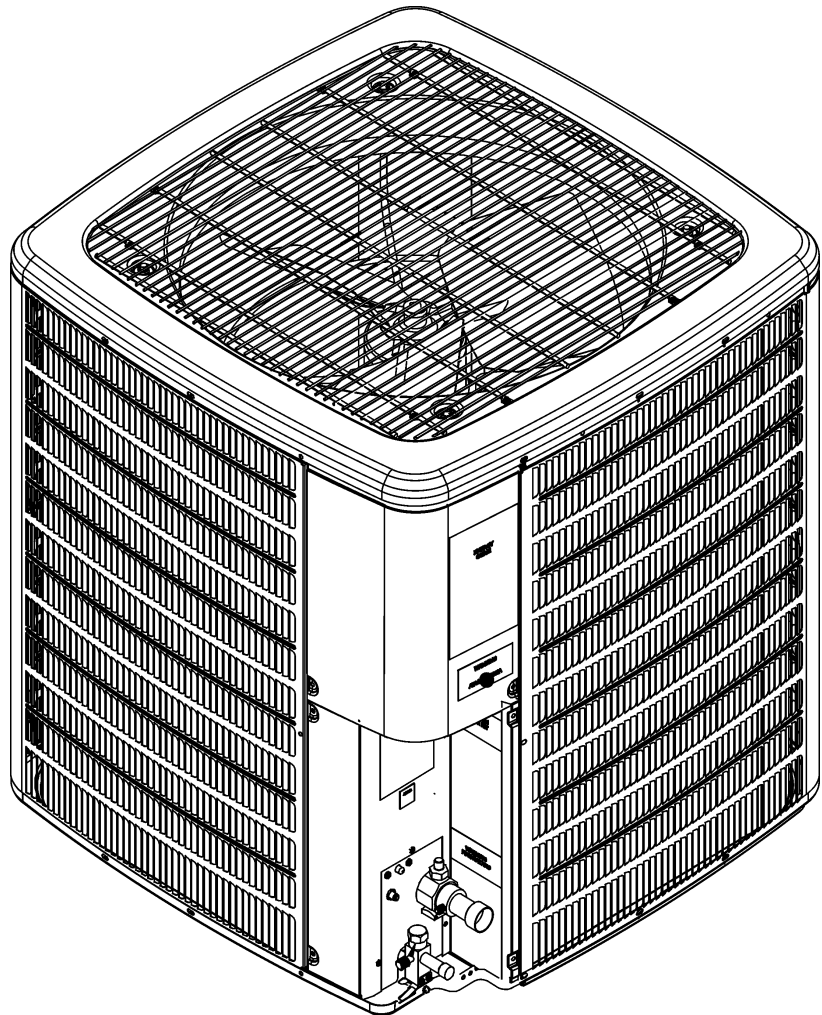


**GSC10 Remote Condensing Unit**

GSC100903AA  
GSC100903AB  
GSC100903AC  
GSC100903AD  
GSC100903AE  
GSC100903AF  
GSC100904AA  
GSC100904AB  
GSC100904AC  
GSC100904AD  
GSC100904AE  
GSC101203AA  
GSC101203AB  
GSC101203BA  
GSC101203BB  
GSC101203BC  
GSC101204AA  
GSC101204AB  
GSC101204BA  
GSC101204BB  
GSC101204BC



This manual is to be used by qualified technicians only.

This manual replaces RP-363F.

© 2006 - 2007, 2011, 2013 - 2015 Goodman Manufacturing Company, L.P. ♦ 5151 San Felipe St., Suite 500 ♦ Houston, TX 77056

# Important Information

---

## Index

Functional Parts List .....	3
Illustration and Parts .....	4 - 9

*Views shown are for parts illustrations only, not servicing procedures*

### Text Codes:

AR - As Required

NA - Not Available

NS - Not Shown

00000000 - See Note

QTY - Quantity Example (QTY 3) (If Quantity not shown, Quantity = 1)

M - Model Example (M1) (If M Code not shown, then part is used on all Models)

### Expanded Model Nomenclature:

Example M1 - Model#1 M2 - Model#2 M3 - Model#3
---

Goodman Manufacturing Company, L.P. is not responsible for personal injury or property damage resulting from improper service. Review all service information before beginning repairs.

Warranty service must be performed by an authorized technician, using authorized factory parts. If service is required after the warranty expires, Goodman Manufacturing Company, L.P. also recommends contacting an authorized technician and using authorized factory parts.

Goodman Manufacturing Company, L.P. reserves the right to discontinue, or change at any time, specifications or designs without notice or without incurring obligations.

For assistance within the U.S.A. contact:  
Consumer Affairs Department  
Goodman Manufacturing Company, L.P.  
7401 Security Way  
Houston, Texas 77040  
877-254-4729-Telephone  
713-863-2382-Facsimile

For assistance outside the U.S.A. contact:  
International Division  
Goodman Manufacturing Company, L.P.  
7401 Security Way  
Houston, Texas 77040  
713-861-2500-Telephone  
713-863-2382-Facsimile

# Functional Parts

## Part

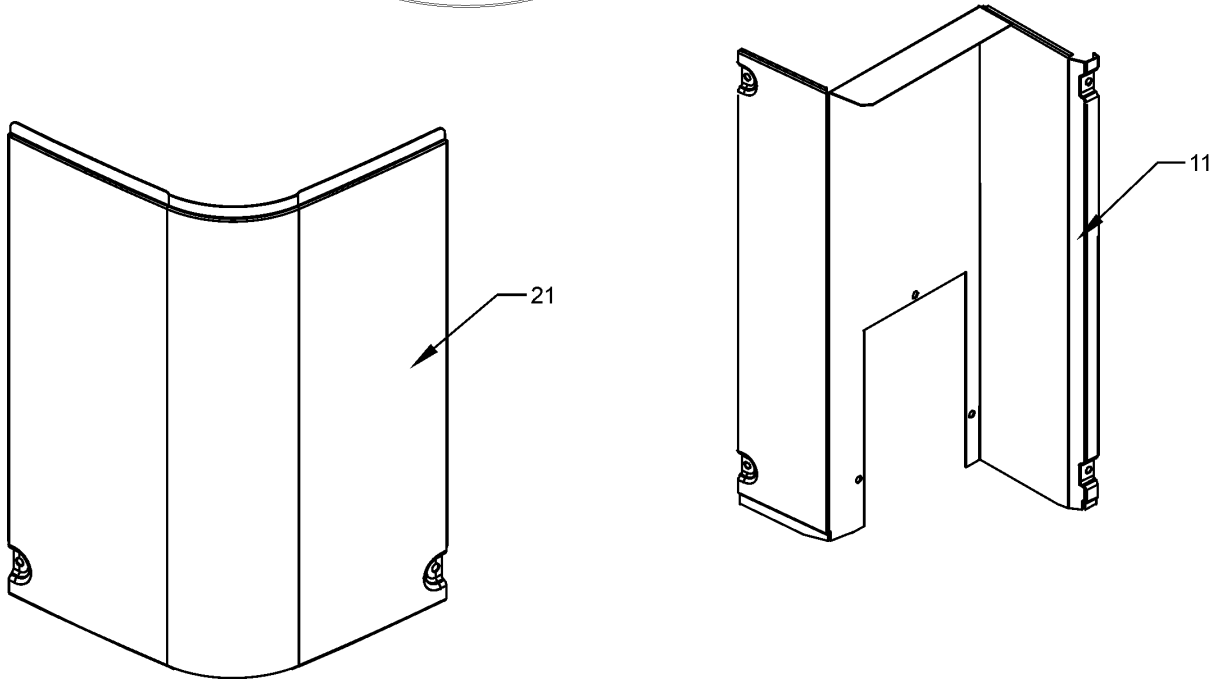
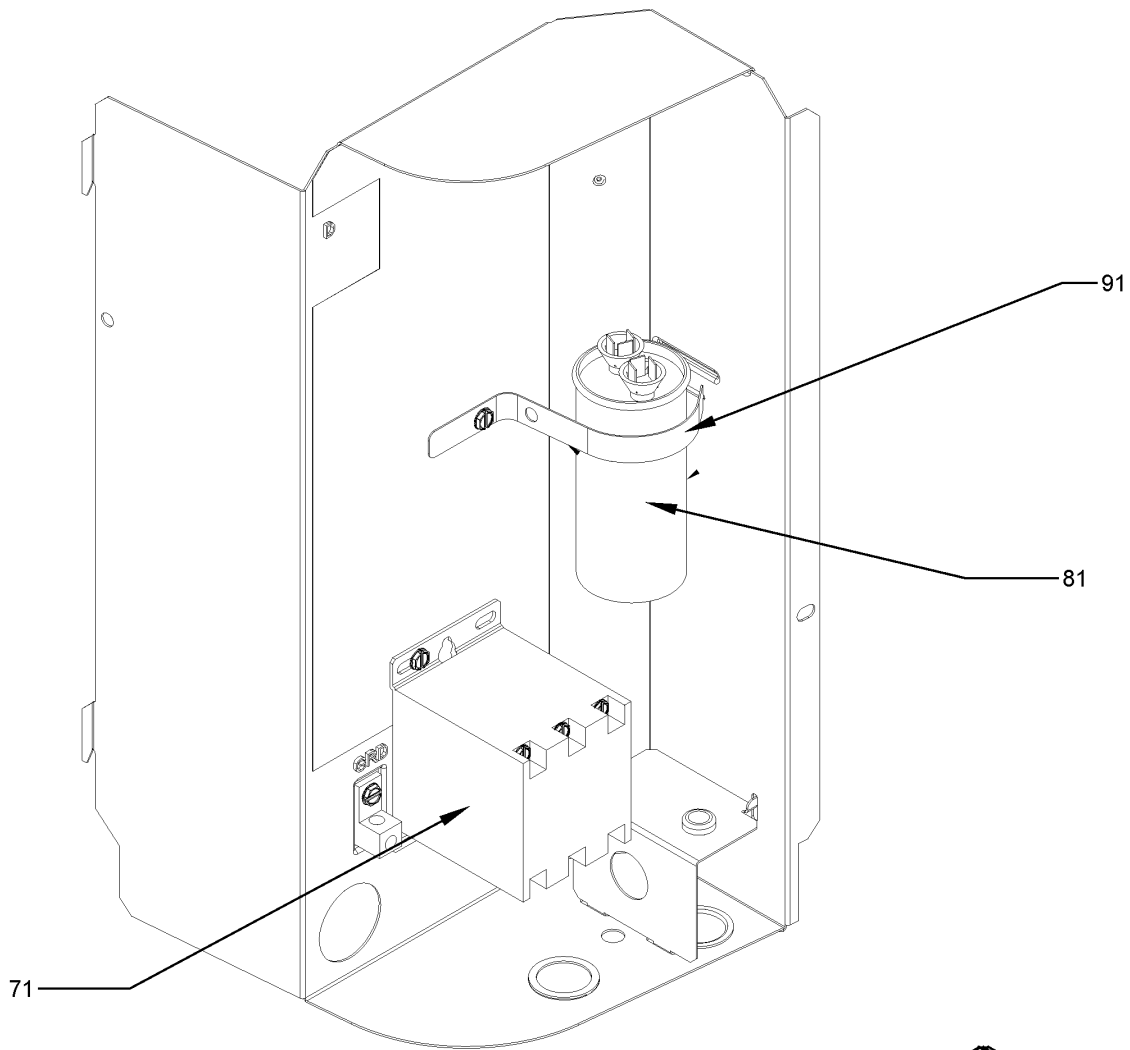
**No:**            **Description:**

Part No:	Description:	Expanded Model Nomenclature
0151R00030	1 1/8" SERVICE VALVE (M1, M2, M3, M4, M5, M6, M7, M8, M9, M10, M11, M14, M15, M16, M19, M20, M21)	M1 - GSC100903AA M2 - GSC100903AB
B1282574	1 1/8" SERVICE VALVE (M12, M13, M17, M18)	M3 - GSC100903AC
B1282573	5/8" SERVICE VALVE	M4 - GSC100903AD M5 - GSC100903AE
CAP200000440CP	CAP, 20 MFD/440V/ RD	M6 - GSC100903AF
ZR108KCTF5250	COMP, 10900,200/230/60/3 (M12, M13, M14)	M7 - GSC100904AA
ZR108KCETF5250	COMP, 10900,200/230/60/3 (M15, M16)	M8 - GSC100904AB
ZR108KCTFD250	COMP, 10900,460/60/3 (M17, M19)	M9 - GSC100904AC
ZR108KCETFD250	COMP, 10900,460/60/3 (M18, M20, M21)	M10 - GSC100904AD
ZR84KCTFD250	COMP, 85500,460/60/3 (M7, M9)	M11 - GSC100904AE
ZR84KCTF5250	COMP, 85500/200/230/60/3 (M1, M4)	M12 - GSC101203AA
ZR84KCETF5250	COMP, 85500/200/230/60/3 (M2, M3, M5, M6)	M13 - GSC101203AB
ZR84KCETFD250	COMP, 85500460/60/3 (M8, M10, M11)	M14 - GSC101203BA
0131M00040	COND MOTOR 1 HP, 1 SP, 230V (M1, M2, M3, M4, M5, M6, M12, M13, M14, M15, M16)	M15 - GSC101203BB
0131M00041	COND MOTOR 1 HP, 1 SP, 460V (M7, M8, M9, M10, M11, M17, M18, M19, M20, M21)	M16 - GSC101203BC
CONT3P040024V	CONTACTOR 40 AMP, 3P, 24V	M17 - GSC101204AA
B1243732	CRANKCASE HEATER 460V, 75 WATTS (M7, M8, M9, M10, M11, M17, M18, M19, M20, M21)	M18 - GSC101204AB
0163L00062	CRANKCASE HEATER 75W, 240V (M1, M2, M3, M4, M5, M6, M12, M13, M14, M15, M16)	M19 - GSC101204BA
B1360721	CUT-OUT SWITCH, HIGH PRESSURE	M20 - GSC101204BB
0130R00058	CUT-OUT SWITCH, LOW PRESSURE	M21 - GSC101204BC
B1086768	FAN BLADE 26" (M1, M7, M12, M17)	
0150M00049	FAN BLADE, 26" (M2, M3, M4, M5, M6, M8, M9, M10, M11, M13, M14, M15, M16, M18, M19, M20, M21)	

## SPECIAL PARTS

0161R00009P      NAMEPLATE

# Control Box Assy



# Control Box Assy

Ref. Part No: No:	Description:	Ref. Part No: No:	Description:
-------------------	--------------	-------------------	--------------

**Image 1:**

11	0121R00330PDG	LOWER ACCESS PANEL (M3, M4, M5, M6, M9, M10, M11, M14, M15, M16, M19, M20, M21)
11	4400211PDG	LOWER ACCESS PANEL (M1, M2, M7, M8)
11	4400212PDG	LOWER ACCESS PANEL (M12, M13, M17, M18)
21	0121R00053PDG	CONTROL COVER (M2, M3, M4, M5, M6, M8, M9, M10, M11, M13, M14, M15, M16, M18, M19, M20, M21)
21	4400064PDG	CONTROL COVER (M1, M7, M12, M17)
71	CONT3P040024V	CONTACTOR 40 AMP, 3P, 24V
81	CAP200000440CP	CAP, 20 MFD/440V/ RD
91	4400065	CAPACITOR STRAP
NS	0161R00009P	NAMEPLATE
NS	B1372801	SIGHT GLASS CL90/120

**Expanded Model Nomenclature**

M1 - GSC100903AA
M2 - GSC100903AB
M3 - GSC100903AC
M4 - GSC100903AD
M5 - GSC100903AE
M6 - GSC100903AF
M7 - GSC100904AA
M8 - GSC100904AB
M9 - GSC100904AC
M10 - GSC100904AD
M11 - GSC100904AE
M12 - GSC101203AA
M13 - GSC101203AB
M14 - GSC101203BA
M15 - GSC101203BB
M16 - GSC101203BC
M17 - GSC101204AA
M18 - GSC101204AB
M19 - GSC101204BA
M20 - GSC101204BB
M21 - GSC101204BC

# Compressor / Tubing Assy

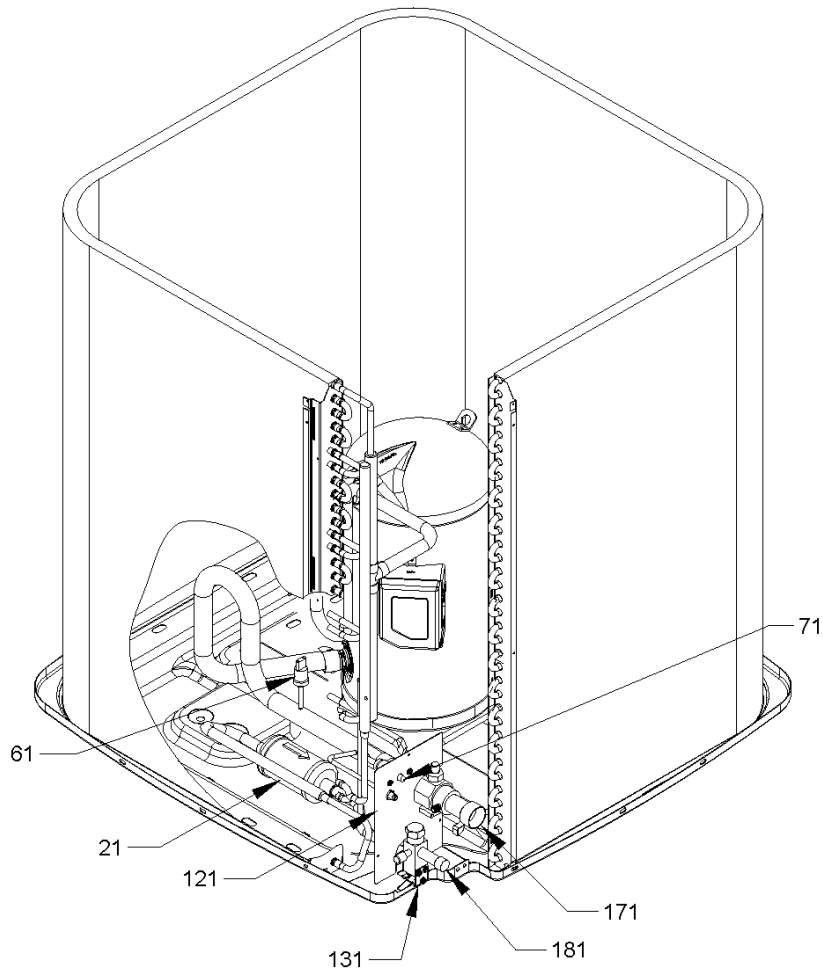


Image 1

Image 2

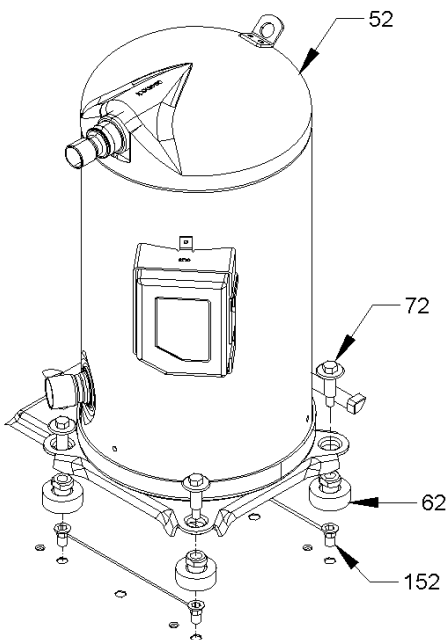
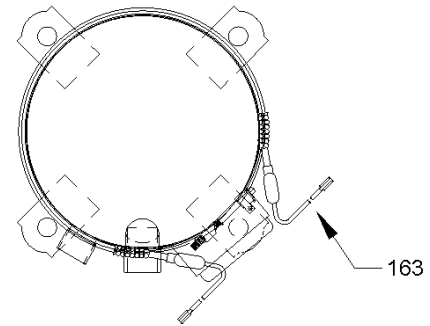


Image 3

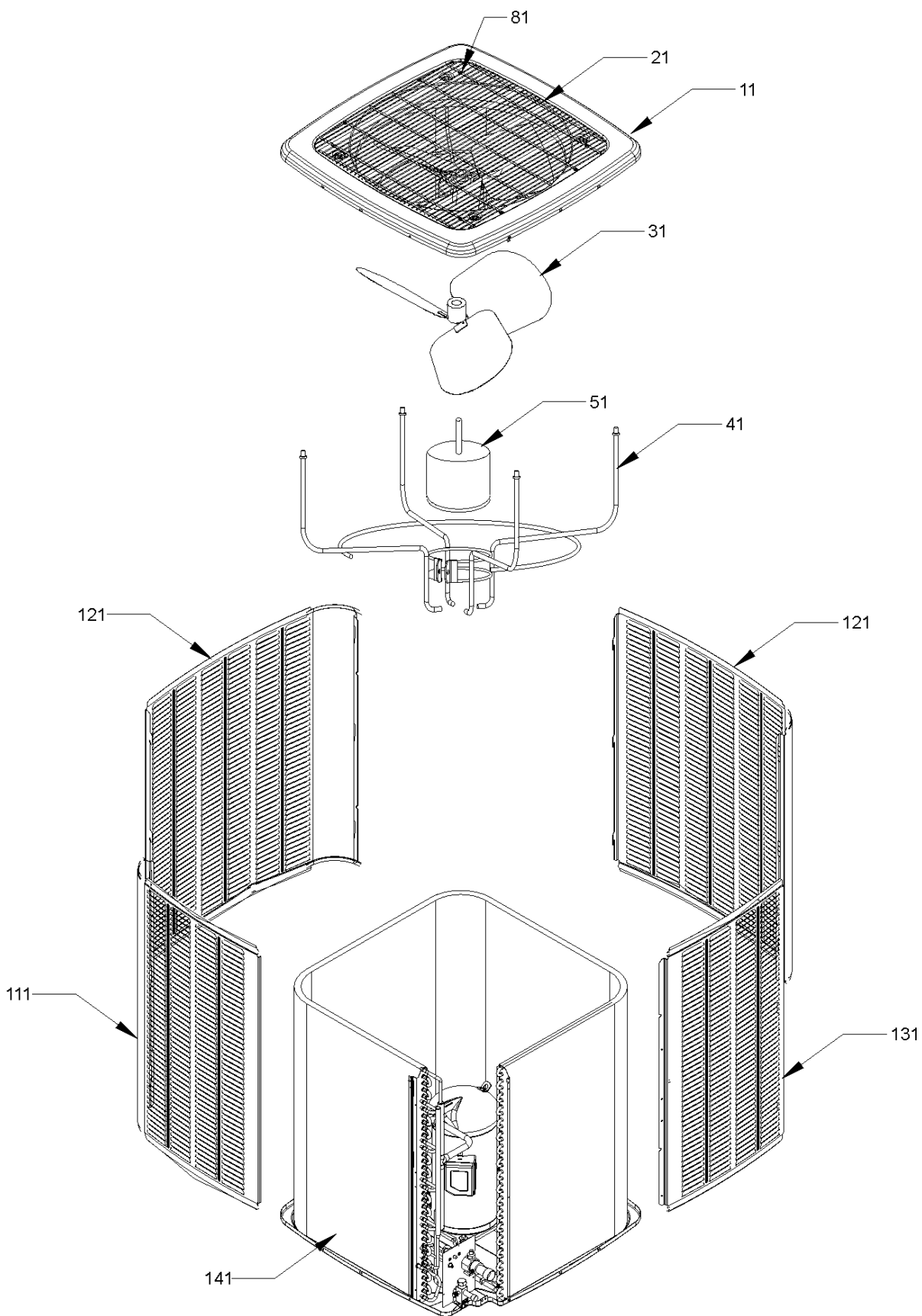


TOP VIEW OF COMPRESSOR

# Compressor / Tubing Assy

Ref. Part No: No:	Description:	Ref. Part No: No:	Description:
<b>Image 1:</b>		<b>Expanded Model Nomenclature</b>	
21	B1219228	FILTER DRIER	M1 - GSC100903AA
61	0130R00058	CUT-OUT SWITCH, LOW PRESSURE	M2 - GSC100903AB
71	B1360721	CUT-OUT SWITCH, HIGH PRESSURE	M3 - GSC100903AC
121	0121R00300PDG	BALL VALVE MOUNTING PANEL (M1, M2, M3, M4, M5, M6, M7, M8, M9, M10, M11, M14, M15, M16, M19, M20, M21)	M4 - GSC100903AD
121	4400220PDG	BALL VALVE MOUNTING PANEL (M12, M13, M17, M18)	M5 - GSC100903AE
131	0121R00007PDG	BASE PAN 35" (M2, M3, M4, M5, M6, M8, M9, M10, M11, M13, M14, M15, M16, M18, M19, M20, M21)	M6 - GSC100903AF
131	4400012PDG	BASE PAN 35" (M1, M7, M12, M17)	M7 - GSC100904AA
171	0151R00030	1 1/8" SERVICE VALVE (M1, M2, M3, M4, M5, M6, M7, M8, M9, M10, M11, M14, M15, M16, M19, M20, M21)	M8 - GSC100904AB
171	B1282574	1 1/8" SERVICE VALVE (M12, M13, M17, M18)	M9 - GSC100904AC
181	B1282573	5/8" SERVICE VALVE	M10 - GSC100904AD
			M11 - GSC100904AE
			M12 - GSC101203AA
			M13 - GSC101203AB
			M14 - GSC101203BA
			M15 - GSC101203BB
			M16 - GSC101203BC
			M17 - GSC101204AA
			M18 - GSC101204AB
			M19 - GSC101204BA
			M20 - GSC101204BB
			M21 - GSC101204BC
<b>Image 2:</b>			
52	ZR108KCETF5250	COMP,10900,200/230/60/3 (M15, M16)	
52	ZR108KCTF5250	COMP,10900,200/230/60/3 (M12, M13, M14)	
52	ZR108KCETFD250	COMP,10900,460/60/3 (M18, M20, M21)	
52	ZR108KCTFD250	COMP,10900,460/60/3 (M17, M19)	
52	ZR84KCTFD250	COMP,85500,460/60/3 (M7, M9)	
52	ZR84KCETF5250	COMP,85500/200/230/60/3 (M2, M3, M5, M6)	
52	ZR84KCTF5250	COMP,85500/200/230/60/3 (M1, M4)	
52	ZR84KCETFD250	COMP,85500460/60/3 (M8, M10, M11)	
62	0164M00018	COMPRESSOR GROMMET (QTY 4)	
72	B1393740	COMPRESSOR BOLT & SLEEVE (QTY 4)	
152	B1393027	HEX NUT INSERT 5/16-18 (QTY 4)	
<b>Image 3:</b>			
163	B1243732	CRANKCASE HEATER 460V, 75 WATTS (M7, M8, M9, M10, M11, M17, M18, M19, M20, M21)	
163	0163L00062	CRANKCASE HEATER 75W, 240V (M1, M2, M3, M4, M5, M6, M12, M13, M14, M15, M16)	

# Cabinet Top & Side Panels / Cond Coil



# Cabinet Top & Side Panels / Cond Coil

Ref. Part No: No:	Description:	Ref. Part No: No:	Description:
<b>Image 1:</b>		<b>Expanded Model Nomenclature</b>	
11	0121R00013PDG VENTURI TOP PANEL 35" (M2, M3, M4, M5, M6, M8, M9, M10, M11, M13, M14, M15, M16, M18, M19, M20, M21)	M1 - GSC100903AA	
11	4400094PDG VENTURI TOP PANEL 35" (M1, M7, M12, M17)	M2 - GSC100903AB	
21	0152R00013 WIRE GRILL 35"	M3 - GSC100903AC	
31	B1086768 FAN BLADE 26" (M1, M7, M12, M17)	M4 - GSC100903AD	
31	0150M00049 FAN BLADE, 26" (M2, M3, M4, M5, M6, M8, M9, M10, M11, M13, M14, M15, M16, M18, M19, M20, M21)	M5 - GSC100903AE	
41	0121R00301 BRACKET, MOTOR MOUNTING	M6 - GSC100903AF	
51	0131M00040 COND MOTOR 1 HP, 1 SP, 230V (M1, M2, M3, M4, M5, M6, M12, M13, M14, M15, M16)	M7 - GSC100904AA	
51	0131M00041 COND MOTOR 1 HP, 1 SP, 460V (M7, M8, M9, M10, M11, M17, M18, M19, M20, M21)	M8 - GSC100904AB	
81	0163M00003P SCREW #10 X 1/2, A, SLOT, SR, BLACK (QTY 8)	M9 - GSC100904AC	
111	0121R00044PDGB LOUVERED SIDE PANEL (M13, M18)	M10 - GSC100904AD	
111	0121R00043PDGB LOUVERED SIDE PANEL [LT OF CNTL PNL] (M2, M3, M4, M5, M6, M8, M9, M10, M11, M14, M15, M16, M19, M20, M21)	M11 - GSC100904AE	
111	4400138PDG LOUVERED SIDE PANEL [LT OF CNTL PNL] (M1, M7)	M12 - GSC101203AA	
111	4400183PDG LOUVERED SIDE PANEL [LT OF CNTL PNL] (M12, M17)	M13 - GSC101203AB	
121	0121R00047PDGB LOUVERED SIDE PANEL (M2, M3, M4, M5, M6, M8, M9, M10, M11, M14, M15, M16, M19, M20, M21)	M14 - GSC101203BA	
121	0121R00048PDGB LOUVERED SIDE PANEL (M13, M18)	M15 - GSC101203BB	
121	4400140PDG LOUVERED SIDE PANEL (M1, M7)	M16 - GSC101203BC	
121	4400190PDG LOUVERED SIDE PANEL (M12, M17)	M17 - GSC101204AA	
131	0121R00052PDG LOUVERED SIDE PANEL (M13, M18)	M18 - GSC101204AB	
131	0121R00051PDG LOUVERED SIDE PANEL [RT OF CNTL PNL] (M2, M3, M4, M5, M6, M8, M9, M10, M11, M14, M15, M16, M19, M20, M21)	M19 - GSC101204BA	
131	4400142PDG LOUVERED SIDE PANEL [RT OF CNTL PNL] (M1, M7)	M20 - GSC101204BB	
131	4400197PDG LOUVERED SIDE PANEL [RT OF CNTL PNL] (M12, M17)	M21 - GSC101204BC	
141	0201R00079S TUBING ASSY, COND COIL (M1, M2, M3, M4, M5, M6, M7, M8, M9, M10, M11)		
141	0201R00081S TUBING ASSY, COND COIL (M12, M13, M17, M18)		
141	0201R00377 TUBING ASSY, COND COIL (M14, M15, M16, M19, M20, M21)		
NS	0154R00006 GASKET, CONTROL PANEL		
NS	B1393024 SCREW HWH,10 X 1/2, A, YZD, SLOT, SR (QTY 4)		
NS	B1393804 SCREW HWH,10 X 1/2, A, YZD, SLOT, SR		