



DRIVEN BY POSSIBILITY™

SUPER HC™ MN AND TRI-POWER™ BELTS

THE PERFECT V-BELTS FOR YOUR IMPERFECT CONDITIONS

The combination of a wide range of jobs, ever-evolving technology, and numerous emerging applications can make choosing the right industrial belt drive seem complicated. Luckily, no matter what is ahead, Gates is there with quality v-belt solutions like Super HC Molded Notch (MN) and Tri-Power.

These two popular families of cost-effective, high-load carrying, and flexible v-belts are made of high-performance Ethylene Elastomer (EE) materials to excel from beverage bottling plants to mixing and grinding facilities.

SUPER HC MN:

**NARROW
CROSS-
SECTION**



TRI-POWER:

**CLASSICAL
CROSS-
SECTION**



FEATURES AND BENEFITS

- Wider temperature range than previous generation V-belts due to EE materials: -60°F to +250°F (-51°C to +121°C)
- High performance, synthetic rubber compounds resist wear increasing belt life
- Belt edge machined for even sheave groove contact, resulting in smoother running, less slip and wear
- Good resistance to occasional exposure to oil and chemicals
- Meets ARPM IP-3-3 and ISO 1813 static-conductivity standards
- REACH compliant
- Suitable for RoHS required applications

15%*

INCREASED CAPACITY

25%*

**DECREASE IN RECOMMENDED
MINIMUM PULLEY DIAMETER
ACROSS PRODUCT FAMILIES**



**EXCELLENT
PERFORMANCE-TO-COST RATIO**



*On average vs wrapped/banded belts. Figures vary based on size.

PRODUCT ATTRIBUTES

SUPER HC MN: MORE POWER IN A SMALLER SPACE	TRI-POWER: TRIED AND TRUE REPLACEMENT OPTION
Raw edge, molded notch	Raw edge, molded notch
NARROW cross-section	CLASSICAL cross-section
Reduces space by allowing for more compact drive designs	The go-to belt for classical section sheaves
RECOMMENDED FOR: Industrial heavy-duty, narrow section V-belt drives where space, weight, and horsepower capacity are critical. Ideal when designing new drives or replacing sheaves on existing drives.	RECOMMENDED FOR: Industrial applications where small sheave diameters are required. Ideal for applications where sheave replacement is not a possibility or like-for like replacement is preferred.

AVAILABLE CROSS SECTIONS

SECTION	WIDTH (W) in (mm)	HEIGHT (H) in (mm)	 SINGLE STRAND
3VX/XPZ	.375 (10)	.328 (8)	 POWERBAND
XPA	.512 (13)	.394 (10)	
5VX/XPB	.625 (16)	.563 (13)	
8VX	1 (25)	.828 (21)	

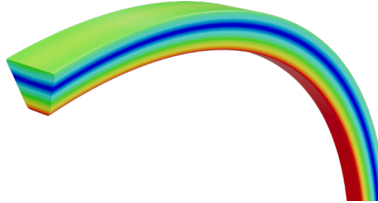
SECTION	WIDTH (W) in (mm)	HEIGHT (H) in (mm)	 SINGLE STRAND
AX	.5 (13)	.313 (8)	 POWERBAND
BX	.656 (17)	.406 (10)	
CX	.875 (22)	.531 (13)	

GATES BANDLESS ADVANTAGE


BENDING STRESS COMPARISON

When space is at a premium, drives are often designed with small pulleys. Notched belts excel by reducing the bending stress and heat generation while extending belt life.

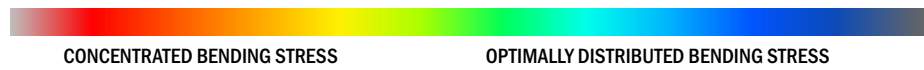
Not all notches are created equal, it requires a balance between flexibility and stress distribution. Meeting one of these is easy, meeting both presents quite a challenge.



Using Finite Element Analysis (FEA), the increased bending stresses are clearly visible on a belt without notches.



Molding notches into the belt helps reduce and spread out these stresses.



SUPER HC MN AND TRI-POWER CAN ENHANCE THE PERFORMANCE OF YOUR OPERATION IN **NUMEROUS MARKETS:**



AGRICULTURE



DIVERSIFIED INDUSTRIAL



FOOD AND BEVERAGE



MATERIAL HANDLING



PULP AND PAPER



WATER TREATMENT



NEED HELP DECIDING WHICH BELT IS BEST FOR YOUR APPLICATION? USE **DESIGN POWER**