



---

CATALOG NO.	19993
EDITION	2021
SUPERSEDES	19993 (2015)

# **GATES INDUSTRIAL POWER TRANSMISSION**

**PRODUCT CATALOG**





# GATES® INDUSTRIAL POWER TRANSMISSION

## GATES. DRIVEN BY POSSIBILITY.

If it runs, we can help it run better. Gates is a global leader in power transmission and fluid power products and services. We serve customers across industries, bringing relentless innovation, and uncompromising quality to every product we make. Our reputation is built on over a century of experience, but everything we do is geared towards powering the future.

### POWER TRANSMISSION DIVISION

In 1917, John Gates revolutionized industrial machinery with the world's first rubber V-Belt, and began the legacy of advanced design that defines Gates. In 1946, Gates invented the first toothed timing belt, known as the synchronous belt. In 1979, we created the multi-ribbed belt that changed automotive transmission as we know it. Continuous innovation isn't just what we do. It's who we are.

Trust the leaders in research, design, material science, and the manufacturing of the best power transmission solutions in the world - only with Gates.

### ENGINEERED TO EXCEED EXPECTATIONS


The Gates brand is a promise. A promise that all of our products have been manufactured to the highest possible standards. In nearly every corner of industry and nearly every working environment imaginable, when a part has to do the job it was designed for, it has to be Gates.

### WHERE OTHERS SEE THE UNKNOWN, WE SEE POSSIBILITY

Change is a part of the Gates DNA. We never stand still, but are always looking for ways to meet emerging challenges head-on with solutions that accelerate our partners' growth and development.

### COMMITTED TO YOUR BUSINESS

In every engagement, we work tirelessly to listen to our partners and to develop solutions for their challenges that change their business for the better. Our greatest achievement is their success.





# PRODUCT OVERVIEW

## 1. SYNCHRONOUS BELTS


POLY CHAIN® GT™ CARBON™ .....	4
POLY CHAIN® ADV™ .....	5
POLY CHAIN® CARBON™ VOLT™ .....	6
POLY CHAIN® GT CARBON™ EXTENDED LENGTH .....	7
CURVE SAW POLY CHAIN® GT2™ .....	8
POWERGRIP™ GT4™ .....	9
POWERGRIP™ GT3™ .....	10
POWERGRIP™ HTD™ .....	11
POWERGRIP™ TIMING .....	12
COTTON CLEANER BELTS .....	13
POWERGRIP™ TWIN POWER .....	14
LONG-LENGTH .....	15
SYNCHRO-POWER™ .....	16

## 2. V-BELTS

PREDATOR™ SINGLE & POWERBAND™ .....	18
SUPER HC™ XP™ & SUPER HC™ XP™ POWERBAND™ .....	19
SUPER HC™ MOLDED NOTCH & MOLDED NOTCH POWERBAND™ .....	20
SUPER HC™ & SUPER HC™ POWERBAND™ .....	21
TRI-POWER™ & TRI-POWER™ POWERBAND™ .....	22
HI-POWER™ II & HI-POWER™ II POWERBAND™ .....	23
METRIC-POWER™ .....	24
XTREME V-FORCE™ PRO .....	25
HI-POWER™ DUBL-V & DUBL-V FEATHER PICKER .....	26
TRUFLEX™ - LIGHT DUTY .....	27
POWERATED™ .....	28
MULTI-SPEED .....	29
POLYFLEX™ & POLYFLEX™ JB™ .....	30
MICRO-V™ .....	31
POWER ROUND™ & ROUND ENDLESS .....	32
NU-T-LINK™ .....	33
EASY-SPLICE .....	34

## 3. SYNCHRONOUS METAL

POLY CHAIN® GT SPROCKETS .....	36
POWERGRIP™ SPROCKETS & PULLEYS .....	37



# 1. SYNCHRONOUS BELTS



# POLY CHAIN® GT™ CARBON™

## POLYURETHANE SYNCHRONOUS BELT WITH OPTIMIZED CURVILINEAR GT TOOTH PROFILE

Give yourself a competitive advantage by designing in the Gates Poly Chain GT Carbon drive system instead of roller chain in your next power transmission application.


The patented use of carbon fiber as the tensile cord in this belt provides increased horsepower rating for greater power density and compactness. When combined with Gates Poly Chain GT sprockets, you have a lightweight, long-lasting, maintenance-free system that's more than a match for roller chain.

### CONSTRUCTION + SPECIFICATIONS

- Durable **polyurethane construction** resists chemicals, oil, pollutants, and abrasion.
- Robust **carbon tensile cord** combines minimal stretch with extraordinary strength and load carrying capacity.
- Gates **curvilinear tooth profile** provides high shear strength and improved load carrying capacity.
- **Nylon tooth facing** reduces friction and eliminates the need for lubrication.

### FEATURES + BENEFITS

- Maintenance-free, clean solution for roller chain drive conversion.
- No lubrication required.
- No retensioning required.
- Equivalent capacity to roller chain drives in the same width.
- Operating temperature range: -54°C/-65°F to +85°C/+185°F.



**Belt Identification Chart**

Examples: 8MGT-640-12 Belt 8MX-22S-12 GT Sprocket

	Standard Widths (mm)			
	A	B	C	
5mm	9, 15, 25	5mm .197 in.	3.6mm .141 in.	1.9mm .076 in.
8mm	12, 21, 36, 62	8mm .315 in.	5.9mm .233 in.	3.4mm .135 in.
14mm	20, 37, 68, 90, 125	14mm .552 in.	10.2mm .401 in.	6mm .236 in.

**Note:** Gates recommends that Poly Chain GT Carbon belts run only in Poly Chain GT sprockets when used for new applications. Gates recommends that Poly Chain GT Carbon belts be used for replacement belts in Poly Chain GT sprockets.

5mm Pitch



8mm Pitch



14mm Pitch



### BELT IDENTIFICATION

**14MGT-1400-37**  
**14MGT** - 14mm Pitch  
**1400** - Pitch Length (mm)  
**37** - Belt Width (mm)

**Available Stock Sizes**  
**5M** 300-815 (mm)  
**8M** 248-4480 (mm)  
**14M** 994-4410 (mm)

# POLY CHAIN® ADV™

## POLYURETHANE SYNCHRONOUS BELT WITH OPTIMIZED CURVILINEAR GT TOOTH PROFILE

Poly Chain ADV is the next step in the Poly Chain® GT™ Carbon™ family of high performance synchronous belts. Poly Chain ADV has a distinctive red tooth color and offers a 15% increase in load capacity over current Poly Chain GT Carbon belts.

Poly Chain ADV belts are intended to replace Poly Chain GT Carbon belts on drive systems with less than desired performance, where some extra load capacity is needed. Poly Chain ADV belts utilize improved technologies never before seen in power transmission belts, making Gates Poly Chain the most advanced belt in the world.

### CONSTRUCTION + SPECIFICATIONS

- Durable **polyurethane construction** resists chemicals, oil, pollutants, and abrasion.
- **Cutting-edge carbon tensile cord** combines minimal stretch with extraordinary strength and load carrying capacity.
- Gates **curvilinear tooth profile** provides high shear strength and improved load carrying capacity.
- **Distinctive red nylon tooth facing** reduces friction and eliminates the need for lubrication.

### FEATURES + BENEFITS

- 15% higher horsepower rating than industry leading Poly Chain GT Carbon.
- Maintenance-free, clean solution for roller chain drive conversion.
- No lubrication required.
- No retensioning required.
- Equivalent capacity to roller chain drives in the same width.
- Operating temperature range: -54°C/-65°F to +85°C/+185°F.



Belt Identification Chart				
Examples: 14ADV-994-20 Belt 14MX-40S-20 Sprocket				
Standard Widths (mm)	A	B	C	
14mm	20, 37,	14mm	10.2mm	6mm
	68, 90, 125	.552 in.	.401 in.	.236 in.

14mm Pitch

Note: Gates recommends that Poly Chain ADV belts run only in Poly Chain GT sprockets when used for new applications. Gates recommends that Poly Chain ADV belts be used for replacement belts in Poly Chain GT sprockets.

BELT IDENTIFICATION

**14ADV-1190-37**  
**14** - 14mm Pitch  
**ADV** - ADV™ Construction  
**1190** - Pitch Length (mm)  
**37** - Belt Width (mm)

Available Stock Sizes

**14M** 994-4410 (mm)



# POLY CHAIN® CARBON™ VOLT™

## ANTISTATIC POLYURETHANE SYNCHRONOUS BELT WITH OPTIMIZED CURVILINEAR GT TOOTH

Antistatic power transmission belts are a must in volatile environments. To ensure the highest safety standards, their capacity to safely dissipate static electricity should meet the required levels over the lifetime of the belt - and not only when new. The Poly Chain Carbon Volt belt is the only belt in the market that meets the ISO 9563 standard over the complete lifespan of the belt. Its patented, static-conductive jacket construction transfers static electricity safely to carbon tensile cords, away from the driven side of the application - making it your safest and strongest option for reliable dissipation of electrostatic charges.

### CONSTRUCTION + SPECIFICATIONS

- **Static-conductive (ISO 9563)** and for conditions described in the Directive 2014/34/EU-ATEX.
- Durable **polyurethane construction** resists chemicals, oil, pollutants, and abrasion.
- Robust **carbon tensile cord** combines minimal stretch with extraordinary strength and load carrying capacity.
- Gates **curvilinear tooth profile** provides high shear strength and improved load carrying capacity.
- **Nylon tooth facing** reduces friction and eliminates the need for lubrication.

### FEATURES + BENEFITS

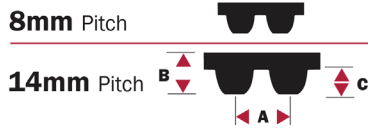
- Maintains static conductivity over the lifetime of the belt.
- Maintenance-free, clean solution for roller chain drive conversion.
- No lubrication required.
- No retensioning required.
- Equivalent capacity to roller chain drives in the same width.
- Operating temperature range: -54°C/-65°F to +85°C/+185°F.



### Belt Identification Chart

Examples: 8GTV-1600-21 Belt 8MX-22S-21 Sprocket

Standard Widths (mm)	Standard Widths (mm)		
	A	B	C
8mm	12, 21, 36, 62	8mm .315 in.	5.9mm .233 in.
14mm	20, 37, 68, 90, 125	14mm .552 in.	6mm .401 in.



**Note:** Gates recommends that Poly Chain Carbon Volt belts run only in Poly Chain GT sprockets when used for new applications. Gates recommends that Poly Chain Carbon Volt belts be used for replacement belts in Poly Chain GT sprockets.

### BELT IDENTIFICATION

**14GTV-2100-37**  
**14GT** - 14mm Pitch  
**V** - Carbon Volt Construction  
**2100** - Pitch Length (mm)  
**37** - Belt Width (mm)

**Available Stock Sizes**  
**8M** 640-4480 (mm)  
**14M** 994-4410 (mm)

# POLY CHAIN® GT™ CARBON™ EXTENDED LENGTH

## POLYURETHANE SYNCHRONOUS BELT WITH OPTIMIZED CURVILINEAR GT TOOTH PROFILE

Gates Poly Chain GT Carbon belts are renowned for high performance with no maintenance. Now Gates introduces a Poly Chain solution that can handle longer center distances than ever before. The unique manufacturing process allows longer Poly Chain endless belts that deliver high load carrying capabilities. In the past, large and heavy roller chains were the only option for long center distance drives. Now there is an alternative that requires less maintenance and fewer replacements, resulting in less downtime and cleaner operation. The Extended Length process is applied to belt lengths in 14M pitch over 4410 mm.

### CONSTRUCTION + SPECIFICATIONS

- Durable **polyurethane construction** resists chemicals, oil, pollutants, and abrasion.
- Robust **carbon tensile cord** combines minimal stretch with extraordinary strength and load carrying capacity.
- Gates **curvilinear tooth profile** provides high shear strength and improved load carrying capacity.
- **Nylon tooth facing** reduces friction and eliminates the need for lubrication.


### FEATURES + BENEFITS

- Maintenance-free, clean solution for roller chain drive conversion.
- No lubrication required.
- No retensioning required.
- Equivalent capacity to roller chain drives in the same width.
- Operating temperature range: -54°C/-65°F to +85°C/+185°F.

**Belt Identification Chart**

**Examples:** 14MGT-6860EL-68 Belt    14MX-40S-68 Sprocket

	<b>Standard Widths (mm)</b>	<b>A</b>	<b>B</b>	<b>C</b>
14mm	37, 68,	14mm	10.2mm	6mm
	90, 125	.552 in.	.401 in.	.236 in.



**14mm Pitch**

**Note:** Gates recommends that Poly Chain GT Carbon - Extended Length belts run only in Poly Chain GT sprockets when used for new applications. Gates recommends that Poly Chain GT Carbon - Extended Length belts be used for replacement belts in Poly Chain GT sprockets.



BELT IDENTIFICATION

**14MGT-6860EL-37**  
**14MGT** - 14mm Pitch  
**6860** - Pitch Length (mm)  
**EL** - Extended Length  
**37** - Belt Width (mm)

**Available Stock Sizes**  
**14M** 4578-9660 (mm)

# CURVE SAW POLY CHAIN® GT2™

## POLYURETHANE SYNCHRONOUS BELT WITH OPTIMIZED CURVILINEAR GT TOOTH PROFILE

An innovative construction combined with the Gates tooth profile makes the Curve Saw belt compact and lightweight with extraordinary strength and load carrying capacity. The Curve Saw belt can be used on the toughest shock loaded applications to reduce downtime.

### CONSTRUCTION + SPECIFICATIONS

- Unique **aramid tensile cord** combines extraordinary strength and superior shock load capacity.
- Gates **curvilinear tooth profile** provides high shear strength and improved load carrying capacity.
- **Nylon tooth facing** reduces friction and eliminates the need for lubrication.

### FEATURES + BENEFITS


- Significantly reduces log jams and associated downtime.
- No lubrication required.
- No retensioning required.
- Operating temperature range: -54°C/-65°F to +85°C/+185°F.



### Belt Identification Chart

Examples: 14M-3500-125PS Belt 14MX-40S-125 Sprocket

Standard Widths (mm)		A	B	C
14mm	125	14mm	10.2mm	6mm
		.552 in.	.401 in.	.236 in.



**Note:** Gates recommends that Curve Saw Poly Chain GT belts run only in Poly Chain GT sprockets when used for new applications. Gates recommends that Curve Saw Poly Chain GT belts be used for replacement belts in Poly Chain GT sprockets.

### BELT IDENTIFICATION

**14M-3500-125PS**  
**14M** - 14mm Pitch  
**3500** - Pitch Length (mm)  
**125** - Belt Width (mm)  
**PS** - Problem Solver

**Available Stock Sizes**  
**14M** 2520-3500 (mm)

# POWERGRIP™ GT4™

## PREMIUM RUBBER SYNCHRONOUS BELT WITH OPTIMIZED GT TOOTH PROFILE

Engineered with the latest in advanced technology and materials science expertise, Gates PowerGrip GT4 delivers the highest power-carrying capacity of any belt in its class. In addition, Gates designed a belt with increased chemical resistance and larger temperature range capability. Gates PowerGrip GT4 belt delivers improved performance over a wide range of industrial applications. The 8MGT and 14MGT pitches are the optimum choice for high performance drives in the machine tool, paper and textile industries where durability and low maintenance are required. From resource processing to heavy manufacturing, automated production to custom assembly – Gates PowerGrip GT4 solutions improve uptime, efficiency, productivity, reliability and safety for industries around the world.

### CONSTRUCTION + SPECIFICATIONS

- Next-generation **Ethylene Elastomer** body provides class leading power capacity and temperature range.
- **Fiberglass tensile cord** provides high strength, excellent flex life and high resistance to elongation.
- **Nylon tooth facing** provides a durable wear surface for long service life.
- **Static-conductive (ISO9563)** and for conditions described in the Directive 2014/34/EU-ATEX.

### FEATURES + BENEFITS

- Higher power-carrying capacity giving you the option to use a narrower belt.
- Static-conductive.
- No lubrication and less re-tensioning eliminates maintenance costs throughout the life of the belt.
- Operating temperature range: -40°C/-40°F to +120°C/+248°F; Can be used up to +140C/+284F intermittently.



Belt Identification Chart				
<b>Examples:</b> 640-8MGT-20 Belt P22-8MGT-20 Sprocket				
	<b>Standard Widths (mm)</b>			
	<b>A</b>	<b>B</b>	<b>C</b>	
8mm	12, 20, 30,	8mm	5.59mm	3.28mm
	50, 85	.315 in.	.220 in.	.129 in.
14mm	40, 55, 85,	14mm	9.91mm	5.84mm
	115, 170	.552 in.	.390 in.	.230 in.

**8mm Pitch**

**14mm Pitch**

**Note:** PowerGrip GT belts must be used with PowerGrip GT sprockets for new designs.  
8mm and 14mm pitch PowerGrip GT belts can be used to replace non-Gates curvilinear belts in most instances.

BELT IDENTIFICATION
<b>2400-8MGT-20</b>
<b>2400</b> - Pitch Length (mm)
<b>8MGT</b> - 8mm Pitch
<b>20</b> - Belt Width (mm)
<b>Available Stock Sizes</b>
<b>8M</b> 384-4400 (mm)
<b>14M</b> 966-6860 (mm)



# POWERGRIP™ GT3™

## PREMIUM RUBBER SYNCHRONOUS BELT WITH OPTIMIZED GT TOOTH PROFILE

PowerGrip GT3 belts are made of a highly advanced combination of materials designed to reduce both initial and operating costs. The entire PowerGrip GT3 belt range is suited both for new drive designs as well as for performance upgrades on existing drives. The 2MGT, 3MGT and 5MGT pitches are ideal for compact drives on hand tools, business machines, domestic appliances and high precision servomotor drives.

### CONSTRUCTION + SPECIFICATIONS

- **Fiberglass tensile cord** provides high strength, excellent flex life and high resistance to elongation.
- **Neoprene body** provides protection against grime, grease, oil and moisture.
- **Nylon tooth facing** provides a durable wear surface for long service life.

### FEATURES + BENEFITS

- Maintenance-free, clean solution for roller chain drive conversion.
- No lubrication required.
- No retensioning required.
- Operating temperature range: -30°C/-22°F to +100°C/+212°F.

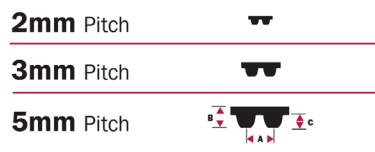


### Belt Identification Chart

Examples: 600-5MGT-15 Belt P36-5MGT-15 Sprocket

	Standard Widths (mm)		
	A	B	C
2mm	4, 6, 9	2mm .0787 in.	1.52mm .060 in.
3mm	6, 9, 15	3mm .1181 in.	1.14mm .045 in.
5mm	9, 15, 25	5mm .197 in.	1.93mm .076 in.

Note: PowerGrip GT belts must be used with PowerGrip GT sprockets for new designs.



### BELT IDENTIFICATION

**600-5MGT-15**  
**600** - Pitch Length (mm)  
**5MGT** - 8mm Pitch  
**15** - Belt Width (mm)

**Available Stock Sizes**  
**2M** 100-1164 (mm)  
**3M** 99-2061 (mm)  
**5M** 300-2100 (mm)

# POWERGRIP™ HTD™

## RUBBER SYNCHRONOUS BELT WITH HTD TOOTH PROFILE


PowerGrip HTD belts have a larger, more robust tooth profile for increased capacity, as compared to timing belts. 3M and 5M belts are suitable for domestic appliances, office machines, electric hand tools and for applications in the processing and chemical industry. 8M, 14M and 20M belts are used in high performance drives in the machine tool, paper and textile industries where durability and low maintenance are required.

### CONSTRUCTION + SPECIFICATIONS

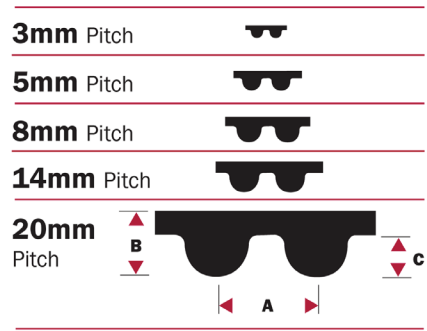
- **Fiberglass tensile cord** provides high strength, excellent flex life and high resistance to elongation.
- **Neoprene body** provides protection against grime, grease, oil and moisture.
- **Nylon tooth facing** provides a durable wear surface for long service life.

### FEATURES + BENEFITS

- Maintenance-free, clean solution for roller chain drive conversion.
- No lubrication required.
- No retensioning required.
- Operating temperature range: -30°C/-22°F to +100°C/+212°F.



Belt Identification Chart				
<b>Examples:</b> 350-5M-15 Belt P28-5M-15AL Sprocket				
	Standard Widths (in.)	A	B	C
3mm	6, 9, 15	3mm .1181 in.	2.41mm .095 in.	1.22mm .048 in.
5mm	9, 15, 25	5mm .197 in.	3.81mm .150 in.	2.08mm .082 in.
8mm	20, 30, 50, 85	8mm .315 in.	6mm .236 in.	3.4mm .133 in.
14mm	40, 55, 85, 115, 170	14mm .552 in.	10mm .394 in.	6.0mm .237 in.
20mm	115, 170, 230, 290, 340	20mm .787 in.	13.2mm .520 in.	8.4mm .330 in.



**BELT IDENTIFICATION**

**520-8M-20**  
**520** - Pitch Length (mm)  
**8M** - 8mm Pitch  
**20** - Belt Width (mm)

**Available Stock Sizes**  
**3M** 87-2004 (mm)  
**5M** 180-3800 (mm)  
**8M** 320-2272 (mm)  
**14M** 784-4004 (mm)  
**20M** 2000-6600 (mm)

# POWERGRIP™ TIMING

## RUBBER SYNCHRONOUS BELT WITH CLASSICAL TOOTH PROFILE

The trapezoidal tooth profile of PowerGrip Timing belts offers a maintenance-free and economical alternative to conventional chain drives, and is well suited for use in positioning applications.

### CONSTRUCTION + SPECIFICATIONS

- **Fiberglass tensile cord** provides high strength, excellent flex life and high resistance to elongation.
- **Neoprene body** provides protection against grime, grease, oil and moisture.
- **Nylon tooth facing** provides a durable wear surface for long service life.

### FEATURES + BENEFITS

- Maintenance-free, clean solution for roller chain drive conversion.
- No lubrication required.
- No retensioning required.
- Operating temperature range: -30°C/-22°F to +100°C/+212°F.

#### BELT IDENTIFICATION

##### 300L050

**300** - Pitch Length in 1/10 of inch (30.0")

**L** - 3/8" Pitch

**050** - Belt Width in inches (0.5")

##### Available Stock Sizes

**MXL** 3.20-51.8"

**XL** 4.20-85.0"

**L** 12.4-94.5"

**H** 21.0-233"

**XH** 50.7-175"

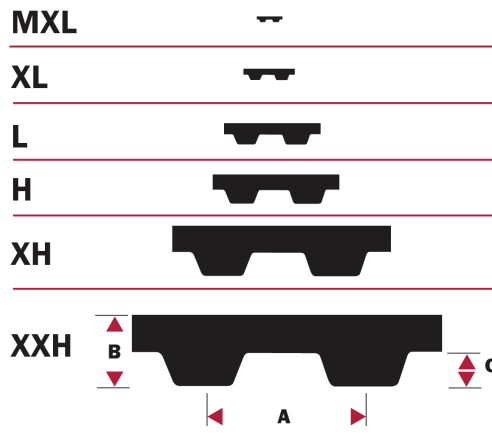
**XXH** 70.0-180"



#### Belt Identification Chart

Examples: 210L100 Belt TL18L100 Pulley

	Standard Widths (in.)	A	B	C
MXL	1/8, 3/16,	2.03mm	1.14mm	0.51mm
	1/4	.080 in.	.045 in.	.020 in.
XL	1/4, 3/8	5.08mm	2.29mm	1.27mm
		.200 in.	.090 in.	.050 in.
L	1/2, 3/4, 1	9.53mm	3.60mm	1.91mm
		.375 in.	.140 in.	.075 in.
H	3/4, 1,	12.70mm	4.10mm	2.29mm
	1-1/2, 2, 3	.500 in.	.160 in.	.090 in.
XH	2, 3, 4	22.23mm	11.20mm	6.35mm
		.875 in.	.440 in.	.250 in.
XXH	2, 3, 4, 5	31.75mm	15.70mm	9.53mm
		1.250 in.	.620 in.	.375 in.



# COTTON CLEANER BELTS

## RUBBER SYNCHRONOUS BELT WITH CLASSICAL TOOTH PROFILE

Cotton Cleaner belts are specifically designed for use on Cotton Gins and inclined cleaner machines. They feature a trapezoidal tooth profile and aramid tensile cords.

### CONSTRUCTION + SPECIFICATIONS

- Unique **aramid tensile cord** combines extraordinary strength and superior shock load capacity.
- **Long service life** in harsh environments.

### FEATURES + BENEFITS

- Maintenance-free, clean solution for roller chain drive conversion.
- No lubrication required.
- No retensioning required.
- Operating temperature range: -30°C/-22°F to +100°C/+212°F.



### BELT IDENTIFICATION

#### 63CCB165K

**63** - Pitch Length in inches

**CCB** - Cotton Cleaner Belt

**165** - Machine Nomenclature

**K** - Aramid Tensile Cord

#### Available Stock Sizes

**1 Inch Pitch** 61-65 (in)

# POWERGRIP™ TWIN POWER™

## DOUBLE-SIDED RUBBER SYNCHRONOUS BELT

PowerGrip GT2 Twin Power belts have teeth on both sides of the belt to provide synchronization from both driving surfaces, and can transmit 100% of the maximum rated load from either side of the belt. They are ideal for serpentine applications requiring rotation reversal or synchronization of driven shafts.

### CONSTRUCTION + SPECIFICATIONS

- **Fiberglass tensile cord** provides high strength, excellent flex life and high resistance to elongation.
- **Neoprene body** provides protection against grime, grease, oil and moisture.
- **Nylon tooth facing** on both tooth surfaces of the belt provides a durable wear surface for long service life.

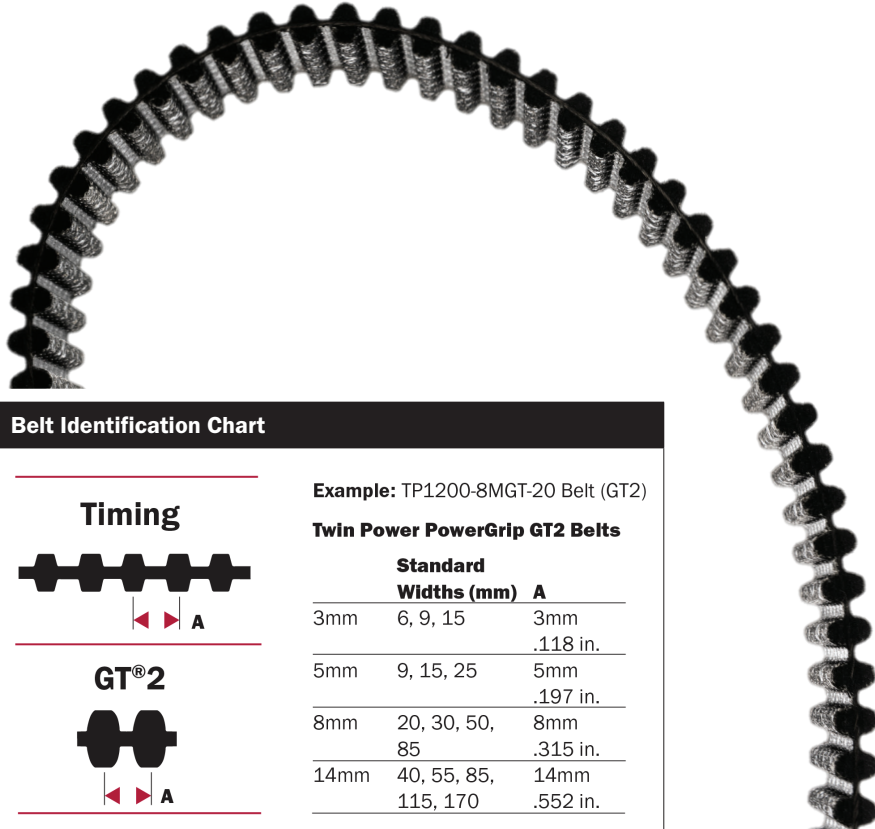
### FEATURES + BENEFITS

- Nylon facing on both tooth surfaces provide equal load carrying capabilities on either side of the belt.
- Maintenance-free, clean solution for roller chain drive conversion.
- No lubrication required.
- No retensioning required.
- Operating temperature range: -30°C/-22°F to +100°C/+212°F.

#### BELT IDENTIFICATION

**TP-1120-8MGT-20**  
**TP** - Twin Power  
**1120** - Pitch Length (mm)  
**8MGT** - 8mm Pitch  
**20** - Belt Width (mm)

**Available Stock Sizes**  
**3MR** 381-2061 (mm)  
**5MR** 400-3800 (mm)  
**8MGT** 560-4400 (mm)  
**14MGT** 966-6860 (mm)  
**3M** 381-2004 (mm)  
**5M** 400-3800 (mm)  
**XL** 12.6-85 (in)  
**L** 15-94.5 (in)  
**H** 21-233 (in)



#### Belt Identification Chart

**Example:** TP800H100 Belt

##### Twin Power PowerGrip Timing Belts

	Standard Widths (in.)	A
XL	1/4, 3/8	5.08mm .200 in.
L	1/2, 3/4, 1	9.53mm .375 in.
H	3/4, 1, 1-1/2, 2, 3	12.70mm .500 in.

**Note:** Additional sizes available

##### Timing



##### GT<sup>®</sup>2



**Example:** TP1200-8MGT-20 Belt (GT2)

##### Twin Power PowerGrip GT2 Belts

	Standard Widths (mm)	A
3mm	6, 9, 15	3mm .118 in.
5mm	9, 15, 25	5mm .197 in.
8mm	20, 30, 50, 85	8mm .315 in.
14mm	40, 55, 85, 115, 170	14mm .552 in.



# LONG-LENGTH

## OPEN-ENDED POLYURETHANE AND RUBBER SYNCHRONOUS BELT

A comprehensive range of open-ended belt constructions which can easily be cut to the required length. Long-length open-end synchronous belts are especially suited for linear movement, positioning and conveyor applications. Available in Poly Chain® GT™ Carbon™, PowerGrip™ GT2™, PowerGrip HTD™ and PowerGrip Timing constructions.

### CONSTRUCTION + SPECIFICATIONS

#### POLY CHAIN GT CARBON

- Durable **polyurethane construction** resists chemicals, oil, pollutants, and abrasion.
- Robust **carbon tensile cord** combines minimal stretch with extraordinary strength and load carrying capacity.
- **Nylon tooth facing** reduces friction and eliminates the need for lubrication.

#### POWERGRIP GT2

#### POWERGRIP HTD

#### POWERGRIP TIMING

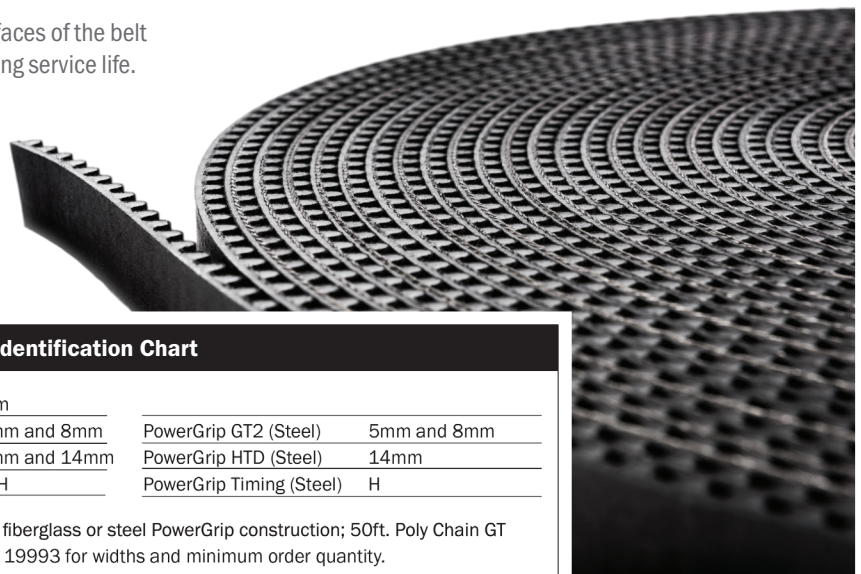
- **Fiberglass tensile cord** provides high strength, excellent flex life and high resistance to elongation.
- **Neoprene body** provides protection against grime, grease, oil and moisture.
- **Nylon tooth facing** on both tooth surfaces of the belt provides a durable wear surface for long service life.

### FEATURES + BENEFITS

- High positioning accuracy, making the belt ideally suited for applications with repetitive movements.
- Length stability due to the use of high modulus tensile members.
- Easy to attach with clamping fixtures.
- Maintenance-free, clean solution for roller chain drive conversion.
- No lubrication required.
- No retensioning required.
- Operating temperature range: -54°C/-65°F to +85°C/+185°F (Poly Chain) and -30°C/-22°F to +100°C/+212°F (PowerGrip).

### BELT IDENTIFICATION

**LL14MGT-037**  
**LL** - Long-Length  
**14MGT** - 14mm Pitch  
**037** - Belt Width (mm)



### Belt Identification Chart

Poly Chain GT Carbon (Carbon)	8mm and 14mm	PowerGrip GT2 (Steel)	5mm and 8mm
PowerGrip GT2 (Fiberglass)	2mm, 3mm, 5mm and 8mm	PowerGrip HTD (Steel)	14mm
PowerGrip HTD (Fiberglass)	3mm, 5mm, 8mm and 14mm	PowerGrip Timing (Steel)	H
PowerGrip Timing (Fiberglass)	MXL, XL, L and H		

**Notes:** Minimum order quantity - 50ft. or 98ft. in fiberglass or steel PowerGrip construction; 50ft. Poly Chain GT Carbon construction. Refer to Catalog No. 19993 for widths and minimum order quantity.



# SYNCHRO-POWER™

## ENDLESS/OPEN-END POLYURETHANE SYNCHRONOUS BELT

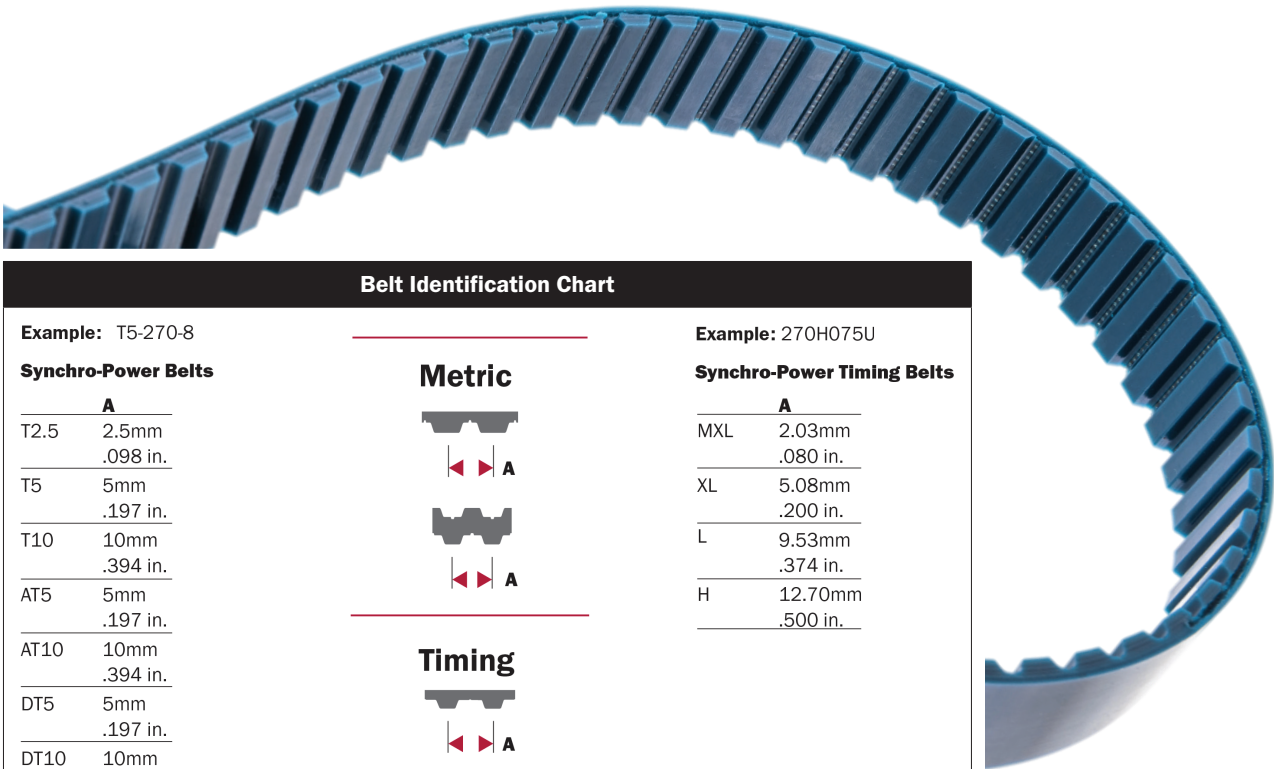
Gates Synchro-Power polyurethane belts are designed for long-lasting and energy efficient performance on both power transmission and linear applications. They are available in both endless and open-end versions in various sizes, constructions and tooth designs, handling a wide range of loads, speeds and applications.

### CONSTRUCTION + SPECIFICATIONS

- Abrasion-resistant **polyurethane body** offers clean running systems without accumulation of debris.
- Synchro-Power **endless belts and sleeves for power transmission** are manufactured as truly endless synchronous belts with no joint. Pitch lengths available up to 2250 mm.
- Synchro-Power **open-end belts for linear drives** (rolls) are manufactured as open-end extruded belts. Roll lengths available up to 100 m.

### FEATURES + BENEFITS

- Modifications include molded profiles, tensile cords, lamination with various backings, and FDA and USDA constructions.
- Exceptional rigidity, reduced tooth flexing and exceptional stability in the overall system.
- No lubrication required.
- Operating temperature range: -30°C/-22°F to +80°C/+176°F.



**Belt Identification Chart**

**Example:** T5-270-8

**Synchro-Power Belts**

	<b>A</b>
T2.5	2.5mm .098 in.
T5	5mm .197 in.
T10	10mm .394 in.
AT5	5mm .197 in.
AT10	10mm .394 in.
DT5	5mm .197 in.
DT10	10mm .394 in.

**Metric**



**Timing**



**Example:** 270H075U

**Synchro-Power Timing Belts**

	<b>A</b>
MXL	2.03mm .080 in.
XL	5.08mm .200 in.
L	9.53mm .374 in.
H	12.70mm .500 in.



## **2. V-BELTS**



# PREDATOR™ SINGLE & POWERBAND™

## HEAVY DUTY WRAPPED, NARROW CROSS SECTION V-BELT & POWERBANDS

Made to take on your toughest jobs, Predator Single & PowerBand banded belts are the market leading heavy duty V-belts. The stronger than steel extra heavy-duty belt construction is designed to handle high horsepower motors, frequent shock loads, high heat and the harshest operating environments in extremely demanding applications. They provide extraordinary high impact strength, capacity, and wear resistance. Unique in their extreme robustness and high load carrying capability, they are unrivaled.

### CONSTRUCTION + SPECIFICATIONS

- **Aramid tensile cord** construction is pound for pound stronger than steel and can handle up to 2.2 times more horsepower than standard v-belts.
- **Double fabric cover** offers extreme abrasion and wear resistance.
- **Specially treated extra tough cover** withstands slip and shear forces at peak loads without generating excessive heat and resists foreign material penetration.
- **Improved neoprene rubber compounds** provide superb oil and heat resistance.
- **Non-rubber Bareback surfaced cover** allows momentary slippage due to excessive overloads without damaging the belt.
- **Gates Curves** provide full contact with pulley grooves for uniform cord loading, uniform wear and increased belt life.

### FEATURES + BENEFITS

- Engineered as OE quality replacement belts for heavy duty applications exposed to pulsating loads or heavy shock loads, such as mining, agriculture, wood processing, oil field equipment, construction, and sand/gravel operations.
- 40%+ higher power ratings than standard construction V-belts.
- Minimal re-tensioning reduces maintenance needs; less maintenance, less downtime.
- Meets ARPM/RMA IP-3-2 oil and heat resistant standards.
- Available on demand in matched sets (not V80® program eligible).
- REACH and RoHS 2 compliant.
- Operating temperature range: -30°C/-22°F to +82°C/180°F.

### BELT IDENTIFICATION

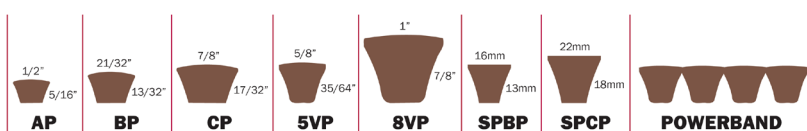
Singles: **CP100**  
**C** - Cross Section **P** - Predator Designation **100** - Inside Circumference (in)  
 To calculate I.C., subtract the following values from the O.C.  
 A: 2" B: 3" (Above 210", 1.0") C: 4" (Above 210", 2.0")  
 Metric Singles: **SPC2000P**  
**SPC** - Cross Section **2000** - Pitch Length (mm) **P** - Predator Designation

PowerBands: **4/8VP1000**  
**4** - Number of Strands/Ribs followed by slash (/)  
**8V** - Cross Section  
**P** - Predator Designation  
**1000** - Outside Circumference (in), plus added zero to designate part number

**Available Stock Sizes**  
**AP** 33-93 (in), **BP** 35-198 (in), **CP** 89-242 (in), **5VP** 80-355 (in), **8VP** 160-355 (in),  
**SPBP** 1260-8000 (mm), **SPCP** 2000-9500 (mm)

**Available Stock PowerBand Sizes**  
**CP** 85-362 (in), **3VP** 45-140 (in), **5VP** 60-355 (in),  
**8VP** 100-600 (in)

#### Belt Identification Chart



# SUPER HC™ XP™ & SUPER HC™ XP™ POWERBAND™

## HEAVY DUTY RAW EDGE, MOLDED NOTCH, PREMIUM NARROW CROSS SECTION V-BELT & POWERBANDS

The flexibility of a notched belt, the power of aramid cords, and the stability that's exclusive to Gates Super HC construction. Our Super HC XP Notched Premium belts are designed for applications where standard notched V-belts fail. They are tested to transmit an average of 50% more horsepower than our standard Super HC Molded Notch belts, which helps reduce the overall drive width, weight, and cost.

### CONSTRUCTION + SPECIFICATIONS

- **Aramid tensile cords** combine limited stretch with extraordinary strength and durability that is pound-for-pound stronger than steel.
- **Machined sidewalls** provide even sheave groove contact for smooth operation, less slip, and reduced wear.
- **Distinctive green backing** provides protection and wear resistance.
- **Flex-bonded cords** are strongly secured to the body of the belt for equal load distribution of bending stress without cord deterioration.
- **Patented Ethylene compound** and optimized notches molded into the belt during manufacturing increase flexibility for compatibility with small-diameter sheaves.

### FEATURES + BENEFITS

- Tested to transmit an average of 50% more horsepower than standard Super HC® Molded Notch belts.
- Meets ARPM/RMA IP-3-2 oil and heat resistant standards.
- Meets ARPM/RMA IP-3-3 static conductivity requirements.
- Available on demand in Matched sets (not V80® program eligible).
- REACH and RoHS 2 compliant.
- Operating temperature range: -51°C/-60°F to +121°C/+250°F.



Belt Identification Chart	
<p>5/8" 35/64"</p> <p><b>5VXP</b></p>	<p><b>POWERBAND</b></p>

BELT IDENTIFICATION	
<p>Singles: <b>5VXP1000</b></p> <p><b>5V</b> - Cross Section</p> <p><b>X</b> - Molded Notch (Cogged) Construction</p> <p><b>P</b> - Aramid Cord Designation</p> <p><b>1000</b> - Outside Circumference (in), plus added zero to designate part number</p>	<p>PowerBands: <b>4/5VXP1000</b></p> <p><b>4</b> - Number of Strands/Ribs followed by slash (/)</p> <p><b>5V</b> - Cross Section</p> <p><b>X</b> - Molded Notch (Cogged) Construction</p> <p><b>P</b> - Aramid Cord Designation</p> <p><b>1000</b> - Outside Circumference (in), plus added zero to designate part number</p>
<p><b>Available Stock Sizes</b></p> <p><b>5VXP</b> 60-200 (in)</p>	<p><b>Available Stock PowerBand Sizes</b></p> <p><b>5VXP</b> 71-200 (in)</p>

# SUPER HC™ MOLDED NOTCH & MOLDED NOTCH POWERBAND™

## RAW EDGE, MOLDED NOTCH NARROW CROSS SECTION V-BELT & POWERBANDS

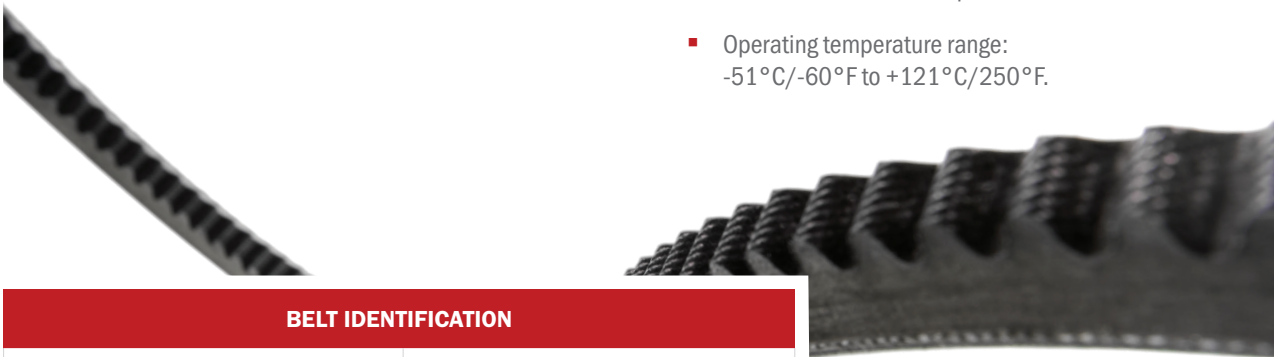
When your power transmission application needs a high horsepower solution but is constrained by drive weight or physical space, the answer is Super HC Molded Notch belts. Our proprietary ethylene construction process provides a superior combination of flex and load-carrying capacity, transmitting up to three times the horsepower versus comparably sized belts. Super HC MN V-belts put more power where high speeds, high speed ratios or small pulley diameters are required, offering significant benefits over classical section V-belts.

### CONSTRUCTION + SPECIFICATIONS

- **Flex-bonded tensile cords** are vulcanized as one solid unit making the belt highly resistant to tensile and flexing forces, fatigue and shock loads.
- **Precision-ground** straight sidewalls give a uniform wedging action and ensure the belt fits correctly in the pulley grooves.
- **Patented Ethylene compound** and optimized notches molded into the belt during manufacturing increase flexibility for compatibility with small diameter sheaves.

### FEATURES + BENEFITS

- Recommended for use on all industrial heavy-duty, narrow section V-belt drives.
- With an increased transmission efficiency this belt allows for a more compact and highly economical drive design by reducing size of pulleys, bearings, guards and mounts.
- Improved belt life reducing expensive maintenance time.
- All sizes meet Gates V80® system matching tolerances.
- REACH and RoHS 2 compliant.
- Operating temperature range: -51°C/-60°F to +121°C/250°F.



### BELT IDENTIFICATION

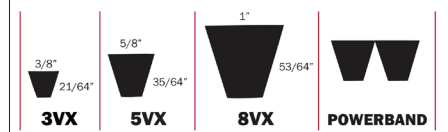
Singles: **5VX1000**  
**5V** - Cross Section  
**X** - Molded Notch (Cogged) Construction  
**1000** - Outside Circumference (in), plus added zero to designate part number

PowerBands: **4/5VX750**  
**4** - Number of Strands/Ribs followed by slash (/)  
**5V** - Cross Section  
**X** - Molded Notch (Cogged) Construction  
**1000** - Outside Circumference (in), plus added zero to designate part number

**Available Stock Sizes**  
**3VX** 25-150 (in)  
**5VX** 35-200 (in)  
**8VX** 100-200 (in)

**Available Stock PowerBand Sizes**  
**3VX** 25-140 (in)  
**5VX** 50-200 (in)

### Belt Identification Chart



# SUPER HC™ & SUPER HC™ POWERBAND™

## WRAPPED, NARROW CROSS SECTION V-BELT & POWERBANDS

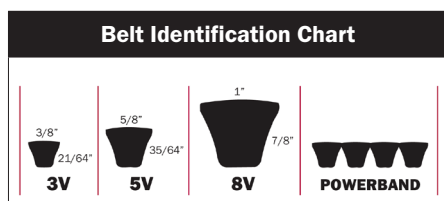
Combines the strength of a wrapped belt construction with the economies of a narrow section V-belt. It transmits more power in a given space and allows more compact drive design than classical section V-belts. In short, it offers you more power and considerably reduces the space needed. This significantly cuts the overall drive cost. Super HC V-belts also have exclusive Gates construction features for longer life on your drives.

### CONSTRUCTION + SPECIFICATIONS

- **Flex-Bonded cords** are strongly forged to the belt body, resulting in equal load distribution, resistance to fatigue and shockloads, and the absorption of bending stress without cord deterioration.
- **Arched top**, concave sidewalls and rounded corners provide uniform tensile loading and uniform pulley sidewall contact for excellent belt service and reduced pulley wear.
- **Flex-Weave™ cover** is constructed for longer cover life, providing extended protection to the core of the belt from oil, dirt, and heat.
- **Gates Curves** provide proper cord support and full contact with the sheave groove for uniform loading, uniform wear, and increased belt life.
- **Neoprene** construction.

### FEATURES + BENEFITS

- Recommended for use on all industrial heavy-duty, narrow section V-belt drives and particularly where space, weight and horsepower capacity are critical.
- Meets ARPM/RMA IP-3-2 oil and heat resistant standards.
- Meets ARPM/RMA IP-3-3 static conductivity requirements.
- Up to 300% capacity increase over classical belts.
- All sizes meet Gates V80® system matching tolerances.
- REACH and RoHS 2 compliant.
- Operating temperature range: -30°C/-22°F to +82°C/180°F.



BELT IDENTIFICATION	
<p>Singles: <b>5V750</b>  <b>5V</b> - Cross Section  <b>750</b> - Outside Circumference (in), plus added zero to designate part number</p>	<p>PowerBands: <b>4/5V750</b>  <b>4</b> - Number of Strands/Ribs followed by slash (/)  <b>5V</b> - Cross Section  <b>750</b> - Outside Circumference (in), plus added zero to designate part number</p>
<p><b>Available Stock Sizes</b>  <b>3V</b> 25-140 (in)  <b>5V</b> 50-355 (in)  <b>8V</b> 100-600 (in)</p>	<p><b>Available Stock PowerBand Sizes</b>  <b>3V</b> 30-140 (in)  <b>5V</b> 50-355 (in)  <b>8V</b> 100-600 (in)</p>

# TRI-POWER™ & TRI-POWER™ POWERBAND™

## RAW EDGE, MOLDED NOTCH, CLASSICAL CROSS SECTION, HIGH TEMPERATURE V-BELT & POWERBANDS

Built for superior performance on heavy duty classical cross-section drives. The raw edge, Ethylene Elastomer construction and special notch design makes the Tri-Power belt especially suited for small diameter pulleys and back side idler drives.

### CONSTRUCTION + SPECIFICATIONS

- **Belt edge** is machined for even sheave groove contact, resulting in smoother running, less slip and wear.
- **Flex-bonded cords** are strongly forged to the belt body, resulting in equal load distribution and absorption of bending stress without cord deterioration.
- **Notches molded** into the belt during manufacturing increase flexibility, making this belt well suited for drives with smaller diameter sheaves.

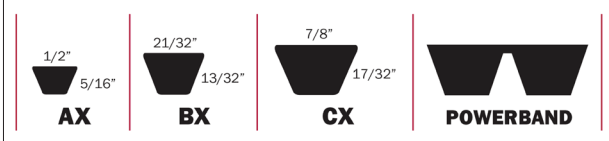
### FEATURES + BENEFITS

- Suitable for all industrial applications, particularly where small or sub-minimal sheave diameters are required.
- 15% capacity increase over wrapped belts.
- Meets ARPM/RMA IP-3-2 oil and heat resistant standards.
- Meets ARPM/RMA IP-3-3 static conductivity requirements.
- REACH and RoHS 2 compliant.
- Operating temperature range: -51°C/-70°F to +121°C/+250°F.

### BELT IDENTIFICATION

<p>Singles: <b>BX100</b>  <b>B</b> - Cross Section  <b>X</b> - Molded Notch (Cogged) Construction  <b>100</b> - Inside Circumference (in)                      To calculate I.C., subtract the following values from the O.C.</p> <p>A: 2"                      B: 3" (Above 210", 2.0")                      C: 4" (Above 210", 2.0")</p> <p><b>Available Stock Sizes</b>  <b>AX</b> 21-175 (in)  <b>BX</b> 27-302 (in)  <b>CX</b> 55-362 (in)</p>	<p>PowerBands: <b>4/BX100</b>  <b>4</b> - Number of Strands/Ribs followed by slash (/)  <b>B</b> - Cross Section  <b>X</b> - Molded Notch (Cogged) Construction  <b>100</b> - Inside Circumference (in)</p> <p><b>Available Stock PowerBand Sizes</b>  <b>BX</b> 45-162 (in)  <b>CX</b> 79-177 (in)</p>
---	---

### Belt Identification Chart



# HI-POWER™ II & HI-POWER™ II POWERBAND

## WRAPPED, CLASSICAL CROSS SECTION V-BELT & POWERBANDS

The wrapped classical section Hi-Power V-belt has a long reputation for reliability on agricultural and industrial applications. The arched top of the Hi-Power belt provides superior strength to prevent "dishing" and distortion of the tensile section. The cords are properly aligned, each of them carrying its full share of the load.

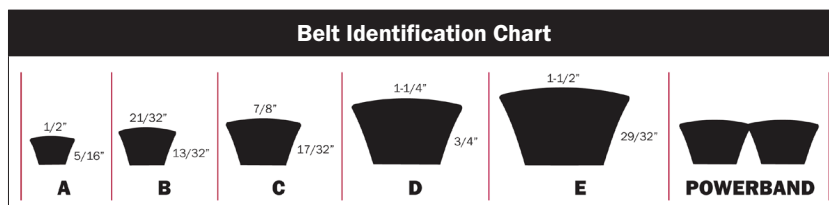
### CONSTRUCTION + SPECIFICATIONS

- **Arched top**, concave sidewalls and rounded corners provide uniform tensile loading and uniform pulley sidewall contact for excellent belt service life and reduced pulley wear.
- Vulcanized **Flex-bonded tensile cords** provide superior resistance to tensile and flexing forces, fatigue and shock loads.
- **Flex-Weave™** oil and heat resistant cover protects the belt core from the toughest environments.

### FEATURES + BENEFITS

- Meets ARPM/RMA IP-3-2 oil and heat resistant standards.
- Meets ARPM/RMA IP-3-3 static conductivity requirements.
- All sizes meet Gates V80® system matching tolerances.
- REACH and RoHS 2 compliant.
- Operating temperature range: -30°C/-22°F to +60°C/140°F.

BELT IDENTIFICATION	
<p>Singles: <b>B100</b>  <b>B</b> - Cross Section  <b>100</b> - Inside Circumference (in)                      To calculate I.C., subtract the following values from the O.C.</p> <p>A: 2"                      B: 3" (Above 210", 1.0")                      C: 4" (Above 210", 2.0")                      D: 5" (Above 210", 3.0")                      E: 7" (Above 210", 4.0")</p>	<p>PowerBands: <b>4/B100</b>  <b>4</b> - Number of Strands/Ribs followed by slash (/)  <b>B</b> - Cross Section  <b>100</b> - Inside Circumference (in)</p>
<p><b>Available Stock Sizes</b></p> <p><b>A</b> 20-202 (in)  <b>B</b> 26-473 (in)  <b>C</b> 48-452 (in)  <b>D</b> 95-663 (in)  <b>E</b> 149-664 (in)</p>	<p><b>Available Stock PowerBand Sizes</b></p> <p><b>A</b> 44-182 (in)  <b>B</b> 38-316 (in)  <b>C</b> 62-422 (in)  <b>D</b> 149-663 (in)</p>





# METRIC-POWER™

## RAW EDGE, MOLDED NOTCH, METRIC CROSS SECTION, HIGH TEMPERATURE V-BELT

Manufactured to our exacting standards for quality, safety, and dependability. Their proprietary construction ensures unmatched load-carrying capacity paired with superior flex and stretch resistance.

### CONSTRUCTION + SPECIFICATIONS

- **Flex-Bonded cords** are chemically forged to the belt body, providing equal load distribution and bending stress absorption without cord deterioration.
- **Patented Ethylene** construction helps resist belt cracking and provides application versatility.
- **Proprietary construction** process combines flex and load-carrying capacity with reduced stretch and superior cord adhesion properties.


### FEATURES + BENEFITS

- Ideal for use as replacements on drives that require metric cross sections in a broad range of applications, including textile mills, machine tool, and food processing.
- Meets ARPM/RMA IP-3-2 oil and heat resistant standards.
- Meets ARPM/RMA IP-3-3 static conductivity requirements.
- REACH and RoHS 2 compliant.
- Operating temperature range:  
-57°C/-70°F to +121°C /+250°F (Molded Notch)  
and -34°C/-30°F to +60°C /+140°F (Wrapped).

**BELT IDENTIFICATION**

Singles: **XPZ800**  
**XP** - Notched, **SP** - Wrapped  
**Z** - Cross Section  
**800** - Inside Circumference (mm)

**Available Stock Sizes**  
**XPZ/SPZ** 604-3550 (mm)  
**XPA/SPA** 630-4500 (mm)  
**XPB/SBP** 1250-8000 (mm)  
**XPC/SPC** 1800-10600 (mm)  
**10X** 530-1750 (mm)  
**13X** 715-4000 (mm)  
**17X** 875-8636 (mm)



# XTREME V-FORCE™ PRO

## RAW EDGE, FIT-FOR-PURPOSE CENTER CORD LINE V-BELT

Xtreme V-Force™ Pro is an innovative addition to Gates standard V-belt portfolio that leverages our materials science and process technologies to deliver a lighter weight, durable, fit-for-purpose belt with extended temperature range capabilities, increased stability and reduced cracking for longer life and better overall performance.

### CONSTRUCTION + SPECIFICATIONS

- Larger temperature range capability.
- Higher power capacity for optimum performance.
- Increased uptime.
- Reduced maintenance.
- Extended belt life.
- Up to 25% improved stability in misaligned drives
- Lower bending stiffness.
- Next generation Ethylene Elastomer compound allows for thinner cross section.

### FEATURES + BENEFITS

- Using advanced materials science and the latest belt technology, Gates designed a new non-wrapped V-belt with increased performance and extended belt life for light performance applications.
- Gates Xtreme V-Force Pro delivers the broadest temperature range capability of any belt in its class. Utilizing all new advanced materials, Gates engineered a belt with a center cordline design for increased stability.
- All sizes meet Gates V80® system matching tolerances.
- Meets ARPM/RMA IP-3-2 oil and heat resistant standards.
- Meets ARPM/RMA IP-3-3 static conductivity requirements.
- REACH and RoHS 2 compliant.
- Operating temperature range: -40°C / -40°F to +130°C / +266°F.

### BELT IDENTIFICATION

Singles: **BR100**

**B** - Cross Section

**R** - Pro Designation

**100** - Inside Circumference (in)

To calculate I.C., subtract the following values from the O.C.

A: 2"

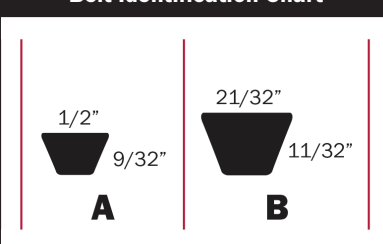
B: 3"

#### Available Stock Sizes

**AR** 26-122 (in)

**BR** 26-122 (in)

### Belt Identification Chart



# HI-POWER™ DUBL-V & DUBL-V FEATHER PICKER

## WRAPPED, CLASSICAL CROSS SECTION DOUBLE SIDED V-BELT

Designed with a unique recessed top and bottom to maintain sidewall contact, while remaining flexible for belt drive applications that require power transmission from both sides of the belt.


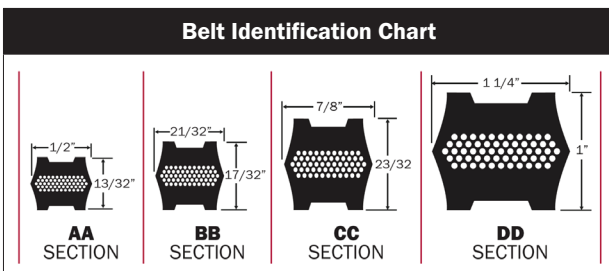
### CONSTRUCTION + SPECIFICATIONS

- **Gates Curves** provide proper cord support and full contact with the sheave-groove for uniform loading, uniform wear, and increased belt life.
- **Flex-Bonded cords** are strongly bonded to the body of the belt resulting in equal load distribution and the absorption of bending stress without cord deterioration.
- **Flex-Weave™** oil and heat resistant cover protects the belt core from the toughest environments.

### FEATURES + BENEFITS

- Ideal solution for "serpentine" drives (drives with counter rotating shafts) where power is transmitted from both the top and the bottom of the belts.
- Additionally, feather picker belt variants are specially designed for maximum performance on de-feathering machines found in the poultry industry.
- Field tests prove Gates belts run 3-6 months and more compared to similar competitor belts that last only 1-3 weeks.
- Fully wrapped construction, eliminates debris and dust concerns found in competitive double notch belts.
- All sizes meet Gates V80® system matching tolerances.
- Meets ARPM/RMA IP-3-2 oil and heat resistant standards.
- Meets ARPM/RMA IP-3-3 static conductivity requirements.
- REACH and RoHS 2 compliant.
- Operating temperature range: -30°C/-22°F to +60°C/140°F.

BELT IDENTIFICATION	
Dubl-V: <b>BB100</b> <b>BB</b> - Cross Section <b>100</b> - Inside Circumference (in) To calculate I.C., subtract the following values from the O.C.  AA: 2" BB: 3" (Above 210", 1.0") CC: 4" (Above 210", 2.0") DD: 5" (Above 210", 3.0")	Feather Picker: <b>AA148FP</b> <b>AA</b> - Cross Section <b>148</b> - Inside Circumference (in) <b>FP</b> - Feather Picker
<b>Available Stock Dubl-V Sizes</b> <b>AA</b> 53-150 (in) <b>BB</b> 38-301 (in) <b>CC</b> 79-422 (in) <b>DD</b> 273-363 (in)	<b>Available Dubl-V Feather Picker Stock Sizes</b> <b>AA</b> 148 (in) <b>BB</b> 158, 161, 175 (in)  <b>Available Made-To-Order Belt Sizes</b> <b>AA</b> 43-210 (in) <b>BB</b> 35-660 (in)





# TRUFLEX™ - LIGHT DUTY

## WRAPPED, FRACTIONAL HORSEPOWER V-BELT

Engineered with all the qualities of a great belt, including flexibility, durability, and resistance to contaminants. It includes a thin profile, designed for small-diameter sheaves, and a lower cord positioning to improve belt performance on light-duty belt drives and in your backside idler applications.

### CONSTRUCTION + SPECIFICATIONS

- **Gates Curves** provide proper cord support and full contact with the sheave-groove for uniform loading, uniform wear, and increased belt life.
- **Flex-Bonded cords** are strongly bonded to the body of the belt resulting in equal load distribution and the absorption of bending stress without cord deterioration.
- **Flex-Weave™** oil and heat resistant cover protects the belt core from the toughest environments.

### FEATURES + BENEFITS

- Perfect for auxiliary automotive applications like electric windows, windshield wipers, and central locking systems, drive pumps, power tools, and domestic appliance applications, FHP motors and light-duty applications.
- Meets ARPM/RMA IP-3-2 oil and heat resistant standards.
- Meets ARPM/RMA IP-3-3 static conductivity requirements.
- REACH and RoHS 2 compliant.
- Operating temperature range: -30°C/-22°F to +60°C/140°F.





**BELT IDENTIFICATION**

Singles: **3L280**  
**3L** - Cross Section  
**280** - Outside Circumference (in), plus added zero to designate part number

**Available Stock Sizes**  
**2L** 10-46 (in)  
**3L** 11-74 (in)  
**4L** 15-100 (in)  
**5L** 23-100 (in)



**Belt Identification Chart**

$\frac{1}{4}$ "  $\frac{1}{8}$ " <b>2L (0)</b>	$\frac{3}{8}$ "  $\frac{7}{32}$ " <b>3L (1)</b>	$\frac{1}{2}$ "  $\frac{5}{16}$ " <b>4L (2)</b>	$\frac{21}{32}$ "  $\frac{3}{8}$ " <b>5L (3)</b>
--	---	---	--



# POWERATED™

## GREEN TEXTILE WRAPPED V-BELT WITH ARAMID CORD

Designed as an alternative to conventional light-duty belts, with high-performance construction to deliver more horsepower, less stretch, and provide longer service life.

### CONSTRUCTION + SPECIFICATIONS

- **Bareback construction** for smooth clutching on shock loaded, backside-idler driven equipment.
- **Aramid tensile cords** combine limited stretch with extraordinary strength and durability.

### FEATURES + BENEFITS

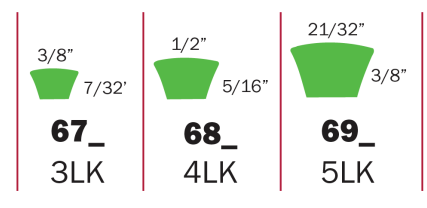
- Suitable for outdoor power equipment, appliances, and industrial applications where Fractional Horsepower (FHP) belts are typically used.
- Low cord positioning in thin profile gives extreme flexibility.
- Meets ARPM/RMA IP-3-2 oil and heat resistant standards.
- REACH and RoHS 2 compliant.
- Operating temperature range: -30°C/-22°F to +60°C/140°F.

#### BELT IDENTIFICATION

Singles: **6726 / 3L260K**  
**67 / 3L** - Cross Section  
**26 / 260** - Outside Circumference (in) / Outside Circumference (in), plus added zero to designate part number  
**K** - Aramid Designation

**Available Stock Sizes**  
**67/3L** 16-74 (in)  
**68/4L** 17-117 (in)  
**69/5L** 23-100 (in)

#### Belt Identification Chart



# MULTI-SPEED

## WIDE RAW EDGE V-BELT

Power transmission systems do more than operate at constant speeds with constant outputs. Customers increasingly need variable speed systems to regulate the speed and rotational force, or output torque, of critical mechanical equipment. Our Multi-Speed belts are engineered for efficiency, energy savings, and increased productivity at a wide range of speeds and speed ratios.

### CONSTRUCTION + SPECIFICATIONS

- Notched design reduces thermal and bending stresses for longer life.
- Smooth running construction for minimal vibration at high speeds.
- Uniform composition and thickness of the undercord ensure smooth and silent running.

### FEATURES + BENEFITS

- Gates Multi-Speed belts self-adjust to the pulley groove, providing a wide range of speeds and speed ratios.
- In addition to the standard Multi-Speed belt line, special sizes (top width, thickness and angle) are available on request.
- Molded notches reduce belt bending stress around small diameter pulleys, reducing the heat generated by rapid flexing and preventing premature belt failure.
- Meets ARPM/RMA IP-3-2 oil and heat resistant standards.

#### BELT IDENTIFICATION

Singles: **1526V264**

**15** - Top width in 16ths of an inch (15/16)

**26** - Sheave angle in degrees

**V** - Multi-Speed Designation

**264** - Pitch Circumference to nearest 10th inch (26.4)

#### Available Stock Sizes

**Widths** 3/4 to 3-7/8 (in)

**Lengths** 26 to 193 (in)





# POLYFLEX™ BELTS & POLYFLEX™ JB™

## RIBBED BACK, HIGH MODULUS POLYURETHANE V-BELT

Developed by Gates and produced to patented manufacturing processes, these belts provide more load-carrying capacity at higher speeds to small multiple V-belt precision drives. This results in significant cost savings and improved design freedom.

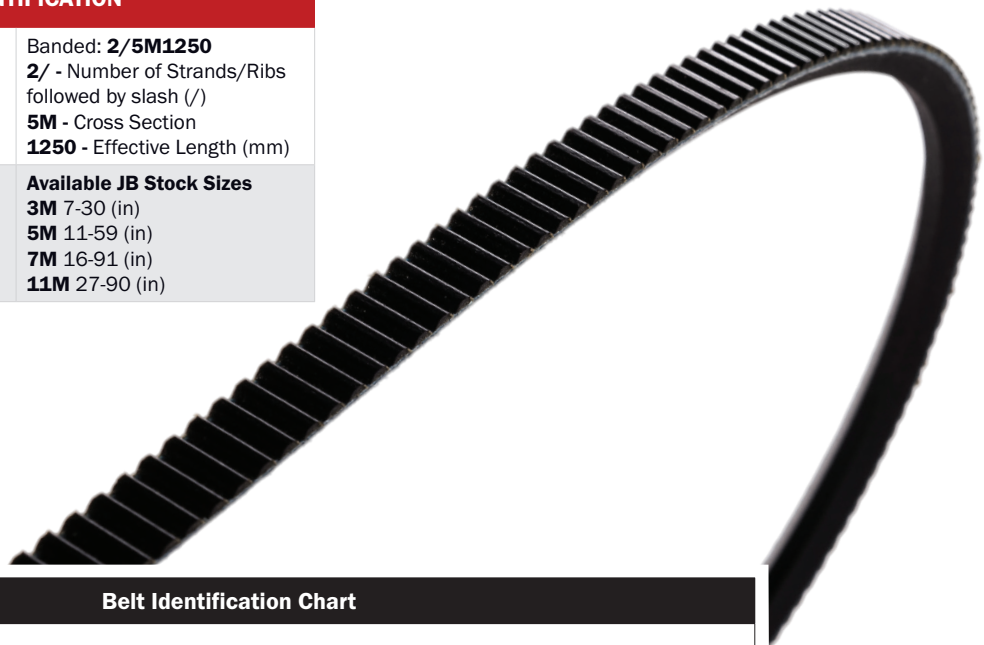
### CONSTRUCTION + SPECIFICATIONS

- **High Modulus Polyurethane** compound resists fatigue, wear, ozone, and most environmental conditions. It also improves adhesion to the tensile cords.
- Precise casting method eliminates layers and overlaps for **smooth running** and **low vibration**.
- **Ribbed backing** provides greater lateral stability and relieves bending stress.
- The 60° angle results in better support of the tensile section, and provides a more even load distribution.

### FEATURES + BENEFITS

- Recommended for use on bench type milling machines, lathe drives, woodworking and metalworking machine spindle drives, computer peripheral equipment, small blowers, etc.
- Unique 60° angle polyurethane construction transmits greater loads at higher speeds in less space than conventional v-belts.
- Available on demand as matched sets.
- Operating temperature range: -54°C/-65°F to +82°C/185°F.

BELT IDENTIFICATION	
Singles: <b>5M1250</b> <b>5M</b> - Cross Section <b>1250</b> - Effective Length (mm)	Banded: <b>2/5M1250</b> <b>2/</b> - Number of Strands/Ribs followed by slash (/) <b>5M</b> - Cross Section <b>1250</b> - Effective Length (mm)
<b>Available Stock Sizes</b> <b>3M</b> 7-30 (in) <b>5M</b> 11-73 (in) <b>7M</b> 16-90 (in) <b>11M</b> 27-90 (in)	<b>Available JB Stock Sizes</b> <b>3M</b> 7-30 (in) <b>5M</b> 11-59 (in) <b>7M</b> 16-91 (in) <b>11M</b> 27-90 (in)



Belt Identification Chart							
1/8"	3/16"	9/32"	7/16"	1/8"	1/8"	7/32"	9/32"
<b>3M</b>	<b>5M</b>	<b>7M</b>	<b>11M</b>	<b>3M</b>	<b>5M</b>	<b>7M</b>	<b>11M</b>



# MICRO-V®

## MULTI-RIBBED V-BELT

Gates® Micro-V® belts ensure outstanding performance on any industrial multi-ribbed drive. They cover a multitude of industrial applications and are suitable for industrial drives in washing machines, textile machines, vacuum cleaners, lawn mowers, machine tools, medical equipment and many more. Exclusive truncated (shortened) profile gives Gates Micro-V belts increased flexibility, reduced heat buildup and allows performance at higher speeds on smaller diameter sheaves. The full line of Micro-V belt products includes slabs in several widths as well as single belts in J, K, L and M sections in order to perfectly match customer requirements.

### CONSTRUCTION + SPECIFICATIONS

- **Fiber reinforced ribs** for excellent wear resistance.
- **High modulus**, low stretch tensile member for added strength and dependability.
- **Smooth running** for minimal vibration at high speeds.

### FEATURES + BENEFITS

- Well suited for applications such as appliances, outdoor power equipment, roller conveyors, machine tools, medical equipment and exercise equipment.
- Meets ARPM/RMA IP-3-2 oil and heat resistant standards.

BELT IDENTIFICATION
<p>Singles: <b>780L16</b>  <b>780</b> - Effective Length in 1/10 inch (78.0")  <b>L</b> - Cross Section  <b>16</b> - Number of Ribs</p>
<p><b>Available Stock Sizes</b>  <b>J</b> 18-98 (in)  <b>L</b> 50-146 (in)  <b>M</b> 90-361 (in)</p>

Belt Identification Chart	
<b>J Section</b>	
<b>K Section</b>	<p style="font-size: small;">See Gates.com for automotive K section applications.</p>
<b>L Section</b>	
<b>M Section</b>	





# POWER ROUND™ & ROUND ENDLESS

## WRAPPED, ROUND PROFILE BELT







Power Round belts are designed for more demanding applications. Round endless (standard) are designed to provide optimal grip in a low-torque application and are able to steadily maintain rotating parts in your power transmission systems with virtually no maintenance or re-tensioning.

### CONSTRUCTION + SPECIFICATIONS

- **Flex-Bonded cords** are chemically forged to the belt body, providing equal load distribution and bending stress absorption without cord deterioration.
- **Flex-Weave™** oil and heat resistant cover protects the belt core from the toughest environments. The Power Round variant is a Double Layer cover for extended protection.
- **Power Round** variant also features an Alignment Stripe that runs the entire length of the belt to aid in eliminating belt twist during installation.

### FEATURES + BENEFITS

- Power Round and Round Endless belts are ideal for quarter-turn or twisted drives, serpentine drives, power turn and line shaft conveyors and commercial sewing machines.
- Minimal stretch for minimum take-up requirements.
- No splice for added durability.
- Meets ARPM/RMA IP-3-2 oil and heat resistant standards.
- Meets ARPM/RMA IP-3-3 static conductivity requirements.
- REACH and RoHS 2 compliant.
- Operating temperature range: -30°C/-22°F to +82°C/180°F.

Belt Identification Chart			
	1/4"		7/16"
	5/16"		1/2"
	3/8"		9/16"



BELT IDENTIFICATION	
<b>Power Round: 9 X 54 PR</b> <b>9</b> - Belt Diameter in 1/16 inch (9/16") <b>54</b> - Inside Length (in) <b>PR</b> - Power Round	<b>Round Endless: 6 X 44 RE</b> <b>6</b> - Belt Diameter in 1/16 inch (3/8") <b>44</b> - Inside Length (in) <b>RE</b> - Round Endless
<b>Available Power Round Stock Sizes</b> <b>9/16"</b> 41-660 (in)	<b>Available Round Endless Stock Sizes</b> <b>1/4"</b> 33-85 (in) <b>5/16"</b> 33-90 (in) <b>3/8"</b> 33-120 (in) <b>7/16"</b> 33-106 (in) <b>1/2"</b> 68-106 (in) <b>9/16"</b> 41-660 (in)





# NU-T-LINK™

## POLYURETHANE REINFORCED CLASSICAL SECTION OPEN END LINK V-BELT

Designed for rapid installation in an assortment of lengths and operating conditions.

### CONSTRUCTION + SPECIFICATIONS

- Excellent substitute for emergency repairs and quick belt replacement in difficult/tight assembly areas.

**BELT IDENTIFICATION**

**NTL/A**  
**NTL** - Nu-T-Link  
**A** - Cross Section  
**Standard length:** 50' Reels  
**The studs are color coded:** O - Red; A - Silver; B - Green; C - Blue





---

**Available Stock Sizes**  
 O, A, B, C

### FEATURES + BENEFITS

- Suitable alternative to standard belts on all industrial applications and particularly suited to drives requiring link belting for ease of installation.
- Color-coded studs make for easy identification and installation.
- Orange Polyurethane/Polyester composite resists oil, water, chemicals and heat.
- May be assembled in an assortment of lengths to fit multiple drive configurations.
- Not for use with backside idler applications.
- Does not meet RMA static conductivity requirements.
- Operating temperature range: -40°C/-40°F to +100°C/212°F.

**Belt Identification Chart**

<p>3/8"</p>  <p><b>O</b></p> <p>SECTION</p>	<p>1/2"</p>  <p><b>A</b></p> <p>SECTION</p>	<p>21/32"</p>  <p><b>B</b></p> <p>SECTION</p>	<p>7/8"</p>  <p><b>C</b></p> <p>SECTION</p>
--	--	--	--





# EASY-SPLICE

## WRAPPED, CLASSICAL SECTION OPEN-END SPLICEABLE V-BELT

Easy-Splice V-Belting has dependable, non-slip design with minimal stretch characteristics made to outlast other types of open-end belting.

### CONSTRUCTION + SPECIFICATIONS

- **Resilient tensile cords** impart high strength and keep stretch to a minimum, prolonging belt life and reducing maintenance.
- **Square-cut fabric reinforcement** provides a tough, durable anchor for the fastener, while allowing the belt to remain flexible.

### FEATURES + BENEFITS

- Suitable alternative to standard belts on all industrial applications and particularly suited to drives requiring connected belting for ease of installation.
- Meets ARPM/RMA IP-3-2 oil and heat resistant standards.
- Meets ARPM/RMA IP-3-3 static conductivity requirements.
- REACH and RoHS 2 compliant.
- Operating temperature range: -30°C/-22°F to +60°C/140°F.


#### BELT IDENTIFICATION

**BVO/500**  
**B** - Cross Section  
**VO** - Open Ended  
**500** - Roll Length (+/- 10')  
**Standard Length:** Sold in full reels only, fasteners sold separately


**Available Stock Size Roll Lengths (+/- 10')**  
**AVO** 525  
**BBVO** 350  
**BVO** 500  
**CVO** 450  
**DVO** 160



#### Belt Identification Chart



Section	Top Width
A	1/2"
BB	21/32"
B	21/32"
C	7/8"
D	1 1/4"



### **3. SYNCHRONOUS METAL**

# POLY CHAIN® GT™ SPROCKETS

Poly Chain GT sprockets use the tooth profile designed and developed by Gates and function with Gates Poly Chain GT belts in all existing constructions. These sprockets are statically balanced to make sure the entire belt drive is as safe as possible. Furthermore, they are manufactured, specified, and tested to perfectly support the full power capabilities of the Gates Poly Chain belt product range. Belts and sprockets used together get the best out of your belt drive: maximum performance, prolonged antistatic properties and optimal lifetime.

## CONSTRUCTION + SPECIFICATIONS

- Specifically designed for optimum performance with all Gates Poly Chain GT belts.
- Available in 14MX, 8MX and 5MGT.
- Sprocket materials include Stainless Steel, Gray Iron, Ductile Iron, Sintered Steel, Cast Iron and Steel.
- Available in Minimum Plain Bore (MPB), Taper-Lock Bushings, Re-Bore, and QD Bushings for ACHE applications.

## FEATURES + BENEFITS

- Split bushing allows easy installation and removal.
- Precise sprocket design produces positive, press fit to shaft.
- Smaller, narrower sprockets save shaft space, keep the load closer to the bearing and extend the life of the reducer.
- Precision manufactured and static balanced.

## SPROCKET IDENTIFICATION

### 14MX-50S-37

**14MX** - 14mm Pitch

**50S** - Number of Grooves

**37** - Belt Width (mm)

Durable punched markings indicate the sprocket dimensions.

### Sprocket Range

**14MX** 28 to 224 grooves - For standard belts widths of 20, 37, 68, 90, 125 (mm)

**8MX** 22 to 224 grooves - For standard belts widths of 12, 21, 36, 62 (mm)

**5MGT** 22 to 224 grooves - For standard belts widths of 9, 15, 25 (mm)



# POWERGRIP™ SPROCKETS & PULLEYS

PowerGrip Sprockets and Pulleys provide optimum performance for all constructions of PowerGrip GT, PowerGrip HTD and PowerGrip Timing belts. PowerGrip sprockets are precision manufactured and static balanced to eliminate sprocket wobble.

## CONSTRUCTION + SPECIFICATIONS

- Specifically designed for optimum performance with all Gates PowerGrip GT, PowerGrip HTD and PowerGrip Timing belts.
- Available in 14MGT, 8MGT, 5MGT, 3MR, 2MR, 20M, 5M, 3M, MXL, XL, L, H.
- Sprocket materials include Stainless Steel, Aluminum, Gray Iron, Ductile Iron, Sintered Steel, Cast Iron and Steel.
- Available in Minimum Plain Bore (MPB), Taper-Lock Bushings, and QD Bushings for ACHE applications.

## FEATURES + BENEFITS

- Full split in bushing allows easy installation and removal.
- Precise sprocket design produces positive, press fit to shaft.
- Smaller, narrower sprockets save shaft space, keep the load closer to the bearing and extend the life of the reducer.
- Precision manufactured and static balanced.

## SPROCKET IDENTIFICATION

### P50-14MGT-40

**P50** - Number of Grooves

**14MGT** - 14mm Pitch

**40** - Belt Width (mm)

### TL18L050

**TL** - Taper Lock Bushing

**18** - Number of Grooves

**L** - Pitch (0.375")

**050** - Belt Width (in)

Durable punched markings indicate the sprocket dimensions.

### Sprocket Range

**14MGT** 28 to 224 grooves - For standard belts widths of 40, 55, 85, 115, 170 (mm)

**8MGT** 22 to 192 grooves - For standard belts widths of 12, 20, 30, 50, 85 (mm)

**5MGT** 12 to 112 grooves - For standard belts widths of 9, 15, 25 (mm)

**3MR** 16 to 120 grooves - For standard belts widths of 6, 9, 15 (mm)

**2MR** 12 to 120 grooves - For standard belts widths of 4, 6, 9 (mm)

**20M** 34 to 216 grooves - For standard belts widths of 115, 170, 230, 290, 340 (mm)

**5M** 12 to 72 grooves - For standard belts widths of 9, 15 (mm)

**3M** 10 to 72 grooves - For standard belts widths of 6, 9 (mm)

**MXL** 10 to 120 grooves - For standard belts widths of 1/8, 3/16, 1/4 (in)

**XL** 10 to 72 grooves - For standard belts widths of 1/4, 3/8 (in)

**L** 10 to 84 grooves - For standard belts widths of 1/2, 3/4, 1 (in)

**H** 14 to 120 grooves - For standard belts widths of 3/4, 1, 1-1/2, 2, 3 (in)



## Table of Contents

DESCRIPTION	PAGE	DESCRIPTION	PAGE
<b>Tension Testers</b>		<b>Synchronous Metal(Continued)</b>	
Preventive Maintenance Tools .....	1	Draftguard® Anti-Rotation Device .....	201
<b>Synchronous Belts</b>		<b>Heavy Duty V-Belt Metal</b>	
Poly Chain® GT® Carbon™ Belts (8M, 14M, 19M) .....	2-5	Super HC® Sheaves - QD® (3V, 5V, 8V) .....	202-210
Poly Chain® ADV™ Belts (14M) .....	6-7	Multi-Duty® Sheaves - QD® .....	211-221
Poly Chain® Carbon™ Volt™ Belts (8M, 14M) .....	8-11	JVS Adjustable Speed Sheaves - Bored-to-Size .....	222
Poly Chain® GT® Carbon™ Extended Length Belts .....	12	5VS and 8VS Adjustable Speed Sheaves - QD® .....	223
Poly Chain® GT® Carbon™ Belts (8M Short Length) .....	13	SVS Adjustable Speed Sheaves - Bored-To-Size .....	224-225
Poly Chain® GT® Carbon™ Belts (5M) .....	14	<b>Light Duty V-Belt Metal</b>	
Poly Chain® HTD® Belts (14M) .....	15	Light Duty Sheaves - Bored-to-Size .....	226-229
Curve Saw Poly Chain® GT® Belts .....	16	Light Duty Sheaves - Variable Pitch .....	230
PowerGrip® GT®4 Belts (8M, 14M, ACHE) .....	17-20	Light Duty Sheaves - QT Bushed .....	231-233
PowerGrip® GT®3 Belts (5M) .....	21-22	<b>Bushings</b>	
PowerGrip® GT®3 Belts (2M, 3M) .....	23-26	QD® Bushings - English Sizes .....	234-236
PowerGrip® HTD® Belts (3M, 5M, 8M, 14M, 20M) .....	27-37	QD® VS Bushings - English Sizes (5VS, 8VS) .....	237
PowerGrip® Timing Belts (MXL, XL, L, H, XH, XXH) .....	38-49	QD® Bushings - Metric Sizes .....	238
Cotton Cleaner Belts .....	50	Taper-Lock® Bushings - English Sizes .....	239-243
PowerGrip® GT® TruMotion® Belts .....	51	Stainless Steel Taper-Lock® Bushings - English Sizes .....	244
PowerGrip® GT®2 Twin Power® Belts (8M, 14M) .....	52-54	Taper-Lock® Bushings - Metric Sizes .....	245
PowerGrip® GT®2 Twin Power® Belts (3MR, 5MR) .....	55-56	Stainless Steel Taper-Lock® Bushings - Metric Sizes .....	246
PowerGrip® HTD® Twin Power® Belts (3mm, 5mm) .....	57-58	Taper-Lock® Bushings - Reborable .....	247
PowerGrip® Twin Power® Timing Belts (TPXL, TPL, TPH) .....	59-65	QT-Type Bushings .....	248
Long-Length Poly Chain® GT® Carbon™ Belting .....	66	<b>Idlers</b>	
Long-Length PowerGrip® GT®2 Belting .....	67	Flat Idler Pulley .....	249
Long-Length PowerGrip® HTD® Belting .....	68	Poly Chain® GT® Carbon™ Idler Sprocket .....	250
Long-Length PowerGrip® Timing Belting .....	69	Nickel Plated Poly Chain® GT® Carbon™ Idler Sprocket .....	250
Synchro-Power® Polyurethane Belting .....	70	PowerGrip® GT® Idler Sprocket .....	250
Synchro-Power® Polyurethane Belts (T5, T10, AT5, AT10) .....	71-90	Idler Brackets .....	251
Synchro-Power Polyurethane Belts Made-to-Order .....	91-92	Nickel Plated Idler Brackets .....	251
Synchro-Power® Polyurethane Timing Belts (H, L) .....	93-94	Idler Bushings .....	252
Synchro-Power Polyurethane Timing Belts Made-to-Order .....	95	<b>General</b>	
<b>Heavy Duty Belts</b>		Footnotes .....	253
Predator® Single Belts (AP, BP, CP, 5VP, 8VP, SPBP, SPCP) .....	96-98		
Predator® PowerBand® Belts (CP, 3VP, 5VP, 8VP) .....	99-101		
Super HC® XP™ (Notched Premium) Belts .....	102		
Super HC® XP™ (Notched Premium) PowerBand® Belts .....	103		
Super HC® Molded Notch Belts (3VX, 5VX, 8VX) .....	104-105		
Super HC® Molded Notch PowerBand® Belts (3VX, 5VX) .....	106-107		
Super HC® Belts (3V, 5V, 8V) .....	108-109		
Super HC® PowerBand® Belts (3V, 5V, 8V) .....	110-112		
Tri-Power® Belts (AX, BX, CX) .....	113-115		
Tri-Power® PowerBand® Belts (BX, CX) .....	116-117		
Hi-Power® II Belts (A, B, C, D, E) .....	118-123		
Hi-Power® II PowerBand® V-Belts (A, B, C, D) .....	124-128		
Metric-Power™ V-Belts .....	129-131		
Xtreme V-Force™ Pro (A, B) .....	132-133		
Hi-Power® II Dubl-V Belts (AA, BB, CC, DD) .....	134-135		
Dubl-V Feather Picker Belts (AA, BB) .....	136		
PowerBack® Belts .....	137		
Power Curve® Belts .....	138		
Micro-V® Belts (J, L, M) .....	139-140		
Power Round® Belts (9/16") .....	141		
Round Endless Belts (1/4", 5/16", 3/8", 7/16", 1/2", 9/16") .....	142-144		
Multi-Speed Belts (Variable Speed) .....	145-148		
Quick-Link® Emergency V-Belts .....	149		
Nu-T-Link® Belting .....	150		
Easy-Splice V-Belting .....	151		
<b>Light Duty Belts</b>			
Truflex® V-Belts (2L, 3L, 4L, 5L) .....	152-154		
PoweRated® V-Belts (67, 68, 69) .....	155-157		
Polyflex® Belts (3M, 5M, 7M, 11M) .....	158-159		
Polyflex® JB® Belts (3M, 5M, 7M, 11M) .....	160-164		
<b>Synchronous Metal</b>			
Poly Chain® GT® Sprockets (8M, 14M, ACHE) .....	165-172		
Poly Chain® GT® Sprockets - Stainless Steel .....	173		
Poly Chain® GT® Sprockets - Re-Bore (8MX, 14MX) .....	174		
PowerGrip® GT® and Poly Chain® GT® (5M Sprockets) .....	175-176		
PowerGrip® GT® Sprockets (5MGT) .....	177-178		
PowerGrip® GT® Sprockets (8M, 14M, ACHE) .....	179-184		
PowerGrip® GT® Sprockets (2MR, 3MR) .....	185-188		
PowerGrip® HTD® Sprockets (3M, 5M, 20M) .....	189-193		
PowerGrip® Timing Pulleys (MXL, XL, L, H) .....	194-199		
Clamping Plates for Long Length Belting .....	200		

Note: For the latest G-Force®, G-Force® C12® & RedLine Belts - see [www.gates.com](http://www.gates.com) for exact application fitment And part offering.  
BladeRunner® Belts - see [www.gates.com](http://www.gates.com) for exact application fitment And part offering.



Index

DESCRIPTION	PAGE	DESCRIPTION	PAGE
<b>Belts</b>		<b>Metal Products</b>	
Cotton Cleaner Belts	50	5VS and 8VS Adjustable Speed Sheaves - QD®	223
Curve Saw Poly Chain® GT®2 Belts	16	Clamping Plates for Long Length Belting	200
Dubl-V Feather Picker Belts (AA, BB)	136	Draftguard® Anti-Rotation Device	201
Easy-Splice V-Belting	151	Flat Idler Pulley	249
Hi-Power® II Belts (A, B, C, D, E)	118-123	Idler Brackets	251
Hi-Power® II Dubl-V Belts (AA, BB, CC, DD)	134-135	Idler Bushings	252
Hi-Power® II PowerBand® V-Belts (A, B, C, D)	124-128	JVS Adjustable Speed Sheaves - Bored-to-Size	222
Long-Length Poly Chain® GT® Carbon™ Belting	66	Light Duty Sheaves - Bored-to-Size	226-229
Long-Length PowerGrip® GT®2 Belting	67	Light Duty Sheaves - QT Bushed	231-233
Long-Length PowerGrip® HTD® Belting	68	Light Duty Sheaves - Variable Pitch	230
Long-Length PowerGrip® Timing Belting	69	Multi-Duty® Sheaves - QD®	211-221
Metric-Power™ V-Belts	129-131	Nickel Plated Idler Brackets	251
Micro-V® Belts (J, L, M)	139-140	Nickel Plated Poly Chain® GT® Carbon™ Idler Sprocket	250
Multi-Speed Belts (Variable Speed)	145-148	Poly Chain® GT® Carbon™ Idler Sprocket	250
Nu-T-Link® Belting	150	Poly Chain® GT® Sprockets - Re-Bore (8MX, 14MX)	174
Poly Chain® ADV™ Belts (14M)	6-7	Poly Chain® GT® Sprockets - Stainless Steel	173
Poly Chain® Carbon™ Volt™ Belts (8M, 14M)	8-11	Poly Chain® GT® Sprockets (8M, 14M, ACHE)	165-172
Poly Chain® GT® Carbon™ Belts (5M)	14	PowerGrip® GT® and Poly Chain® GT® (5M Sprockets)	175-176
Poly Chain® GT® Carbon™ Belts (8M Short Length)	13	PowerGrip® GT® Idler Sprocket	250
Poly Chain® GT® Carbon™ Belts (8M, 14M, 19M)	2-5	PowerGrip® GT® Sprockets (2MR, 3MR)	185-188
Poly Chain® GT® Carbon™ Extended Length Belts	12	PowerGrip® GT® Sprockets (5MGT)	177-178
Poly Chain® HTD® Belts (14M)	15	PowerGrip® GT® Sprockets (8M, 14M, ACHE)	179-184
Polyflex® Belts (3M, 5M, 7M, 11M)	158-159	PowerGrip® HTD® Sprockets (3M, 5M, 20M)	189-193
Polyflex® JB® Belts (3M, 5M, 7M, 11M)	160-164	PowerGrip® Timing Pulleys (MXL, XL, L, H)	194-199
Power Curve® Belts	138	QD® Bushings - English Sizes	234-236
Power Round® Belts (9/16")	141	QD® Bushings - Metric Sizes	238
PowerRated® V-Belts (67, 68, 69)	155-157	QD® VS Bushings - English Sizes (5VS, 8VS)	237
PowerBack® Belts	137	QT-Type Bushings	248
PowerGrip® GT® TruMotion® Belts	51	Stainless Steel Taper-Lock® Bushings - English Sizes	244
PowerGrip® GT®2 Twin Power® Belts (3MR, 5MR)	55-56	Stainless Steel Taper-Lock® Bushings - Metric Sizes	246
PowerGrip® GT®2 Twin Power® Belts (8M, 14M)	52-54	Super HC® Sheaves - QD® (3V, 5V, 8V)	202-210
PowerGrip® GT®3 Belts (2M, 3M)	23-26	SVS Adjustable Speed Sheaves - Bored-To-Size	224-225
PowerGrip® GT®3 Belts (5M)	21-22	Taper-Lock® Bushings - English Sizes	239-243
PowerGrip® GT®4 Belts (8M, 14M, ACHE)	17-20	Taper-Lock® Bushings - Metric Sizes	245
PowerGrip® HTD® Belts (3M, 5M, 8M, 14M, 20M)	27-37	Taper-Lock® Bushings - Reborable	247
PowerGrip® HTD® Twin Power® Belts (3mm, 5mm)	57-58		
PowerGrip® Timing Belts (MXL, XL, L, H, XH, XXH)	38-49		
PowerGrip® Twin Power® Timing Belts (TPXL, TPL, TPH)	59-65		
Predator® PowerBand® Belts (CP, 3VP, 5VP, 8VP)	99-101		
Predator® Single Belts (AP, BP, CP, 5VP, 8VP, SPBP, SPCP)	96-98		
Quick-Link® Emergency V-Belts	149		
Round Endless Belts (1/4", 5/16", 3/8", 7/16", 1/2", 9/16")	142-144		
Super HC® Belts (3V, 5V, 8V)	108-109		
Super HC® Molded Notch Belts (3VX, 5VX, 8VX)	104-105		
Super HC® Molded Notch PowerBand® Belts (3VX, 5VX)	106-107		
Super HC® PowerBand® Belts (3V, 5V, 8V)	110-112		
Super HC® XP™ (Notched Premium) Belts	102		
Super HC® XP™ (Notched Premium) PowerBand® Belts	103		
Synchro-Power Polyurethane Belts Made-to-Order	91-92		
Synchro-Power Polyurethane Timing Belts Made-to-Order	95		
Synchro-Power® Polyurethane Belting	70		
Synchro-Power® Polyurethane Belts (T5, T10, AT5, AT10)	71-90		
Synchro-Power® Polyurethane Timing Belts (H, L)	93-94		
Tri-Power® Belts (AX, BX, CX)	113-115		
Tri-Power® PowerBand® Belts (BX, CX)	116-117		
Truflex® V-Belts (2L, 3L, 4L, 5L)	152-154		
Xtreme V-Force™ Pro (A, B)	132-133		

# GENERAL INFORMATION AND GLOSSARY

## DIMENSIONS

Gates reserves the right to make changes in design or dimensions of standard products to improve their quality or to accommodate improved manufacturing techniques. All dimensions in this catalog are for reference only.

## WEIGHTS

All weights are close approximations and may vary slightly from actual weights.

## GLOSSARY

### ORDERING TERMINOLOGY

**PBL** — “Private Brand Label” of Gates standard line belts. Available upon customer request. PBL products are made-to-order and may require additional lead times and cost.

#### Standard/Non-Stock Belt Products

— Products do not require minimum production quantities but may require production lead time and items are not returnable. Check with customer service for details.

#### Standard/Non-Stock Metal Products

— Products do not require minimum production quantities but may require production lead time and items are not returnable. Check with customer service for details.

**Stock Belt Products** — Products in this catalog are stock unless otherwise noted.

### BELT PRODUCTS TERMINOLOGY

**Aramid Tensile Members** — Available in several stock lines and on an MTO basis. Also referred to as Kevlar® or Flexten®.

**Arched Top** — Construction feature that provides superior strength to prevent distortion of the tensile section.

**Banded** — Belts with a fabric cover over the belt body. Also referred to as wrapped or covered belts.

**Bandless** — Belts with no fabric cover. Also referred to as cut edge, raw edge or machined edge.

**Bareback** — Belts manufactured without rubber material being applied to the outside surface of the banded belt. Also known as low friction, dry cover or clutching cover.

**Belt Body** — The main part of any belt that generally surrounds, supports and protects the load-carrying tensile cords.

## TRANSPORTATION POLICY

All prices are F.O.B. point of shipment. The “F.O.B. point of shipment” term means that the title to the goods, as well as the full responsibility of all aspects of the shipment, passes to the consignee (customer) at time of shipment, and any tracking or claims against the carrier for loss or damage become the responsibility of the consignee.

## AIRCRAFT POLICY

**WARNING! BE SAFE!** Do not use Gates belts, pulleys or sprockets on aircraft propeller or rotor drive systems or in-flight accessory drives. Gates products are not designed or intended for aircraft use.

**Belting** — see **Long Length**.

**Carbon Tensile Member (U.S. Patent 5,807,194 & 5,112,282)** — Currently available in Poly Chain® GT™ Carbon™ belts.

**Compound** — Mixtures of rubber, plastics and other materials that are used to form the body of the belt.

**Concave Sides (U.S. Patent 1,813,698)** — Construction that allows the belt to make uniform contact with sheave groove, thus distributing wear uniformly.

**Datum Diameter** — A system that defines specific sheave and belt dimensions, previously known as the pitch system (diameter or length) for classical belts and sheaves.

# GENERAL INFORMATION AND GLOSSARY

**Effective Length (E.L.)** — A standard length measurement that accounts for varying construction and manufacturing methods in the industry. The length is determined by adding the effective circumference to twice the measured center distance using sheaves and an applied tension specified by the ARPM.

**Endless** — also known as truly endless, a belt manufactured in a continuous circle, never utilizing a splice or joint.

**Ethylene Elastomer** — a unique rubber construction that provides improved performance and heat resistance.

**Extended Length™** — a descriptor of Poly Chain® GT™ Carbon™ belts that are longer than the standard catalog lengths. Extended Length is achieved through a special manufacturing process. Design support is available from Product Application for drives needing Gates Extended Length solutions.

**Flex Bonded Cord** — Strong chemical bond between rubber body and tensile cord. Allows for absorption of bending stress and long service life. Avoids premature failure due to cord separation.

**Flex-Weave™ Cover (U.S. Patent 2,519,590)** — Nylon and cotton blended fabric construction that increases flexibility and reduces cover stress providing longer cover life and longer protection of belt core.

**Gates Curves** — Belts with this feature compensate for effects that occur when a V-belt bends in a sheave. Curved belts feature concave sides, radius relief and arched tops.

**Hi-Power™ II Belt** — Gates trade name for belts commonly referred to as classical, wedge or conventional.

**Idler** — (1) A non-powered pulley, sheave, sprocket or wheel around which a belt travels. (2) A non-powered roll or rolls supporting a belt.

**Long Length** — also known as belting, the same construction as a conventional belt but not in a continuous circle. Long Length belting is used in applications such as rack systems, linear actuators, automatic commercial door openers, garage door openers, etc.

**Metric Power™ Belt** — Gates trade name for molded notch, narrow and classical section V-belts in metric sizes.

**Micro-V® Belt** — Gates trade name for belts commonly referred to as V-ribbed, multi-rib and Poly-V.

**Molded Notch Belts** — Often referred to as cogged, notched or cut notch belts. Notches reduce bending stress.


**Multi-Speed™ Belts** — Gates trade name for products commonly referred to as variable speed, wide range variable speed, adjustable speed and variable pitch.

**Oil and Heat Resistance (OHR)** — Property of the belt that allows it to withstand the effects of oil, heat, sunlight, ozone, weather and aging.

**Outside Circumference (O.C.)** — The circumference (total length) measured around the outside of the belt, typically with a tape, while the belt is still on the drive. This measurement can be used to determine the closest belt length when a part number is not available.



# GENERAL INFORMATION AND GLOSSARY



**Poly Chain® GT™ Belt** — Gates trade name for a premium, high torque, polyurethane, synchronous belt with aramid tensile cord.

**Poly Chain® GT™ Carbon™ Belt** — Gates trade name for the ultimate, high-torque, polyurethane, synchronous belt utilizing carbon cord as the tensile member.

**Polyflex™ Belt** — a Gates trademark for a polyurethane V-belt that is often used in high precision drives, such as machine tools and small appliances.

**Polyflex™ JB™ Belt** — a Gates trademark for two or more joined polyurethane V-belts.

**PoweRated™ Belt** — Gates trade name for a line of premium fractional horsepower belts.

**PowerBack™ Belt** — Gates trade name for a specialty construction V-belt with a flat back for driving roll-to-roll conveyor applications.

**PowerBand™ Belt** — Gates trade name for two or more belts joined together at the top of the belt. It is also referred to as a joined or banded belt.

**Power Curve™ Belt** — Gates trade name for a special flexible construction V-belt for curved conveyor applications.

**PowerGrip™ Belt** — Gates trade name for several synchronous product lines including timing, HTD™, GT™2, GT™3, GT™4 and Twin Power™.

**PowerGrip™ HTD™/GT™2/GT™3/GT™4 Belts** — Gates trade name for a high-torque drive system with a curvilinear tooth profile. These belts are often referred to as Gilmer, timing, positive or synchronous belts. They are sometimes referred to, in error, as cogged or notched belts.

**Predator™ Belts** — Gates trade name for the highest performing V-belts. Predator belt construction is available in narrow and classical profiles and single and PowerBand™ configurations.

**Radius Relief** — Construction that minimizes corner wear and works with concave sides to assure proper support of the belt.

**Super HC™/Super HC™**

**Molded Notch Belt** — Gates trade name for a drive system commonly known as narrow or deep wedge.

**Superior Length Stability** — Assures V-belts require less re-tensioning and take-up during their service.

**Synchro-Power™** — Gates trade name for endless polyurethane construction belts, also known as Gates TPU™ belts. Also available as long length belting in specialized constructions such as food grade, heavy backing, textured backing, and utilizing various tensile cord materials.

**Synchronous** — Generic term used for power transmission drive systems utilizing toothed belts in mesh with grooved pulleys or sprockets. These systems are also referred to as Gilmer or timing.

**Tensile Cord** — V-belts typically use special polyester cords, with aramid used in some specialty belts, such as Predator™ and PoweRated™ belts. Synchronous belts generally have fiberglass cords, except for the carbon fiber used in Poly Chain® GT™ Carbon™ belts. Steel is rarely used, except in some special or made-to-order synchronous belts.

**Tooth Facing** — Specially woven and treated nylon fabric that reduces friction of the belt in the sprocket and resists abrasion and other tooth damage.



**Tri-Power™ Belts** — Gates trade name for molded notch classical section or conventional belts.

**Truflex™ Belts** — Gates trade name for Fractional Horsepower (FHP) light duty belts.


**PowerGrip™ TruMotion™ Belts** — Gates trade name for white rubber belts for use on light power and precision applications with cleanliness requirements.

**Truncated Rib** — Construction profile that provides improved crack resistance, higher load-carrying capacity and improved flex fatigue resistance.

**Twin Power™ Belts** — Gates trade name for PowerGrip™ rubber synchronous belts ideal for serpentine applications. Twin Power belts are specially made to handle the same load capacity on either side of the belt.

**V80™** — Gates trade name for V-belt matching system that meets ARPM tolerances. Any V80™ belt will match and perform with any other V80™ belt of the same size and type.

**Wrapped** — see Banded.



**POWER TRANSMISSION METAL TERMINOLOGY**

**Bushings** — A hub system that allows adaptation of sheaves, pulleys and sprockets to varying shaft sizes. Common bushing systems offered by Gates are QD™ and Taper-Lock™.

**Idler** — an adjustable free-wheeling pulley used to apply pre-tension to belts and take up slack.

**Pulley** — A common term that usually refers to sheaves, sprockets or pulleys. The term correctly used applies to metal used for PowerGrip™ timing belts.

**Sheaves** — Metal products with “V” shaped grooves specially designed for various types of V-belts.

**Sprockets** — Metal products for high-torque synchronous power transmission systems, such as PowerGrip™ GT™4 and Poly Chain® GT™ Carbon™. Sprockets are specifically designed to transmit power with only the corresponding belt product line.

**Xtreme V-Force™** — Gates trade name for Ethylene Elastomer construction V-belt series.

THE FOLLOWING SUPER HC™, HI-POWER™ II, TRI-POWER™ AND XVF™ PRO BELTS ARE V80™ BELTS	
MOLDED NOTCH CONSTRUCTION SINGLE V-BELTS	
3VX250-3VX1400	XPA630-XPA3000
5VX350-5VX2000	XPB1250-XPB3000
8VX1000-8VX2000	XPC1800-XPC3000
AX21-AX173	10X530LI-10X1750LI
BX24-BX300	13X715LI-13X4000LI
CX51-CX360	17X875LI-17X8636LI
XPZ604-XPZ3000	T021
BANDED CONSTRUCTION SINGLE V-BELTS	
3V250-3V1400	D98-D660
5V500-5V3550	E144-E660
8V1000-8V6000	SPZ3150-SPZ3550
A24-A200	SPA3070-SPA4500
B28-B472	SPB3150-SPB8000
C44-C450	SPC3150-SPC10600
BANDLESS CONSTRUCTION SINGLE V-BELTS	
AR24-AR120	
BR23-BR119	
MOLDED NOTCH CONSTRUCTION POWERBAND™ V-BELTS	
3VX250-3VX1400	BX42-BX158
5VX500-5VX2000	CX75-CX173
BANDED CONSTRUCTION POWERBAND™ V-BELTS	
3V800-3V1400	A62-A180
5V670-5V3550	B62-B315
8V1000-8V6000	C60-C420
D144-D660	

# SERVICES AND RESOURCES

Gates is committed to providing you the best power transmission products and tools to quickly find the part you need, design better drives, keep your systems up and running, and so much more. Visit **Gates.com** where you'll find the latest industry-leading service, expertise, tools, training, online catalog and other resources to support your operations.

## DESIGN IQ™ SOFTWARE

Design IQ™ provides a blank slate for designing multi-point and complex serpentine belt drives. Utilizing a specific Gates product that you have identified, as well as your drive specifications, the software will calculate belt tension, shaft load, belt length and more.

[gates.com/designIQ](https://gates.com/designIQ)

## DESIGN FLEX™ PRO™ SOFTWARE

Quickly, easily, and accurately design industrial synchronous or V-belt drive systems that fit your specific design parameters, so you can determine every potential belt drive solution for your specific application without wasting any time or money. Our professional-grade design software allows you to print, email, or create PDFs of your design specifications from within the software, with automatic translations to service your global markets.

[gates.com/designflex](https://gates.com/designflex)

## GATESCONNECT.COM

The most up-to-date product and order information at your fingertips. GatesConnect provides real-time product and order information at the click of a button, enabling you to quickly and efficiently manage your business and enhance customer service. With its modern and user-friendly interface, GatesConnect streamlines the customer experience so you can focus on growing your business.

[gatesconnect.com](https://gatesconnect.com)

## PRODUCT APPLICATION ENGINEERING

Our team of Product Application Engineers is dedicated to working with you to help improve the performance of your industrial belt drive. Whether you are a large OE manufacturer or an end user with Gates power transmission products in your application, we are here to provide expert engineering support.

[ptpasupport@gates.com](mailto:ptpasupport@gates.com)  
1.303.744.5800

## ONSITE PLANT AND ENERGY SAVING SURVEYS

Where could cost savings be easily achieved at your facility? Work with Gates to find out specific options for improving productivity, reducing downtime and reducing your energy bill.

To schedule an onsite survey or to learn more, contact your authorized Gates distributor and request onsite Plant and Energy Savings Surveys from Gates.

## PREVENTIVE MAINTENANCE

Proper installation and preventive maintenance procedures contribute to bottom line savings by reducing downtime and increasing production. Gates offers onsite Preventive Maintenance training for you and your staff.

To schedule training or to learn more, contact your authorized Gates distributor and request onsite Preventive Maintenance Training from Gates.

## PARTVIEW™ SYSTEM

Gates PartView is your online source to find industrial belt technical information, part numbers and specifications, materials, and properties, with access to modeling resources, diagrams, and CAD models. CAD Models for select parts are available in Solidworks, AutoCAD, and Pro/Engineer formats.

[gates.com/partview](https://gates.com/partview)

# GATES METALWORKS FOR CUSTOM METAL

When standard products won't work, call the Gates Metalworks Team. Our dedicated staff specializes in providing prototype and production pulleys, sheaves and sprockets to meet your design expectations. No order is too large or too small.

- Pulleys, Sheaves and Sprockets – All Gates Synchronous Profiles and Pitches, Micro-V® and V-belt, Plain or Profiled Idlers
- Bores – Plain, Straight, Tapered, Splined or any special bore. Manufactured to accept Taper-Lock™, Ringfeder™, QD, Torque Tamer, Trantorque™ or other special bushings
- Styles – Bar Stock, Idlers, Ringfeder Connections, Torque Tamers, Custom Configurations, Special Hubs and more
- Material – Aluminum, Steel, Ductile, Cast iron, Phenolic, Stainless Steel or Plastics
- Finishes – Hard Coat, Food Grade, Zinc, Black Anodize, Nickel Plating, Painted, Custom Plating or any Special Coatings
- Other Services – Sub-Assemblies, Press Bearings, Sprocket/Bushing Balance and Index Marking
- Processes – Hob Cutting, Shaper Cutting, Die Casting and Molding



For more information call 1.800.709.6001 or email us at [MakeMyMetal@Gates.com](mailto:MakeMyMetal@Gates.com)

[gates.com/metalworks](http://gates.com/metalworks)

# BELT INSTALLATION + ROTATION DEVICE

## INSTALLATION SECURITY WITH GATES BIRD™

The Gates Belt Installation + Rotation Device (BIRD™) reduces finger and hand injuries during the installation or routine maintenance of a belt drive, by limiting the exposure of hands getting caught in pinch points. While a drive is shut down and locked out, the BIRD safely facilitates a rotational inspection of the drive.

For more information call  
1.303.744.5800 or email us at  
PTPAsupport@gates.com



Product No. 7420-1001



# PREVENTIVE MAINTENANCE TOOLS

Proper tension, installation and maintenance can extend belt life and reduce costly downtime. Some of Gates most popular preventive maintenance tools include:

## SONIC TENSION METER - MODEL 508C

**Product No. 7420-0508**

For extremely accurate belt tension measurement, the Gates Sonic Tension Meter is an electronic device that measures the natural frequency of a free stationary belt span and instantly computes the static belt tension based upon the belt span length, belt width, and belt type. The Sonic Tension Meter can be used with synchronous and V-belts. Other features include:



- Output readings can be switched between pounds, kilograms, newtons and hertz.
- Auto gain control automatically adjusts meter sensitivity.
- Auto frequency range filters for background noise.
- Frequency range from 10 - 5,000 Hz.

## PENCIL TYPE TENSION TESTER

**Product No. 7401-0076**

Maximum deflection force: 30 lbs. For use with all small V-belts and synchronous belts.



## DOUBLE BARREL TENSION TESTER

**Product No. 7401-0075**

Maximum deflection force: 66 lbs. For use with all multiple V-belts and large synchronous belts.



## FIVE BARREL TENSION TESTER

**Product No. 7401-0079**

Maximum deflection force: 165 lbs. For use with multiple V-belts and large synchronous belts.



## EZ ALIGN™ PRECISION LASER ALIGNMENT DEVICES

**Product No. 7420-1000 - Red Laser**

**Product No. 7420-3000 - Green Laser**

**Product No. 7420-4000 - EZ Align XL**

Identifies common types of pulley misalignment.



## SHEAVE GAUGES

**Product No. 7401-0015 - Combo (English & Metric)**

Useful for identifying worn or damaged V-belt sheaves.



SONIC TENSION METER AND ACCESSORIES	
PROD. NO.	DESCRIPTION
7420-0205	Flat Flexible Sensor
7420-0206	Cord Sensor
7420-0212	Inductive Sensor (Magnets Included)
7420-0508	Sonic Tension Meter Model 508C
7420-1212	Replacement Magnets for Inductive Sensor

TENSIONING AND ALIGNMENT DEVICES	
PROD. NO.	DESCRIPTION
7401-0076	30 Lb. Pencil Type
7401-0075	66 Lb. Double Barrel
7401-0079	165 Lb. Five Barrel
7401-0015	Sheave Gauge - Combo (English & Metric)
7420-1001	Belt Installation + Rotation Device (BIRD)
7420-1000	EZ Align Laser Alignment Device - Red
7420-3000	EZ Align Laser Alignment Device - Green
7420-4000	EZ Align XL Laser Alignment Device



**NOTES**



## Preventive Maintenance Tools

### Sonic Tension Meter and Accessories

Part No.	Product No.	Weight (Lbs.)
3/8 X 1/16 DISK MAGNET	7420-1212	.030
205 FLAT FLEXIBLE SENSOR	7420-0205	2.700
206 CORD SENSOR	7420-0206	.200
212 INDUCTIVE SENSOR	7420-0212	.100
508 C SONIC TENSION METER	7420-0508	.950
BELT PM TOOL BOX	7420-2000	2.500

### Preventive Maintenance Tools

Part No.	Product No.	Weight (Lbs.)
BELT INSTALL AND ROTATE DEVICE	7420-1001	12.250

### Tensioning and Alignment Devices

Part No.	Product No.	Weight (Lbs.)
30 LB TENSION TESTER	7401-0076	.150
66 LB TENSION TESTER	7401-0075	.400
165 LB TENSION TESTER	7401-0079	1.000
EZ ALIGN LASER TOOL	7420-1000	2.300
EZ ALIGN TOOL-GREEN LASER	7420-3000	2.500
GATES EZ ALIGN TOOL - XL	7420-4000	6.500
SHEAVE GAUGE COMBO	7401-0015	.020



# Poly Chain® GT® Carbon™ Belts

## Recommended Sprockets

Poly Chain GT Sprockets - 8M and 14M

### Notes

Belt pitch is the distance in millimeters between two adjacent tooth centers as measured on the pitch line of the belt. Belt pitch length is the total length (circumference) in millimeters as measured along the pitch line. The theoretical pitch line of a Poly Chain GT Carbon belt lies within the tensile member. Poly Chain GT Carbon belts can be used on existing drives as replacement for previous generation Poly Chain belts.

**WARNING:** Always utilize Taper-Lock type Poly Chain GT Sprockets when designing a new Poly Chain GT Carbon belt drive system.

Use of non-Gates manufactured sprockets is not recommended: Gates Poly Chain GT sprockets are manufactured, specified and tested to fully support the full capabilities of the Poly Chain GT Carbon belt. Product performance cannot be guaranteed when non-Gates sprockets are used.

## Product No. Series 9274

### 8mm Pitch — 12mm Wide

Part No.	Product No.	Number of Teeth	Pitch Length (in)	Weight (Lbs.)	Part No.	Product No.	Number of Teeth	Pitch Length (in)	Weight (Lbs.)
8MGT-640-12	9274-0080	80	25.20	.079	8MGT-2000-12	9274-0250	250	78.74	.248
8MGT-720-12	9274-0090	90	28.35	.089	8MGT-2200-12	9274-0275	275	86.61	.273
8MGT-800-12	9274-0100	100	31.50	.099	8MGT-2240-12	9274-0280	280	88.19	.278
8MGT-896-12	9274-0112	112	35.28	.111	8MGT-2400-12	9274-0300	300	94.49	.298
8MGT-960-12	9274-0120	120	37.80	.119	8MGT-2520-12	9274-0315	315	99.21	.313
8MGT-1000-12	9274-0125	125	39.37	.124	8MGT-2600-12	9274-0325	325	102.36	.323
8MGT-1040-12	9274-0130	130	40.95	.129	8MGT-2800-12	9274-0350	350	110.24	.347
8MGT-1120-12	9274-0140	140	44.09	.139	8MGT-2840-12	9274-0355	355	111.81	.352
8MGT-1200-12	9274-0150	150	47.24	.149	8MGT-3048-12	9274-0381	381	120.00	.378
8MGT-1224-12	9274-0153	153	48.19	.152	8MGT-3200-12	9274-0400	400	125.98	.397
8MGT-1280-12	9274-0160	160	50.39	.159	8MGT-3280-12	9274-0410	410	129.13	.407
8MGT-1440-12	9274-0180	180	56.69	.179	8MGT-3600-12	9274-0450	450	141.73	.447
8MGT-1600-12	9274-0200	200	62.99	.199	8MGT-4000-12	9274-0500	500	157.48	.496
8MGT-1760-12	9274-0220	220	69.29	.218	8MGT-4400-12	9274-0550	550	173.23	.546
8MGT-1792-12	9274-0224	224	70.55	.222	8MGT-4480-12	9274-0560	560	176.38	.556

### 8mm Pitch — 21mm Wide

Part No.	Product No.	Number of Teeth	Pitch Length (in)	Weight (Lbs.)	Part No.	Product No.	Number of Teeth	Pitch Length (in)	Weight (Lbs.)
8MGT-640-21	9274-1080	80	25.20	.139	8MGT-2000-21	9274-1250	250	78.74	.434
8MGT-720-21	9274-1090	90	28.35	.156	8MGT-2200-21	9274-1275	275	86.61	.478
8MGT-800-21	9274-1100	100	31.50	.174	8MGT-2240-21	9274-1280	280	88.19	.486
8MGT-896-21	9274-1112	112	35.28	.195	8MGT-2400-21	9274-1300	300	94.49	.521
8MGT-960-21	9274-1120	120	37.80	.208	8MGT-2520-21	9274-1315	315	99.21	.547
8MGT-1000-21	9274-1125	125	39.37	.217	8MGT-2600-21	9274-1325	325	102.36	.565
8MGT-1040-21	9274-1130	130	40.95	.226	8MGT-2800-21	9274-1350	350	110.24	.608
8MGT-1120-21	9274-1140	140	44.09	.243	8MGT-2840-21	9274-1355	355	111.81	.617
8MGT-1200-21	9274-1150	150	47.24	.261	8MGT-3048-21	9274-1381	381	120.00	.662
8MGT-1224-21	9274-1153	153	48.19	.266	8MGT-3200-21	9274-1400	400	125.98	.695
8MGT-1280-21	9274-1160	160	50.39	.278	8MGT-3280-21	9274-1410	410	129.13	.712
8MGT-1440-21	9274-1180	180	56.69	.313	8MGT-3600-21	9274-1450	450	141.73	.782
8MGT-1600-21	9274-1200	200	62.99	.347	8MGT-4000-21	9274-1500	500	157.48	.869
8MGT-1760-21	9274-1220	220	69.29	.382	8MGT-4400-21	9274-1550	550	173.23	.955
8MGT-1792-21	9274-1224	224	70.55	.389	8MGT-4480-21	9274-1560	560	176.38	.973

### 8mm Pitch — 36mm Wide

Part No.	Product No.	Number of Teeth	Pitch Length (in)	Weight (Lbs.)	Part No.	Product No.	Number of Teeth	Pitch Length (in)	Weight (Lbs.)
8MGT-640-36	9274-2080	80	25.20	.238	8MGT-1224-36	9274-2153	153	48.19	.456
8MGT-720-36	9274-2090	90	28.35	.268	8MGT-1280-36	9274-2160	160	50.39	.476
8MGT-800-36	9274-2100	100	31.50	.298	8MGT-1440-36	9274-2180	180	56.69	.536
8MGT-896-36	9274-2112	112	35.28	.334	8MGT-1600-36	9274-2200	200	62.99	.596
8MGT-960-36	9274-2120	120	37.80	.357	8MGT-1760-36	9274-2220	220	69.29	.655
8MGT-1000-36	9274-2125	125	39.37	.372	8MGT-1792-36	9274-2224	224	70.55	.667
8MGT-1040-36	9274-2130	130	40.95	.387	8MGT-2000-36	9274-2250	250	78.74	.744
8MGT-1120-36	9274-2140	140	44.09	.417	8MGT-2200-36	9274-2275	275	86.61	.819
8MGT-1200-36	9274-2150	150	47.24	.447	8MGT-2240-36	9274-2280	280	88.19	.834

POLY CHAIN BELTS



# Poly Chain® GT® Carbon™ Belts

## Product No. Series 9274 (continued)

### 8mm Pitch — 36mm Wide (continued)

Part No.	Product No.	Number of Teeth	Pitch Length (in)	Weight (Lbs.)
8MGT-2400-36	9274-2300	300	94.49	.893
8MGT-2520-36	9274-2315	315	99.21	.938
8MGT-2600-36	9274-2325	325	102.36	.968
8MGT-2800-36	9274-2350	350	110.24	1.042
8MGT-2840-36	9274-2355	355	111.81	1.057
8MGT-3048-36	9274-2381	381	120.00	1.135

Part No.	Product No.	Number of Teeth	Pitch Length (in)	Weight (Lbs.)
8MGT-3200-36	9274-2400	400	125.98	1.191
8MGT-3280-36	9274-2410	410	129.13	1.221
8MGT-3600-36	9274-2450	450	141.73	1.340
8MGT-4000-36	9274-2500	500	157.48	1.489
8MGT-4400-36	9274-2550	550	173.23	1.638
8MGT-4480-36	9274-2560	560	176.38	1.668

### 8mm Pitch — 62mm Wide

Part No.	Product No.	Number of Teeth	Pitch Length (in)	Weight (Lbs.)
8MGT-640-62	9274-3080	80	25.20	.410
8MGT-720-62	9274-3090	90	28.35	.462
8MGT-800-62	9274-3100	100	31.50	.513
8MGT-896-62	9274-3112	112	35.28	.574
8MGT-960-62	9274-3120	120	37.80	.615
8MGT-1000-62	9274-3125	125	39.37	.641
8MGT-1040-62	9274-3130	130	40.95	.667
8MGT-1120-62	9274-3140	140	44.09	.718
8MGT-1200-62	9274-3150	150	47.24	.769
8MGT-1224-62	9274-3153	153	48.19	.785
8MGT-1280-62	9274-3160	160	50.39	.821
8MGT-1440-62	9274-3180	180	56.69	.923
8MGT-1600-62	9274-3200	200	62.99	1.026
8MGT-1760-62	9274-3220	220	69.29	1.128
8MGT-1792-62	9274-3224	224	70.55	1.149

Part No.	Product No.	Number of Teeth	Pitch Length (in)	Weight (Lbs.)
8MGT-2000-62	9274-3250	250	78.74	1.282
8MGT-2200-62	9274-3275	275	86.61	1.410
8MGT-2240-62	9274-3280	280	88.19	1.436
8MGT-2400-62	9274-3300	300	94.49	1.539
8MGT-2520-62	9274-3315	315	99.21	1.616
8MGT-2600-62	9274-3325	325	102.36	1.667
8MGT-2800-62	9274-3350	350	110.24	1.795
8MGT-2840-62	9274-3355	355	111.81	1.821
8MGT-3048-62	9274-3381	381	120.00	1.954
8MGT-3200-62	9274-3400	400	125.98	2.051
8MGT-3280-62	9274-3410	410	129.13	2.103
8MGT-3600-62	9274-3450	450	141.73	2.308
8MGT-4000-62	9274-3500	500	157.48	2.564
8MGT-4400-62	9274-3550	550	173.23	2.821
8MGT-4480-62	9274-3560	560	176.38	2.872

### 14mm Pitch — 20mm Wide

Part No.	Product No.	Number of Teeth	Pitch Length (in)	Weight (Lbs.)
14MGT-994-20	9274-4071	71	39.13	.346
14MGT-1120-20	9274-4080	80	44.09	.389
14MGT-1190-20	9274-4085	85	46.85	.414
14MGT-1260-20	9274-4090	90	49.61	.438
14MGT-1400-20	9274-4100	100	55.12	.487
14MGT-1568-20	9274-4112	112	61.73	.545
14MGT-1610-20	9274-4115	115	63.39	.560
14MGT-1750-20	9274-4125	125	68.90	.608
14MGT-1890-20	9274-4135	135	74.41	.657
14MGT-1960-20	9274-4140	140	77.17	.681
14MGT-2100-20	9274-4150	150	82.68	.730
14MGT-2240-20	9274-4160	160	88.19	.779
14MGT-2310-20	9274-4165	165	90.95	.803
14MGT-2380-20	9274-4170	170	93.70	.827
14MGT-2450-20	9274-4175	175	96.46	.852

Part No.	Product No.	Number of Teeth	Pitch Length (in)	Weight (Lbs.)
14MGT-2520-20	9274-4180	180	99.21	.876
14MGT-2590-20	9274-4185	185	101.97	.900
14MGT-2660-20	9274-4190	190	104.72	.925
14MGT-2730-20	9274-4195	195	107.48	.949
14MGT-2800-20	9274-4200	200	110.24	.973
14MGT-2828-20	9274-4202	202	111.34	.983
14MGT-3136-20	9274-4224	224	123.46	1.090
14MGT-3304-20	9274-4236	236	130.08	1.148
14MGT-3360-20	9274-4240	240	132.28	1.168
14MGT-3500-20	9274-4250	250	137.80	1.217
14MGT-3850-20	9274-4275	275	151.58	1.338
14MGT-3920-20	9274-4280	280	154.33	1.363
14MGT-4326-20	9274-4309	309	170.32	1.504
14MGT-4410-20	9274-4315	315	173.62	1.533

### 14mm Pitch — 37mm Wide

Part No.	Product No.	Number of Teeth	Pitch Length (in)	Weight (Lbs.)
14MGT-994-37	9274-5071	71	39.13	.639
14MGT-1120-37	9274-5080	80	44.09	.720
14MGT-1190-37	9274-5085	85	46.85	.765
14MGT-1260-37	9274-5090	90	49.61	.810
14MGT-1400-37	9274-5100	100	55.12	.900
14MGT-1568-37	9274-5112	112	61.73	1.008
14MGT-1610-37	9274-5115	115	63.39	1.035
14MGT-1750-37	9274-5125	125	68.90	1.125

Part No.	Product No.	Number of Teeth	Pitch Length (in)	Weight (Lbs.)
14MGT-1890-37	9274-5135	135	74.41	1.215
14MGT-1960-37	9274-5140	140	77.17	1.260
14MGT-2100-37	9274-5150	150	82.68	1.350
14MGT-2240-37	9274-5160	160	88.19	1.440
14MGT-2310-37	9274-5165	165	90.95	1.485
14MGT-2380-37	9274-5170	170	93.70	1.530
14MGT-2450-37	9274-5175	175	96.46	1.575
14MGT-2520-37	9274-5180	180	99.21	1.621



# Poly Chain® GT® Carbon™ Belts

## Product No. Series 9274 (continued)

### 14mm Pitch — 37mm Wide (continued)

Part No.	Product No.	Number of Teeth	Pitch Length (in)	Weight (Lbs.)
14MGT-2590-37	9274-5185	185	101.97	1.666
14MGT-2660-37	9274-5190	190	104.72	1.711
14MGT-2730-37	9274-5195	195	107.48	1.756
14MGT-2800-37	9274-5200	200	110.24	1.801
14MGT-2828-37	9274-5202	202	111.34	1.819
14MGT-3136-37	9274-5224	224	123.46	2.017
14MGT-3304-37	9274-5236	236	130.08	2.125

Part No.	Product No.	Number of Teeth	Pitch Length (in)	Weight (Lbs.)
14MGT-3360-37	9274-5240	240	132.28	2.161
14MGT-3500-37	9274-5250	250	137.80	2.251
14MGT-3850-37	9274-5275	275	151.58	2.476
14MGT-3920-37	9274-5280	280	154.33	2.521
14MGT-4326-37	9274-5309	309	170.32	2.782
14MGT-4410-37	9274-5315	315	173.62	2.836

### 14mm Pitch — 68mm Wide

Part No.	Product No.	Number of Teeth	Pitch Length (in)	Weight (Lbs.)
14MGT-994-68	9274-6071	71	39.13	1.175
14MGT-1120-68	9274-6080	80	44.09	1.324
14MGT-1190-68	9274-6085	85	46.85	1.406
14MGT-1260-68	9274-6090	90	49.61	1.489
14MGT-1400-68	9274-6100	100	55.12	1.655
14MGT-1568-68	9274-6112	112	61.73	1.853
14MGT-1610-68	9274-6115	115	63.39	1.903
14MGT-1750-68	9274-6125	125	68.90	2.068
14MGT-1890-68	9274-6135	135	74.41	2.234
14MGT-1960-68	9274-6140	140	77.17	2.316
14MGT-2100-68	9274-6150	150	82.68	2.482
14MGT-2240-68	9274-6160	160	88.19	2.647
14MGT-2310-68	9274-6165	165	90.95	2.730
14MGT-2380-68	9274-6170	170	93.70	2.813
14MGT-2450-68	9274-6175	175	96.46	2.896

Part No.	Product No.	Number of Teeth	Pitch Length (in)	Weight (Lbs.)
14MGT-2520-68	9274-6180	180	99.21	2.978
14MGT-2590-68	9274-6185	185	101.97	3.061
14MGT-2660-68	9274-6190	190	104.72	3.144
14MGT-2730-68	9274-6195	195	107.48	3.226
14MGT-2800-68	9274-6200	200	110.24	3.309
14MGT-2828-68	9274-6202	202	111.34	3.342
14MGT-3136-68	9274-6224	224	123.46	3.706
14MGT-3304-68	9274-6236	236	130.08	3.905
14MGT-3360-68	9274-6240	240	132.28	3.971
14MGT-3500-68	9274-6250	250	137.80	4.136
14MGT-3850-68	9274-6275	275	151.58	4.550
14MGT-3920-68	9274-6280	280	154.33	4.633
14MGT-4326-68	9274-6309	309	170.32	5.113
14MGT-4410-68	9274-6315	315	173.62	5.212

### 14mm Pitch — 90mm Wide

Part No.	Product No.	Number of Teeth	Pitch Length (in)	Weight (Lbs.)
14MGT-994-90	9274-7071	71	39.13	1.555
14MGT-1120-90	9274-7080	80	44.09	1.752
14MGT-1190-90	9274-7085	85	46.85	1.861
14MGT-1260-90	9274-7090	90	49.61	1.971
14MGT-1400-90	9274-7100	100	55.12	2.190
14MGT-1568-90	9274-7112	112	61.73	2.453
14MGT-1610-90	9274-7115	115	63.39	2.518
14MGT-1750-90	9274-7125	125	68.90	2.737
14MGT-1890-90	9274-7135	135	74.41	2.956
14MGT-1960-90	9274-7140	140	77.17	3.066
14MGT-2100-90	9274-7150	150	82.68	3.285
14MGT-2240-90	9274-7160	160	88.19	3.504
14MGT-2310-90	9274-7165	165	90.95	3.613
14MGT-2380-90	9274-7170	170	93.70	3.723
14MGT-2450-90	9274-7175	175	96.46	3.832

Part No.	Product No.	Number of Teeth	Pitch Length (in)	Weight (Lbs.)
14MGT-2520-90	9274-7180	180	99.21	3.942
14MGT-2590-90	9274-7185	185	101.97	4.051
14MGT-2660-90	9274-7190	190	104.72	4.161
14MGT-2730-90	9274-7195	195	107.48	4.270
14MGT-2800-90	9274-7200	200	110.24	4.380
14MGT-2828-90	9274-7202	202	111.34	4.424
14MGT-3136-90	9274-7224	224	123.46	4.905
14MGT-3304-90	9274-7236	236	130.08	5.168
14MGT-3360-90	9274-7240	240	132.28	5.256
14MGT-3500-90	9274-7250	250	137.80	5.475
14MGT-3850-90	9274-7275	275	151.58	6.022
14MGT-3920-90	9274-7280	280	154.33	6.132
14MGT-4326-90	9274-7309	309	170.32	6.767
14MGT-4410-90	9274-7315	315	173.62	6.898

### 14mm Pitch — 125mm Wide

Part No.	Product No.	Number of Teeth	Pitch Length (in)	Weight (Lbs.)
14MGT-994-125	9274-8071	71	39.13	2.159
14MGT-1120-125	9274-8080	80	44.09	2.433
14MGT-1190-125	9274-8085	85	46.85	2.585
14MGT-1260-125	9274-8090	90	49.61	2.737
14MGT-1400-125	9274-8100	100	55.12	3.042
14MGT-1568-125	9274-8112	112	61.73	3.406
14MGT-1610-125	9274-8115	115	63.39	3.498

Part No.	Product No.	Number of Teeth	Pitch Length (in)	Weight (Lbs.)
14MGT-1750-125	9274-8125	125	68.90	3.802
14MGT-1890-125	9274-8135	135	74.41	4.106
14MGT-1960-125	9274-8140	140	77.17	4.258
14MGT-2100-125	9274-8150	150	82.68	4.562
14MGT-2240-125	9274-8160	160	88.19	4.866
14MGT-2310-125	9274-8165	165	90.95	5.018
14MGT-2380-125	9274-8170	170	93.70	5.171

POLY CHAIN BELTS

**Poly Chain® GT® Carbon™ Belts****Product No. Series 9274 (continued)****14mm Pitch — 125mm Wide (continued)**

Part No.	Product No.	Number of Teeth	Pitch Length (in)	Weight (Lbs.)
14MGT-2450-125	9274-8175	175	96.46	5.323
14MGT-2520-125	9274-8180	180	99.21	5.475
14MGT-2590-125	9274-8185	185	101.97	5.627
14MGT-2660-125	9274-8190	190	104.72	5.779
14MGT-2730-125	9274-8195	195	107.48	5.931
14MGT-2800-125	9274-8200	200	110.24	6.083
14MGT-2828-125	9274-8202	202	111.34	6.144
14MGT-3136-125	9274-8224	224	123.46	6.813

Part No.	Product No.	Number of Teeth	Pitch Length (in)	Weight (Lbs.)
14MGT-3304-125	9274-8236	236	130.08	7.178
14MGT-3360-125	9274-8240	240	132.28	7.300
14MGT-3500-125	9274-8250	250	137.80	7.604
14MGT-3850-125	9274-8275	275	151.58	8.364
14MGT-3920-125	9274-8280	280	154.33	8.516
14MGT-4326-125	9274-8309	309	170.32	9.398
14MGT-4410-125	9274-8315	315	173.62	9.581



# Poly Chain® ADV™ Belts

**Recommended Sprockets**  
Poly Chain GT Sprockets - 14M

**Notes**

Poly Chain ADV belt part numbers are comprised of pitch, ADV indication, pitch length, and width: part number 14ADV-994-20 denotes a 14mm pitch in ADV construction, 994mm pitch length, and 20mm width.

**WARNING:** Always utilize Taper-Lock type Poly Chain GT Sprockets when designing a new Poly Chain ADV belt drive system. Use of non-Gates manufactured sprockets is not recommended and product performance cannot be guaranteed when non-Gates sprockets are used.

## Product No. Series 9496

### 14mm Pitch — 20mm Wide

Part No.	Product No.	Number of Teeth	Pitch Length (in)	Weight (Lbs.)	Part No.	Product No.	Number of Teeth	Pitch Length (in)	Weight (Lbs.)
14ADV-994-20	9496-4071	71	39.13	.346	14ADV-2520-20	9496-4180	180	99.21	.876
14ADV-1120-20	9496-4080	80	44.09	.389	14ADV-2590-20	9496-4185	185	101.97	.900
14ADV-1190-20	9496-4085	85	46.85	.414	14ADV-2660-20	9496-4190	190	104.72	.925
14ADV-1260-20	9496-4090	90	49.61	.438	14ADV-2730-20	9496-4195	195	107.48	.949
14ADV-1400-20	9496-4100	100	55.12	.487	14ADV-2800-20	9496-4200	200	110.24	.973
14ADV-1568-20	9496-4112	112	61.73	.545	14ADV-2828-20	9496-4202	202	111.34	.983
14ADV-1610-20	9496-4115	115	63.39	.560	14ADV-3136-20	9496-4224	224	123.46	1.090
14ADV-1750-20	9496-4125	125	68.90	.608	14ADV-3304-20	9496-4236	236	130.08	1.148
14ADV-1890-20	9496-4135	135	74.41	.657	14ADV-3360-20	9496-4240	240	132.28	1.168
14ADV-1960-20	9496-4140	140	77.17	.681	14ADV-3500-20	9496-4250	250	137.80	1.217
14ADV-2100-20	9496-4150	150	82.68	.730	14ADV-3850-20	9496-4275	275	151.58	1.338
14ADV-2240-20	9496-4160	160	88.19	.779	14ADV-3920-20	9496-4280	280	154.33	1.363
14ADV-2310-20	9496-4165	165	90.95	.803	14ADV-4326-20	9496-4309	309	170.32	1.504
14ADV-2380-20	9496-4170	170	93.70	.827	14ADV-4410-20	9496-4315	315	173.62	1.533
14ADV-2450-20	9496-4175	175	96.46	.852					

### 14mm Pitch — 37mm Wide

Part No.	Product No.	Number of Teeth	Pitch Length (in)	Weight (Lbs.)	Part No.	Product No.	Number of Teeth	Pitch Length (in)	Weight (Lbs.)
14ADV-994-37	9496-5071	71	39.13	.639	14ADV-2520-37	9496-5180	180	99.21	1.621
14ADV-1120-37	9496-5080	80	44.09	.720	14ADV-2590-37	9496-5185	185	101.97	1.666
14ADV-1190-37	9496-5085	85	46.85	.765	14ADV-2660-37	9496-5190	190	104.72	1.711
14ADV-1260-37	9496-5090	90	49.61	.810	14ADV-2730-37	9496-5195	195	107.48	1.756
14ADV-1400-37	9496-5100	100	55.12	.900	14ADV-2800-37	9496-5200	200	110.24	1.801
14ADV-1568-37	9496-5112	112	61.73	1.008	14ADV-2828-37	9496-5202	202	111.34	1.819
14ADV-1610-37	9496-5115	115	63.39	1.035	14ADV-3136-37	9496-5224	224	123.46	2.017
14ADV-1750-37	9496-5125	125	68.90	1.125	14ADV-3304-37	9496-5236	236	130.08	2.125
14ADV-1890-37	9496-5135	135	74.41	1.215	14ADV-3360-37	9496-5240	240	132.28	2.161
14ADV-1960-37	9496-5140	140	77.17	1.260	14ADV-3500-37	9496-5250	250	137.80	2.251
14ADV-2100-37	9496-5150	150	82.68	1.350	14ADV-3850-37	9496-5275	275	151.58	2.476
14ADV-2240-37	9496-5160	160	88.19	1.440	14ADV-3920-37	9496-5280	280	154.33	2.521
14ADV-2310-37	9496-5165	165	90.95	1.485	14ADV-4326-37	9496-5309	309	170.32	2.782
14ADV-2380-37	9496-5170	170	93.70	1.530	14ADV-4410-37	9496-5315	315	173.62	2.836
14ADV-2450-37	9496-5175	175	96.46	1.575					

### 14mm Pitch — 68mm Wide

Part No.	Product No.	Number of Teeth	Pitch Length (in)	Weight (Lbs.)	Part No.	Product No.	Number of Teeth	Pitch Length (in)	Weight (Lbs.)
14ADV-994-68	9496-6071	71	39.13	1.175	14ADV-2240-68	9496-6160	160	88.19	2.647
14ADV-1120-68	9496-6080	80	44.09	1.324	14ADV-2310-68	9496-6165	165	90.95	2.730
14ADV-1190-68	9496-6085	85	46.85	1.406	14ADV-2380-68	9496-6170	170	93.70	2.813
14ADV-1260-68	9496-6090	90	49.61	1.489	14ADV-2450-68	9496-6175	175	96.46	2.896
14ADV-1400-68	9496-6100	100	55.12	1.655	14ADV-2520-68	9496-6180	180	99.21	2.978
14ADV-1568-68	9496-6112	112	61.73	1.853	14ADV-2590-68	9496-6185	185	101.97	3.061
14ADV-1610-68	9496-6115	115	63.39	1.903	14ADV-2660-68	9496-6190	190	104.72	3.144
14ADV-1750-68	9496-6125	125	68.90	2.068	14ADV-2730-68	9496-6195	195	107.48	3.226
14ADV-1890-68	9496-6135	135	74.41	2.234	14ADV-2800-68	9496-6200	200	110.24	3.309
14ADV-1960-68	9496-6140	140	77.17	2.316	14ADV-2828-68	9496-6202	202	111.34	3.342
14ADV-2100-68	9496-6150	150	82.68	2.482	14ADV-3136-68	9496-6224	224	123.46	3.706

POLY CHAIN BELTS



# Poly Chain® ADV™ Belts

## Product No. Series 9496 (continued)

### 14mm Pitch — 68mm Wide (continued)

Part No.	Product No.	Number of Teeth	Pitch Length (in)	Weight (Lbs.)
14ADV-3304-68	9496-6236	236	130.08	3.905
14ADV-3360-68	9496-6240	240	132.28	3.971
14ADV-3500-68	9496-6250	250	137.80	4.136
14ADV-3850-68	9496-6275	275	151.58	4.550

Part No.	Product No.	Number of Teeth	Pitch Length (in)	Weight (Lbs.)
14ADV-3920-68	9496-6280	280	154.33	4.633
14ADV-4326-68	9496-6309	309	170.32	5.113
14ADV-4410-68	9496-6315	315	173.62	5.212

### 14mm Pitch — 90mm Wide

Part No.	Product No.	Number of Teeth	Pitch Length (in)	Weight (Lbs.)
14ADV-994-90	9496-7071	71	39.13	1.555
14ADV-1120-90	9496-7080	80	44.09	1.752
14ADV-1190-90	9496-7085	85	46.85	1.861
14ADV-1260-90	9496-7090	90	49.61	1.971
14ADV-1400-90	9496-7100	100	55.12	2.190
14ADV-1568-90	9496-7112	112	61.73	2.453
14ADV-1610-90	9496-7115	115	63.39	2.518
14ADV-1750-90	9496-7125	125	68.90	2.737
14ADV-1890-90	9496-7135	135	74.41	2.956
14ADV-1960-90	9496-7140	140	77.17	3.066
14ADV-2100-90	9496-7150	150	82.68	3.285
14ADV-2240-90	9496-7160	160	88.19	3.504
14ADV-2310-90	9496-7165	165	90.95	3.613
14ADV-2380-90	9496-7170	170	93.70	3.723
14ADV-2450-90	9496-7175	175	96.46	3.832

Part No.	Product No.	Number of Teeth	Pitch Length (in)	Weight (Lbs.)
14ADV-2520-90	9496-7180	180	99.21	3.942
14ADV-2590-90	9496-7185	185	101.97	4.051
14ADV-2660-90	9496-7190	190	104.72	4.161
14ADV-2730-90	9496-7195	195	107.48	4.270
14ADV-2800-90	9496-7200	200	110.24	4.380
14ADV-2828-90	9496-7202	202	111.34	4.424
14ADV-3136-90	9496-7224	224	123.46	4.905
14ADV-3304-90	9496-7236	236	130.08	5.168
14ADV-3360-90	9496-7240	240	132.28	5.256
14ADV-3500-90	9496-7250	250	137.80	5.475
14ADV-3850-90	9496-7275	275	151.58	6.022
14ADV-3920-90	9496-7280	280	154.33	6.132
14ADV-4326-90	9496-7309	309	170.32	6.767
14ADV-4410-90	9496-7315	315	173.62	6.898

### 14mm Pitch — 125mm Wide

Part No.	Product No.	Number of Teeth	Pitch Length (in)	Weight (Lbs.)
14ADV-994-125	9496-8071	71	39.13	2.159
14ADV-1120-125	9496-8080	80	44.09	2.433
14ADV-1190-125	9496-8085	85	46.85	2.585
14ADV-1260-125	9496-8090	90	49.61	2.737
14ADV-1400-125	9496-8100	100	55.12	3.042
14ADV-1568-125	9496-8112	112	61.73	3.406
14ADV-1610-125	9496-8115	115	63.39	3.498
14ADV-1750-125	9496-8125	125	68.90	3.802
14ADV-1890-125	9496-8135	135	74.41	4.106
14ADV-1960-125	9496-8140	140	77.17	4.258
14ADV-2100-125	9496-8150	150	82.68	4.562
14ADV-2240-125	9496-8160	160	88.19	4.866
14ADV-2310-125	9496-8165	165	90.95	5.018
14ADV-2380-125	9496-8170	170	93.70	5.171
14ADV-2450-125	9496-8175	175	96.46	5.323

Part No.	Product No.	Number of Teeth	Pitch Length (in)	Weight (Lbs.)
14ADV-2520-125	9496-8180	180	99.21	5.475
14ADV-2590-125	9496-8185	185	101.97	5.627
14ADV-2660-125	9496-8190	190	104.72	5.779
14ADV-2730-125	9496-8195	195	107.48	5.931
14ADV-2800-125	9496-8200	200	110.24	6.083
14ADV-2828-125	9496-8202	202	111.34	6.144
14ADV-3136-125	9496-8224	224	123.46	6.813
14ADV-3304-125	9496-8236	236	130.08	7.178
14ADV-3360-125	9496-8240	240	132.28	7.300
14ADV-3500-125	9496-8250	250	137.80	7.604
14ADV-3850-125	9496-8275	275	151.58	8.364
14ADV-3920-125	9496-8280	280	154.33	8.516
14ADV-4326-125	9496-8309	309	170.32	9.398
14ADV-4410-125	9496-8315	315	173.62	9.581



# Poly Chain<sup>®</sup> Carbon<sup>™</sup> Volt<sup>™</sup> Belts

## Recommended Sprockets

Use Taper-Lock type Poly Chain GT Sprockets when designing a new Poly Chain Carbon Volt belt drive system.

## Notes

Poly Chain Carbon Volt belt part numbers follow a similar notation to Poly Chain GT Carbon belts: part number 14GTV-4410-20 denotes a 14mm pitch, Poly Chain Carbon Volt antistatic construction, 4410mm pitch length and 20mm width.

Poly Chain Carbon Volt belts are antistatic in accordance with ISO 9563. When belt drive systems are located in potentially hazardous environments, safe and reliable dissipation of electrostatic charges is critical - a secondary means of dissipation such as static grounding brushes is recommended.

### Product No. Series 9239

#### 8mm Pitch — 12mm Wide

Part No.	Product No.	Number of Teeth	Pitch Length (in)	Weight (Lbs.)	Part No.	Product No.	Number of Teeth	Pitch Length (in)	Weight (Lbs.)
8GTV-640-12	9239-0080	80	25.20	.079	8GTV-2000-12	9239-0250	250	78.74	.248
8GTV-720-12	9239-0090	90	28.35	.089	8GTV-2200-12	9239-0275	275	86.61	.273
8GTV-800-12	9239-0100	100	31.50	.099	8GTV-2240-12	9239-0280	280	88.19	.278
8GTV-896-12	9239-0112	112	35.28	.111	8GTV-2400-12	9239-0300	300	94.49	.298
8GTV-960-12	9239-0120	120	37.80	.119	8GTV-2520-12	9239-0315	315	99.21	.313
8GTV-1000-12	9239-0125	125	39.37	.124	8GTV-2600-12	9239-0325	325	102.36	.323
8GTV-1040-12	9239-0130	130	40.95	.129	8GTV-2800-12	9239-0350	350	110.24	.347
8GTV-1120-12	9239-0140	140	44.09	.139	8GTV-2840-12	9239-0355	355	111.81	.352
8GTV-1200-12	9239-0150	150	47.24	.149	8GTV-3048-12	9239-0381	381	120.00	.378
8GTV-1224-12	9239-0153	153	48.19	.152	8GTV-3200-12	9239-0400	400	125.98	.397
8GTV-1280-12	9239-0160	160	50.39	.159	8GTV-3280-12	9239-0410	410	129.13	.407
8GTV-1440-12	9239-0180	180	56.69	.179	8GTV-3600-12	9239-0450	450	141.73	.447
8GTV-1600-12	9239-0200	200	62.99	.199	8GTV-4000-12	9239-0500	500	157.48	.496
8GTV-1760-12	9239-0220	220	69.29	.218	8GTV-4400-12	9239-0550	550	173.23	.546
8GTV-1792-12	9239-0224	224	70.55	.222	8GTV-4480-12	9239-0560	560	176.38	.556

#### 8mm Pitch — 21mm Wide

Part No.	Product No.	Number of Teeth	Pitch Length (in)	Weight (Lbs.)	Part No.	Product No.	Number of Teeth	Pitch Length (in)	Weight (Lbs.)
8GTV-640-21	9239-1080	80	25.20	.139	8GTV-2000-21	9239-1250	250	78.74	.434
8GTV-720-21	9239-1090	90	28.35	.156	8GTV-2200-21	9239-1275	275	86.61	.478
8GTV-800-21	9239-1100	100	31.50	.174	8GTV-2240-21	9239-1280	280	88.19	.486
8GTV-896-21	9239-1112	112	35.28	.195	8GTV-2400-21	9239-1300	300	94.49	.521
8GTV-960-21	9239-1120	120	37.80	.208	8GTV-2520-21	9239-1315	315	99.21	.547
8GTV-1000-21	9239-1125	125	39.37	.217	8GTV-2600-21	9239-1325	325	102.36	.565
8GTV-1040-21	9239-1130	130	40.95	.226	8GTV-2800-21	9239-1350	350	110.24	.608
8GTV-1120-21	9239-1140	140	44.09	.243	8GTV-2840-21	9239-1355	355	111.81	.617
8GTV-1200-21	9239-1150	150	47.24	.261	8GTV-3048-21	9239-1381	381	120.00	.662
8GTV-1224-21	9239-1153	153	48.19	.266	8GTV-3200-21	9239-1400	400	125.98	.695
8GTV-1280-21	9239-1160	160	50.39	.278	8GTV-3280-21	9239-1410	410	129.13	.712
8GTV-1440-21	9239-1180	180	56.69	.313	8GTV-3600-21	9239-1450	450	141.73	.782
8GTV-1600-21	9239-1200	200	62.99	.347	8GTV-4000-21	9239-1500	500	157.48	.869
8GTV-1760-21	9239-1220	220	69.29	.382	8GTV-4400-21	9239-1550	550	173.23	.955
8GTV-1792-21	9239-1224	224	70.55	.389	8GTV-4480-21	9239-1560	560	176.38	.973

#### 8mm Pitch — 36mm Wide

Part No.	Product No.	Number of Teeth	Pitch Length (in)	Weight (Lbs.)	Part No.	Product No.	Number of Teeth	Pitch Length (in)	Weight (Lbs.)
8GTV-640-36	9239-2080	80	25.20	.238	8GTV-1440-36	9239-2180	180	56.69	.536
8GTV-720-36	9239-2090	90	28.35	.268	8GTV-1600-36	9239-2200	200	62.99	.596
8GTV-800-36	9239-2100	100	31.50	.298	8GTV-1760-36	9239-2220	220	69.29	.655
8GTV-896-36	9239-2112	112	35.28	.334	8GTV-1792-36	9239-2224	224	70.55	.667
8GTV-960-36	9239-2120	120	37.80	.357	8GTV-2000-36	9239-2250	250	78.74	.744
8GTV-1000-36	9239-2125	125	39.37	.372	8GTV-2200-36	9239-2275	275	86.61	.819
8GTV-1040-36	9239-2130	130	40.95	.387	8GTV-2240-36	9239-2280	280	88.19	.834
8GTV-1120-36	9239-2140	140	44.09	.417	8GTV-2400-36	9239-2300	300	94.49	.893
8GTV-1200-36	9239-2150	150	47.24	.447	8GTV-2520-36	9239-2315	315	99.21	.938
8GTV-1224-36	9239-2153	153	48.19	.456	8GTV-2600-36	9239-2325	325	102.36	.968
8GTV-1280-36	9239-2160	160	50.39	.476	8GTV-2800-36	9239-2350	350	110.24	1.042

POLY CHAIN BELTS



# Poly Chain<sup>®</sup> Carbon<sup>™</sup> Volt<sup>™</sup> Belts

## Product No. Series 9239 (continued)

### 8mm Pitch — 36mm Wide (continued)

Part No.	Product No.	Number of Teeth	Pitch Length (in)	Weight (Lbs.)
8GTV-2840-36	9239-2355	355	111.81	1.057
8GTV-3048-36	9239-2381	381	120.00	1.135
8GTV-3200-36	9239-2400	400	125.98	1.191
8GTV-3280-36	9239-2410	410	129.13	1.221

Part No.	Product No.	Number of Teeth	Pitch Length (in)	Weight (Lbs.)
8GTV-3600-36	9239-2450	450	141.73	1.340
8GTV-4000-36	9239-2500	500	157.48	1.489
8GTV-4400-36	9239-2550	550	173.23	1.638
8GTV-4480-36	9239-2560	560	176.38	1.668

### 8mm Pitch — 62mm Wide

Part No.	Product No.	Number of Teeth	Pitch Length (in)	Weight (Lbs.)
8GTV-640-62	9239-3080	80	25.20	.410
8GTV-720-62	9239-3090	90	28.35	.462
8GTV-800-62	9239-3100	100	31.50	.513
8GTV-896-62	9239-3112	112	35.28	.574
8GTV-960-62	9239-3120	120	37.80	.615
8GTV-1000-62	9239-3125	125	39.37	.641
8GTV-1040-62	9239-3130	130	40.95	.667
8GTV-1120-62	9239-3140	140	44.09	.718
8GTV-1200-62	9239-3150	150	47.24	.769
8GTV-1224-62	9239-3153	153	48.19	.785
8GTV-1280-62	9239-3160	160	50.39	.821
8GTV-1440-62	9239-3180	180	56.69	.923
8GTV-1600-62	9239-3200	200	62.99	1.026
8GTV-1760-62	9239-3220	220	69.29	1.128
8GTV-1792-62	9239-3224	224	70.55	1.149

Part No.	Product No.	Number of Teeth	Pitch Length (in)	Weight (Lbs.)
8GTV-2000-62	9239-3250	250	78.74	1.282
8GTV-2200-62	9239-3275	275	86.61	1.410
8GTV-2240-62	9239-3280	280	88.19	1.436
8GTV-2400-62	9239-3300	300	94.49	1.539
8GTV-2520-62	9239-3315	315	99.21	1.616
8GTV-2600-62	9239-3325	325	102.36	1.667
8GTV-2800-62	9239-3350	350	110.24	1.795
8GTV-2840-62	9239-3355	355	111.81	1.821
8GTV-3048-62	9239-3381	381	120.00	1.954
8GTV-3200-62	9239-3400	400	125.98	2.051
8GTV-3280-62	9239-3410	410	129.13	2.103
8GTV-3600-62	9239-3450	450	141.73	2.308
8GTV-4000-62	9239-3500	500	157.48	2.564
8GTV-4400-62	9239-3550	550	173.23	2.821
8GTV-4480-62	9239-3560	560	176.38	2.872

### 14mm Pitch — 20mm Wide

Part No.	Product No.	Number of Teeth	Pitch Length (in)	Weight (Lbs.)
14GTV-994-20	9239-4071	71	39.13	.346
14GTV-1120-20	9239-4080	80	44.09	.389
14GTV-1190-20	9239-4085	85	46.85	.414
14GTV-1260-20	9239-4090	90	49.61	.438
14GTV-1400-20	9239-4100	100	55.12	.487
14GTV-1568-20	9239-4112	112	61.73	.545
14GTV-1610-20	9239-4115	115	63.39	.560
14GTV-1750-20	9239-4125	125	68.90	.608
14GTV-1890-20	9239-4135	135	74.41	.657
14GTV-1960-20	9239-4140	140	77.17	.681
14GTV-2100-20	9239-4150	150	82.68	.730
14GTV-2240-20	9239-4160	160	88.19	.779
14GTV-2310-20	9239-4165	165	90.95	.803
14GTV-2380-20	9239-4170	170	93.70	.827
14GTV-2450-20	9239-4175	175	96.46	.852

Part No.	Product No.	Number of Teeth	Pitch Length (in)	Weight (Lbs.)
14GTV-2520-20	9239-4180	180	99.21	.876
14GTV-2590-20	9239-4185	185	101.97	.900
14GTV-2660-20	9239-4190	190	104.72	.925
14GTV-2730-20	9239-4195	195	107.38	.949
14GTV-2800-20	9239-4200	200	110.24	.973
14GTV-2828-20	9239-4202	202	111.34	.983
14GTV-3136-20	9239-4224	224	123.46	1.090
14GTV-3304-20	9239-4236	236	130.08	1.148
14GTV-3360-20	9239-4240	240	132.28	1.168
14GTV-3500-20	9239-4250	250	137.80	1.217
14GTV-3850-20	9239-4275	275	151.58	1.338
14GTV-3920-20	9239-4280	280	154.33	1.363
14GTV-4326-20	9239-4309	309	170.32	1.504
14GTV-4410-20	9239-4315	315	173.62	1.533

### 14mm Pitch — 37mm Wide

Part No.	Product No.	Number of Teeth	Pitch Length (in)	Weight (Lbs.)
14GTV-994-37	9239-5071	71	39.13	.639
14GTV-1120-37	9239-5080	80	44.09	.720
14GTV-1190-37	9239-5085	85	46.85	.765
14GTV-1260-37	9239-5090	90	49.61	.810
14GTV-1400-37	9239-5100	100	55.12	.900
14GTV-1568-37	9239-5112	112	61.73	1.008
14GTV-1610-37	9239-5115	115	63.39	1.035
14GTV-1750-37	9239-5125	125	68.90	1.125
14GTV-1890-37	9239-5135	135	74.41	1.215
14GTV-1960-37	9239-5140	140	77.17	1.260

Part No.	Product No.	Number of Teeth	Pitch Length (in)	Weight (Lbs.)
14GTV-2100-37	9239-5150	150	82.68	1.350
14GTV-2240-37	9239-5160	160	88.19	1.440
14GTV-2310-37	9239-5165	165	90.95	1.485
14GTV-2380-37	9239-5170	170	93.70	1.530
14GTV-2450-37	9239-5175	175	96.46	1.575
14GTV-2520-37	9239-5180	180	99.21	1.621
14GTV-2590-37	9239-5185	185	101.97	1.666
14GTV-2660-37	9239-5190	190	104.72	1.711
14GTV-2730-37	9239-5195	195	107.38	1.756
14GTV-2800-37	9239-5200	200	110.24	1.801



# Poly Chain<sup>®</sup> Carbon<sup>™</sup> Volt<sup>™</sup> Belts

## Product No. Series 9239 (continued)

### 14mm Pitch — 37mm Wide (continued)

Part No.	Product No.	Number of Teeth	Pitch Length (in)	Weight (Lbs.)
14GTV-2828-37	9239-5202	202	111.34	1.819
14GTV-3136-37	9239-5224	224	123.46	2.017
14GTV-3304-37	9239-5236	236	130.08	2.125
14GTV-3360-37	9239-5240	240	132.28	2.161
14GTV-3500-37	9239-5250	250	137.80	2.251

Part No.	Product No.	Number of Teeth	Pitch Length (in)	Weight (Lbs.)
14GTV-3850-37	9239-5275	275	151.58	2.476
14GTV-3920-37	9239-5280	280	154.33	2.521
14GTV-4326-37	9239-5309	309	170.32	2.782
14GTV-4410-37	9239-5315	315	173.62	2.836

### 14mm Pitch — 68mm Wide

Part No.	Product No.	Number of Teeth	Pitch Length (in)	Weight (Lbs.)
14GTV-994-68	9239-6071	71	39.13	1.175
14GTV-1120-68	9239-6080	80	44.09	1.324
14GTV-1190-68	9239-6085	85	46.85	1.406
14GTV-1260-68	9239-6090	90	49.61	1.489
14GTV-1400-68	9239-6100	100	55.12	1.655
14GTV-1568-68	9239-6112	112	61.73	1.853
14GTV-1610-68	9239-6115	115	63.39	1.903
14GTV-1750-68	9239-6125	125	68.90	2.068
14GTV-1890-68	9239-6135	135	74.41	2.234
14GTV-1960-68	9239-6140	140	77.17	2.316
14GTV-2100-68	9239-6150	150	82.68	2.482
14GTV-2240-68	9239-6160	160	88.19	2.647
14GTV-2310-68	9239-6165	165	90.95	2.730
14GTV-2380-68	9239-6170	170	93.70	2.813
14GTV-2450-68	9239-6175	175	96.46	2.896

Part No.	Product No.	Number of Teeth	Pitch Length (in)	Weight (Lbs.)
14GTV-2520-68	9239-6180	180	99.21	2.978
14GTV-2590-68	9239-6185	185	101.97	3.061
14GTV-2660-68	9239-6190	190	104.72	3.144
14GTV-2730-68	9239-6195	195	107.38	3.226
14GTV-2800-68	9239-6200	200	110.24	3.309
14GTV-2828-68	9239-6202	202	111.34	3.342
14GTV-3136-68	9239-6224	224	123.46	3.706
14GTV-3304-68	9239-6236	236	130.08	3.905
14GTV-3360-68	9239-6240	240	132.28	3.971
14GTV-3500-68	9239-6250	250	137.80	4.136
14GTV-3850-68	9239-6275	275	151.58	4.550
14GTV-3920-68	9239-6280	280	154.33	4.633
14GTV-4326-68	9239-6309	309	170.32	5.113
14GTV-4410-68	9239-6315	315	173.62	5.212

### 14mm Pitch — 90mm Wide

Part No.	Product No.	Number of Teeth	Pitch Length (in)	Weight (Lbs.)
14GTV-994-90	9239-7071	71	39.13	1.555
14GTV-1120-90	9239-7080	80	44.09	1.752
14GTV-1190-90	9239-7085	85	46.85	1.861
14GTV-1260-90	9239-7090	90	49.61	1.971
14GTV-1400-90	9239-7100	100	55.12	2.190
14GTV-1568-90	9239-7112	112	61.73	2.453
14GTV-1610-90	9239-7115	115	63.39	2.518
14GTV-1750-90	9239-7125	125	68.90	2.737
14GTV-1890-90	9239-7135	135	74.41	2.956
14GTV-1960-90	9239-7140	140	77.17	3.066
14GTV-2100-90	9239-7150	150	82.68	3.285
14GTV-2240-90	9239-7160	160	88.19	3.504
14GTV-2310-90	9239-7165	165	90.95	3.613
14GTV-2380-90	9239-7170	170	93.70	3.723
14GTV-2450-90	9239-7175	175	96.46	3.832

Part No.	Product No.	Number of Teeth	Pitch Length (in)	Weight (Lbs.)
14GTV-2520-90	9239-7180	180	99.21	3.942
14GTV-2590-90	9239-7185	185	101.97	4.051
14GTV-2660-90	9239-7190	190	104.72	4.161
14GTV-2730-90	9239-7195	195	107.38	4.270
14GTV-2800-90	9239-7200	200	110.24	4.380
14GTV-2828-90	9239-7202	202	111.34	4.424
14GTV-3136-90	9239-7224	224	123.46	4.905
14GTV-3304-90	9239-7236	236	130.08	5.168
14GTV-3360-90	9239-7240	240	132.28	5.256
14GTV-3500-90	9239-7250	250	137.80	5.475
14GTV-3850-90	9239-7275	275	151.58	6.022
14GTV-3920-90	9239-7280	280	154.33	6.132
14GTV-4326-90	9239-7309	309	170.32	6.767
14GTV-4410-90	9239-7315	315	173.62	6.898

### 14mm Pitch — 125mm Wide

Part No.	Product No.	Number of Teeth	Pitch Length (in)	Weight (Lbs.)
14GTV-994-125	9239-8071	71	39.13	2.159
14GTV-1120-125	9239-8080	80	44.09	2.433
14GTV-1190-125	9239-8085	85	46.85	2.585
14GTV-1260-125	9239-8090	90	49.61	2.737
14GTV-1400-125	9239-8100	100	55.12	3.042
14GTV-1568-125	9239-8112	112	61.73	3.406
14GTV-1610-125	9239-8115	115	63.39	3.498
14GTV-1750-125	9239-8125	125	68.90	3.802
14GTV-1890-125	9239-8135	135	74.41	4.106

Part No.	Product No.	Number of Teeth	Pitch Length (in)	Weight (Lbs.)
14GTV-1960-125	9239-8140	140	77.17	4.258
14GTV-2100-125	9239-8150	150	82.68	4.562
14GTV-2240-125	9239-8160	160	88.19	4.866
14GTV-2310-125	9239-8165	165	90.95	5.018
14GTV-2380-125	9239-8170	170	93.70	5.171
14GTV-2450-125	9239-8175	175	96.46	5.323
14GTV-2520-125	9239-8180	180	99.21	5.475
14GTV-2590-125	9239-8185	185	101.97	5.627
14GTV-2660-125	9239-8190	190	104.72	5.779

POLY CHAIN BELTS



# Poly Chain<sup>®</sup> Carbon<sup>™</sup> Volt<sup>™</sup> Belts

**Product No. Series 9239 (continued)**

**14mm Pitch — 125mm Wide (continued)**

Part No.	Product No.	Number of Teeth	Pitch Length (in)	Weight (Lbs.)	Part No.	Product No.	Number of Teeth	Pitch Length (in)	Weight (Lbs.)
14GTV-2730-125	9239-8195	195	107.38	5.931	14GTV-3500-125	9239-8250	250	137.80	7.604
14GTV-2800-125	9239-8200	200	110.24	6.083	14GTV-3850-125	9239-8275	275	151.58	8.364
14GTV-2828-125	9239-8202	202	111.34	6.144	14GTV-3920-125	9239-8280	280	154.33	8.516
14GTV-3136-125	9239-8224	224	123.46	6.813	14GTV-4326-125	9239-8309	309	170.32	9.398
14GTV-3304-125	9239-8236	236	130.08	7.178	14GTV-4410-125	9239-8315	315	173.62	9.581
14GTV-3360-125	9239-8240	240	132.28	7.300					



# Poly Chain® GT® Carbon™ - Extended Length™ Belts

**Recommended Sprockets**  
Poly Chain GT Sprockets - 14M

**Notes**

Poly Chain GT Carbon Extended Length Belts are Standard/Non-Stock and may require lead time. Please check with Customer Service for availability. Poly Chain GT Carbon Extended Length belt part numbers are comprised of pitch, pitch length, extended length indication, and width: part number 14MGT-6890EL-90 denotes a 14mm pitch, 6860mm pitch length in extended length construction, and 90mm width.

**WARNING:** Always utilize Taper-Lock type Poly Chain GT Sprockets when designing a new Poly Chain GT Carbon Extended Length belt drive system. Use of non-Gates manufactured sprockets is not recommended and product performance cannot be guaranteed when non-Gates sprockets are used.

## Product No. Series 9268

### 14mm Pitch — 37mm Wide

Part No.	Product No.	Number of Teeth	Pitch Length (in)	Weight (Lbs.)	Part No.	Product No.	Number of Teeth	Pitch Length (in)	Weight (Lbs.)
14MGT-4578EL-37	9268-2001	327	180.24	2.920	14MGT-6860EL-37	9268-2016	490	270.08	4.370
14MGT-4956EL-37	9268-2004	354	195.12	3.160	14MGT-7560EL-37	9268-2025	540	297.64	4.820
14MGT-5320EL-37	9268-2007	380	209.45	3.390	14MGT-8260EL-37	9268-2029	590	325.20	5.270
14MGT-5740EL-37	9268-2010	410	225.99	3.660	14MGT-8960EL-37	9268-2033	640	352.76	5.710
14MGT-6160EL-37	9268-2013	440	242.52	3.930	14MGT-9660EL-37	9268-2037	690	380.31	6.160

### 14mm Pitch — 68mm Wide

Part No.	Product No.	Number of Teeth	Pitch Length (in)	Weight (Lbs.)	Part No.	Product No.	Number of Teeth	Pitch Length (in)	Weight (Lbs.)
14MGT-4578EL-68	9268-2002	327	180.24	5.360	14MGT-6860EL-68	9268-2017	490	270.08	8.040
14MGT-4956EL-68	9268-2005	354	195.12	5.810	14MGT-7560EL-68	9268-2026	540	297.64	8.860
14MGT-5320EL-68	9268-2008	380	209.45	6.230	14MGT-8260EL-68	9268-2030	590	325.20	9.680
14MGT-5740EL-68	9268-2011	410	225.99	6.730	14MGT-8960EL-68	9268-2034	640	352.76	10.500
14MGT-6160EL-68	9268-2014	440	242.52	7.220	14MGT-9660EL-68	9268-2038	690	380.31	11.320

### 14mm Pitch — 90mm Wide

Part No.	Product No.	Number of Teeth	Pitch Length (in)	Weight (Lbs.)	Part No.	Product No.	Number of Teeth	Pitch Length (in)	Weight (Lbs.)
14MGT-4578EL-90	9268-2003	327	180.24	7.100	14MGT-6860EL-90	9268-2018	490	270.08	10.640
14MGT-4956EL-90	9268-2006	354	195.12	7.690	14MGT-7560EL-90	9268-2027	540	297.64	11.730
14MGT-5320EL-90	9268-2009	380	209.45	8.250	14MGT-8260EL-90	9268-2031	590	325.20	12.810
14MGT-5740EL-90	9268-2012	410	225.98	8.900	14MGT-8960EL-90	9268-2035	640	352.76	13.900
14MGT-6160EL-90	9268-2015	440	242.52	9.550	14MGT-9660EL-90	9268-2039	690	380.31	14.980

### 14mm Pitch — 125mm Wide

Part No.	Product No.	Number of Teeth	Pitch Length (in)	Weight (Lbs.)	Part No.	Product No.	Number of Teeth	Pitch Length (in)	Weight (Lbs.)
14MGT-4578EL-125	9268-2019	327	180.24	9.860	14MGT-6860EL-125	9268-2024	490	270.08	14.780
14MGT-4956EL-125	9268-2020	354	195.12	10.680	14MGT-7560EL-125	9268-2028	540	297.64	16.290
14MGT-5320EL-125	9268-2021	380	209.45	11.460	14MGT-8260EL-125	9268-2032	590	325.20	17.790
14MGT-5740EL-125	9268-2022	410	225.98	12.360	14MGT-8960EL-125	9268-2036	640	352.76	19.300
14MGT-6160EL-125	9268-2023	440	242.52	13.270	14MGT-9660EL-125	9268-2040	690	380.31	20.810

POLY CHAIN BELTS



# Poly Chain® GT® Carbon™ Belts - 8M Short Length

## Recommended Sprockets

Poly Chain GT Sprockets

### Notes

Poly Chain GT Carbon belts must be used with sprockets of the same pitch and profile.

Poly Chain GT Carbon part numbers are comprised of pitch, pitch length and width. For example, part number 8MGT-248-12 denotes an 8mm pitch, 248mm pitch length and 12mm width. Belt pitch is the distance in millimeters between two adjacent tooth centers as measured on the pitch line of the belt. Belt pitch length is the total length (circumference) in millimeters as measured along the pitch line. The theoretical pitch line of a Poly Chain GT belt lies within the tensile member.

## Product No. Series 9270

### 8mm Pitch — 12mm Wide

Part No.	Product No.	Number of Teeth	Pitch Length (in)	Weight (Lbs.)	Part No.	Product No.	Number of Teeth	Pitch Length (in)	Weight (Lbs.)
8MGT-248-12	9270-1063	31	9.76	.031	8MGT-456-12	9270-1060	57	17.95	.057
8MGT-288-12	9270-1001	36	11.34	.036	8MGT-480-12	9270-1015	60	18.90	.060
8MGT-352-12	9270-1002	44	13.86	.044	8MGT-544-12	9270-1006	68	21.42	.067
8MGT-416-12	9270-1004	52	16.38	.052	8MGT-608-12	9270-1050	76	23.94	.075

### 8mm Pitch — 21mm Wide

Part No.	Product No.	Number of Teeth	Pitch Length (in)	Weight (Lbs.)	Part No.	Product No.	Number of Teeth	Pitch Length (in)	Weight (Lbs.)
8MGT-248-21	9270-1064	31	9.76	.054	8MGT-456-21	9270-1069	57	17.95	.099
8MGT-288-21	9270-1056	36	11.34	.063	8MGT-480-21	9270-1023	60	18.90	.104
8MGT-352-21	9270-1065	44	13.86	.076	8MGT-544-21	9270-1070	68	21.42	.118
8MGT-416-21	9270-1025	52	16.38	.090	8MGT-608-21	9270-1071	76	23.94	.132

### 8mm Pitch — 36mm Wide

Part No.	Product No.	Number of Teeth	Pitch Length (in)	Weight (Lbs.)	Part No.	Product No.	Number of Teeth	Pitch Length (in)	Weight (Lbs.)
8MGT-248-36	9270-1072	31	9.76	.092	8MGT-456-36	9270-1076	57	17.95	.170
8MGT-288-36	9270-1074	36	11.34	.107	8MGT-480-36	9270-1066	60	18.90	.179
8MGT-352-36	9270-1073	44	13.86	.131	8MGT-544-36	9270-1077	68	21.42	.202
8MGT-416-36	9270-1075	52	16.38	.155	8MGT-608-36	9270-1079	76	23.94	.226



# Poly Chain® GT® Carbon™ Belts - 5M

## Recommended Sprockets

PowerGrip GT and Poly Chain GT Sprockets

### Notes

5M Poly Chain GT part numbers are comprised of pitch, pitch length and width. For example; part number 5MGT-425-15 denotes a 5mm pitch, 425mm pitch length and 15mm width.

Belt pitch is the distance in millimeters between two adjacent tooth centers as measured on the pitch line of the belt. Belt pitch length is the total length (circumference) in millimeters as measured along the pitch line. The theoretical pitch line of a Poly Chain GT Carbon belt lies within the tensile member.

**WARNING:** 5M Poly Chain GT belts must be used with 5MGT sprockets. Consult your local Gates Field Representative for drive design assistance.

## Product No. Series 9270

### 5mm Pitch — 9mm Wide

Part No.	Product No.	Number of Teeth	Pitch Length (in)	Weight (Lbs.)
5MGT-300-09	9270-6001	60	11.81	.020
5MGT-375-09	9270-6011	75	14.76	.020
5MGT-425-09	9270-6021	85	16.73	.020
5MGT-500-09	9270-6031	100	19.69	.030
5MGT-535-09	9270-6041	107	21.06	.030

Part No.	Product No.	Number of Teeth	Pitch Length (in)	Weight (Lbs.)
5MGT-600-09	9270-6051	120	23.62	.030
5MGT-635-09	9270-6061	127	25.00	.040
5MGT-700-09	9270-6071	140	27.56	.040
5MGT-815-09	9270-6081	163	32.09	.050

### 5mm Pitch — 15mm Wide

Part No.	Product No.	Number of Teeth	Pitch Length (in)	Weight (Lbs.)
5MGT-300-15	9270-6002	60	11.81	.030
5MGT-375-15	9270-6012	75	14.76	.040
5MGT-425-15	9270-6022	85	16.73	.040
5MGT-500-15	9270-6032	100	19.69	.050
5MGT-535-15	9270-6042	107	21.06	.050

Part No.	Product No.	Number of Teeth	Pitch Length (in)	Weight (Lbs.)
5MGT-600-15	9270-6052	120	23.62	.060
5MGT-635-15	9270-6062	127	25.00	.060
5MGT-700-15	9270-6072	140	27.56	.070
5MGT-815-15	9270-6082	163	32.09	.080

### 5mm Pitch — 25mm Wide

Part No.	Product No.	Number of Teeth	Pitch Length (in)	Weight (Lbs.)
5MGT-300-25	9270-6004	60	11.81	.050
5MGT-375-25	9270-6014	75	14.76	.060
5MGT-425-25	9270-6024	85	16.73	.070
5MGT-500-25	9270-6034	100	19.69	.080
5MGT-535-25	9270-6044	107	21.06	.090

Part No.	Product No.	Number of Teeth	Pitch Length (in)	Weight (Lbs.)
5MGT-600-25	9270-6054	120	23.62	.100
5MGT-635-25	9270-6064	127	25.00	.100
5MGT-700-25	9270-6074	140	27.56	.110
5MGT-815-25	9270-6084	163	32.09	.130

POLY CHAIN BELTS



# Poly Chain<sup>®</sup> HTD<sup>®</sup> Belts

## Recommended Sprockets

Contact the Gates Made-To-Order Metals Team.

### Notes

Belt pitch is the distance in millimeters between two adjacent tooth centers as measured on the pitch line of the belt. Belt pitch length is the total length (circumference) in millimeters as measured along the pitch line. The theoretical pitch line of a Poly Chain HTD belt lies within the tensile member.

Poly Chain HTD Belts are Made-To-Order. Minimum order quantities and manufacturing lead times may apply. Contact Customer Service for availability.

Poly Chain HTD part numbers are comprised of pitch, pitch length and width. For example; part number PC1190-14M-55 denotes "PC" for Poly Chain, 1190mm pitch length, 14mm pitch and 55mm width.

## Product No. Series 9258

### 14mm Pitch — 20mm Wide

Part No.	Product No.	Number of Teeth	Pitch Length (in)	Weight (Lbs.)
PC966-14M-20	9258-0080	69	38.03	.336
PC1190-14M-20	9258-0087	85	46.85	.414
PC1400-14M-20	9258-0094	100	55.12	.487
PC1610-14M-20	9258-0101	115	63.38	.560
PC1778-14M-20	9258-0108	127	70.00	.618
PC1890-14M-20	9258-0115	135	74.40	.657
PC2100-14M-20	9258-0122	150	82.67	.730
PC2310-14M-20	9258-0129	165	90.94	.803

### 14mm Pitch — 85mm Wide

Part No.	Product No.	Number of Teeth	Pitch Length (in)	Weight (Lbs.)
PC966-14M-85	9258-0084	69	38.03	1.427
PC1190-14M-85	9258-0091	85	46.85	1.758
PC1400-14M-85	9258-0098	100	55.12	2.068
PC1610-14M-85	9258-0105	115	63.38	2.378
PC1778-14M-85	9258-0112	127	70.00	2.627
PC1890-14M-85	9258-0119	135	74.40	2.792
PC2100-14M-85	9258-0126	150	82.67	3.102
PC2310-14M-85	9258-0133	165	90.94	3.413

### 14mm Pitch — 30mm Wide

Part No.	Product No.	Number of Teeth	Pitch Length (in)	Weight (Lbs.)
PC966-14M-30	9258-0081	69	38.03	.504
PC1190-14M-30	9258-0088	85	46.85	.620
PC1400-14M-30	9258-0095	100	55.12	.730
PC1610-14M-30	9258-0102	115	63.38	.839
PC1778-14M-30	9258-0109	127	70.00	.927
PC1890-14M-30	9258-0116	135	74.40	.985
PC2100-14M-30	9258-0123	150	82.67	1.095
PC2310-14M-30	9258-0130	165	90.94	1.204

### 14mm Pitch — 115mm Wide

Part No.	Product No.	Number of Teeth	Pitch Length (in)	Weight (Lbs.)
PC966-14M-115	9258-0085	69	38.03	1.931
PC1190-14M-115	9258-0092	85	46.85	2.378
PC1400-14M-115	9258-0099	100	55.12	2.798
PC1610-14M-115	9258-0106	115	63.38	3.218
PC1778-14M-115	9258-0113	127	70.00	3.554
PC1890-14M-115	9258-0120	135	74.40	3.778
PC2100-14M-115	9258-0127	150	82.67	4.197
PC2310-14M-115	9258-0134	165	90.94	4.617

### 14mm Pitch — 40mm Wide

Part No.	Product No.	Number of Teeth	Pitch Length (in)	Weight (Lbs.)
PC966-14M-40	9258-0082	69	38.03	.672
PC1190-14M-40	9258-0089	85	46.85	.827
PC1400-14M-40	9258-0096	100	55.12	.973
PC1610-14M-40	9258-0103	115	63.38	1.119
PC1778-14M-40	9258-0110	127	70.00	1.236
PC1890-14M-40	9258-0117	135	74.40	1.314
PC2100-14M-40	9258-0124	150	82.67	1.460
PC2310-14M-40	9258-0131	165	90.94	1.606

### 14mm Pitch — 170mm Wide

Part No.	Product No.	Number of Teeth	Pitch Length (in)	Weight (Lbs.)
PC966-14M-170	9258-0086	69	38.03	2.854
PC1190-14M-170	9258-0093	85	46.85	3.516
PC1400-14M-170	9258-0100	100	55.12	4.136
PC1610-14M-170	9258-0107	115	63.38	4.757
PC1778-14M-170	9258-0114	127	70.00	5.253
PC1890-14M-170	9258-0121	135	74.40	5.584
PC2100-14M-170	9258-0128	150	82.67	6.205
PC2310-14M-170	9258-0135	165	90.94	6.825

### 14mm Pitch — 55mm Wide

Part No.	Product No.	Number of Teeth	Pitch Length (in)	Weight (Lbs.)
PC966-14M-55	9258-0083	69	38.03	.923
PC1190-14M-55	9258-0090	85	46.85	1.138
PC1400-14M-55	9258-0097	100	55.12	1.338
PC1610-14M-55	9258-0104	115	63.38	1.539
PC1778-14M-55	9258-0111	127	70.00	1.700
PC1890-14M-55	9258-0118	135	74.40	1.807
PC2100-14M-55	9258-0125	150	82.67	2.007
PC2310-14M-55	9258-0132	165	90.94	2.208



# Curve Saw Poly Chain® GT®2 Belts

**Recommended Sprockets**  
Poly Chain GT Sprockets - 14M

**Notes**

Belt pitch is the distance in millimeters between two adjacent tooth centers as measured on the pitch line of the belt. Belt pitch length is the total length (circumference) in millimeters as measured along the pitch line. The theoretical pitch line of a Poly Chain GT2 belt lies within the tensile member.

**WARNING:** New designs must utilize the Poly Chain GT Sprockets because of the high torque capacity of the Curve Saw Poly Chain GT2 Belt.

**Product No. Series 9279**

Part No.	Product No.	Number of Teeth	Pitch Length (in)	Weight (Lbs.)
14M-2520-125PS	9279-0646	180	99.21	4.400
14M-3136-125PS	9279-0647	224	123.46	6.560
14M-3304-125PS	9279-0648	236	130.08	7.200
14M-3500-125PS	9279-0649	250	137.80	8.200

POLY CHAIN BELTS



# PowerGrip® GT®4 Belts - 8M and 14M

## Recommended Sprockets

PowerGrip GT Sprockets

### Notes

8M and 14M PowerGrip GT4 belts are static conductive in accordance with ISO 9653 and for conditions described in the Directive 2014/34/EU-ATEX. When belt drives systems are located in potentially hazardous environments, safe and reliable dissipation of electrostatic charges is critical - a secondary means of dissipation, such as static grounding brushes, is recommended.

Belt pitch is the distance in millimeters between two adjacent tooth centers as measured on the pitch line of the belt. Belt pitch length is the total length (circumference) in millimeters as measured along the pitch line. The theoretical pitch line of a PowerGrip GT4 belt lies within the tensile member.

PowerGrip GT4 part numbers are comprised of pitch length, pitch, and width. For example, part number 3150-14MGT-55 denotes a 3150mm pitch length, 14mm pitch, and 55mm width.

**WARNING:** New drive designs must use PowerGrip GT sprockets, because of the high torque capacity of PowerGrip GT4 belts. Do not use HTD or RPP profiled sprockets in new designs. PowerGrip GT4 belts can be used on existing HTD or HT100 sprockets as replacement belts, usually at the next narrowest width.

## Product No. Series 9579

### 8mm Pitch — 12mm Wide

Part No.	Product No.	Number of Teeth	Pitch Length (in)	Weight (Lbs.)
384-8MGT-12	9579-1200	48	15.12	.053
480-8MGT-12	9579-1201	60	18.90	.066
560-8MGT-12	9579-1202	70	22.05	.077
600-8MGT-12	9579-1203	75	23.62	.083
640-8MGT-12	9579-1204	80	25.20	.089
720-8MGT-12	9579-1205	90	28.35	.100
800-8MGT-12	9579-1206	100	31.50	.111
840-8MGT-12	9579-1207	105	33.07	.116
880-8MGT-12	9579-1208	110	34.65	.122
920-8MGT-12	9579-1209	115	36.22	.128
960-8MGT-12	9579-1210	120	37.80	.133
1040-8MGT-12	9579-1211	130	40.94	.144
1064-8MGT-12	9579-1212	133	41.89	.148
1104-8MGT-12	9579-1213	138	43.46	.153
1120-8MGT-12	9579-1214	140	44.09	.155
1160-8MGT-12	9579-1215	145	45.67	.161

Part No.	Product No.	Number of Teeth	Pitch Length (in)	Weight (Lbs.)
1200-8MGT-12	9579-1216	150	47.24	.167
1224-8MGT-12	9579-1217	153	48.19	.170
1280-8MGT-12	9579-1218	160	50.39	.178
1440-8MGT-12	9579-1219	180	56.69	.200
1512-8MGT-12	9579-1220	189	59.53	.210
1584-8MGT-12	9579-1221	198	62.36	.220
1600-8MGT-12	9579-1222	200	62.99	.222
1760-8MGT-12	9579-1223	220	69.29	.244
1800-8MGT-12	9579-1224	225	70.87	.250
2000-8MGT-12	9579-1225	250	78.74	.278
2200-8MGT-12	9579-1226	275	86.61	.306
2400-8MGT-12	9579-1227	300	94.49	.333
2600-8MGT-12	9579-1228	325	102.36	.361
2800-8MGT-12	9579-1229	350	110.24	.389
3280-8MGT-12	9579-1230	410	129.13	.456

### 8mm Pitch — 20mm Wide

Part No.	Product No.	Number of Teeth	Pitch Length (in)	Weight (Lbs.)
384-8MGT-20	9579-1021	48	15.12	.088
480-8MGT-20	9579-9001	60	18.90	.110
560-8MGT-20	9579-9005	70	22.05	.129
576-8MGT-20	9579-1041	72	22.67	.133
600-8MGT-20	9579-0009	75	23.62	.138
640-8MGT-20	9579-0013	80	25.20	.148
720-8MGT-20	9579-0017	90	28.35	.166
800-8MGT-20	9579-0021	100	31.50	.185
840-8MGT-20	9579-1025	105	33.07	.194
880-8MGT-20	9579-0025	110	34.65	.203
920-8MGT-20	9579-1001	115	36.22	.213
960-8MGT-20	9579-0029	120	37.80	.222
1040-8MGT-20	9579-0033	130	40.94	.240
1064-8MGT-20	9579-1005	133	41.89	.246
1104-8MGT-20	9579-1037	138	43.46	.255
1120-8MGT-20	9579-0037	140	44.09	.259

Part No.	Product No.	Number of Teeth	Pitch Length (in)	Weight (Lbs.)
1160-8MGT-20	9579-1009	145	45.67	.268
1200-8MGT-20	9579-0041	150	47.24	.278
1224-8MGT-20	9579-1029	153	48.19	.283
1280-8MGT-20	9579-0045	160	50.39	.296
1440-8MGT-20	9579-0049	180	56.69	.333
1512-8MGT-20	9579-1013	189	59.53	.350
1584-8MGT-20	9579-1017	198	62.36	.367
1600-8MGT-20	9579-0053	200	62.99	.370
1760-8MGT-20	9579-0057	220	69.29	.408
1800-8MGT-20	9579-0061	225	70.87	.417
2000-8MGT-20	9579-0065	250	78.74	.463
2200-8MGT-20	9579-1033	275	86.62	.510
2400-8MGT-20	9579-0069	300	94.49	.556
2600-8MGT-20	9579-0077	325	102.36	.602
2800-8MGT-20	9579-0073	350	110.24	.649
3280-8MGT-20	9579-0085	410	129.13	.760

### 8mm Pitch — 30mm Wide

Part No.	Product No.	Number of Teeth	Pitch Length (in)	Weight (Lbs.)
384-8MGT-30	9579-1022	48	15.12	.132
480-8MGT-30	9579-9002	60	18.90	.166
560-8MGT-30	9579-9006	70	22.05	.194
576-8MGT-30	9579-1043	72	22.67	.199
600-8MGT-30	9579-0010	75	23.62	.207

Part No.	Product No.	Number of Teeth	Pitch Length (in)	Weight (Lbs.)
640-8MGT-30	9579-0014	80	25.20	.221
720-8MGT-30	9579-0018	90	28.35	.249
800-8MGT-30	9579-0022	100	31.50	.277
840-8MGT-30	9579-1026	105	33.07	.291
880-8MGT-30	9579-0026	110	34.65	.305



# PowerGrip® GT®4 Belts - 8M and 14M

## Product No. Series 9579 (continued)

### 8mm Pitch — 30mm Wide (continued)

Part No.	Product No.	Number of Teeth	Pitch Length (in)	Weight (Lbs.)	Part No.	Product No.	Number of Teeth	Pitch Length (in)	Weight (Lbs.)
920-8MGT-30	9579-1002	115	36.22	.319	1512-8MGT-30	9579-1014	189	59.53	.525
960-8MGT-30	9579-0030	120	37.80	.333	1584-8MGT-30	9579-1018	198	62.36	.550
1040-8MGT-30	9579-0034	130	40.94	.361	1600-8MGT-30	9579-0054	200	62.99	.556
1064-8MGT-30	9579-1006	133	41.89	.369	1760-8MGT-30	9579-0058	220	69.29	.611
1104-8MGT-30	9579-1038	138	43.46	.383	1800-8MGT-30	9579-0062	225	70.87	.625
1120-8MGT-30	9579-0038	140	44.09	.389	2000-8MGT-30	9579-0066	250	78.74	.694
1160-8MGT-30	9579-1010	145	45.67	.403	2200-8MGT-30	9579-1034	275	86.61	.764
1200-8MGT-30	9579-0042	150	47.24	.416	2400-8MGT-30	9579-0070	300	94.49	.834
1224-8MGT-30	9579-1030	153	48.19	.425	2600-8MGT-30	9579-0078	325	102.36	.903
1280-8MGT-30	9579-0046	160	50.39	.444	2800-8MGT-30	9579-0074	350	110.24	.973
1440-8MGT-30	9579-0050	180	56.69	.500	3280-8MGT-30	9579-0086	410	129.13	1.140

### 8mm Pitch — 50mm Wide

Part No.	Product No.	Number of Teeth	Pitch Length (in)	Weight (Lbs.)	Part No.	Product No.	Number of Teeth	Pitch Length (in)	Weight (Lbs.)
384-8MGT-50	9579-1023	48	15.12	.220	1160-8MGT-50	9579-1011	145	45.67	.671
480-8MGT-50	9579-9003	60	18.90	.276	1200-8MGT-50	9579-0043	150	47.24	.694
560-8MGT-50	9579-9007	70	22.05	.323	1224-8MGT-50	9579-1031	153	48.19	.708
576-8MGT-50	9579-1042	72	22.67	.332	1280-8MGT-50	9579-0047	160	50.39	.741
600-8MGT-50	9579-0011	75	23.62	.346	1440-8MGT-50	9579-0051	180	56.69	.833
640-8MGT-50	9579-0015	80	25.20	.369	1512-8MGT-50	9579-1015	189	59.53	.875
720-8MGT-50	9579-0019	90	28.35	.415	1584-8MGT-50	9579-1019	198	62.36	.917
800-8MGT-50	9579-0023	100	31.50	.462	1600-8MGT-50	9579-0055	200	62.99	.927
840-8MGT-50	9579-1027	105	33.07	.485	1760-8MGT-50	9579-0059	220	69.29	1.019
880-8MGT-50	9579-0027	110	34.65	.508	1800-8MGT-50	9579-0063	225	70.87	1.042
920-8MGT-50	9579-1003	115	36.22	.532	2000-8MGT-50	9579-0067	250	78.74	1.158
960-8MGT-50	9579-0031	120	37.80	.555	2200-8MGT-50	9579-1035	275	86.61	1.275
1040-8MGT-50	9579-0035	130	40.94	.601	2400-8MGT-50	9579-0071	300	94.49	1.391
1064-8MGT-50	9579-1007	133	41.89	.615	2600-8MGT-50	9579-0079	325	102.36	1.507
1104-8MGT-50	9579-1039	138	43.46	.638	2800-8MGT-50	9579-0075	350	110.24	1.623
1120-8MGT-50	9579-0039	140	44.09	.648	3280-8MGT-50	9579-0087	410	129.13	1.902

### 8mm Pitch — 85mm Wide

Part No.	Product No.	Number of Teeth	Pitch Length (in)	Weight (Lbs.)	Part No.	Product No.	Number of Teeth	Pitch Length (in)	Weight (Lbs.)
384-8MGT-85	9579-1024	48	15.12	.375	1160-8MGT-85	9579-1012	146	45.83	1.140
480-8MGT-85	9579-9004	60	18.90	.469	1200-8MGT-85	9579-0044	150	47.24	1.180
560-8MGT-85	9579-9008	70	22.05	.548	1224-8MGT-85	9579-1032	153	48.19	1.204
576-8MGT-85	9579-1044	72	22.67	.564	1280-8MGT-85	9579-0048	160	50.39	1.259
600-8MGT-85	9579-0012	75	23.62	.588	1440-8MGT-85	9579-0052	180	56.69	1.417
640-8MGT-85	9579-0016	80	25.20	.627	1512-8MGT-85	9579-1016	189	59.53	1.488
720-8MGT-85	9579-0020	90	28.35	.706	1584-8MGT-85	9579-1020	198	62.36	1.559
800-8MGT-85	9579-0024	100	31.50	.785	1600-8MGT-85	9579-0056	200	62.99	1.575
840-8MGT-85	9579-1028	105	33.07	.825	1760-8MGT-85	9579-0060	220	69.29	1.732
880-8MGT-85	9579-0028	110	34.65	.864	1800-8MGT-85	9579-0064	225	70.87	1.772
920-8MGT-85	9579-1004	115	36.22	.904	2000-8MGT-85	9579-0068	250	78.74	1.969
960-8MGT-85	9579-0032	120	37.80	.943	2200-8MGT-85	9579-1036	275	86.61	2.166
1040-8MGT-85	9579-0036	130	40.94	1.022	2400-8MGT-85	9579-0072	300	94.49	2.363
1064-8MGT-85	9579-1008	133	41.89	1.046	2600-8MGT-85	9579-0080	325	102.36	2.560
1104-8MGT-85	9579-1040	138	43.46	1.085	2800-8MGT-85	9579-0076	350	110.24	2.750
1120-8MGT-85	9579-0040	140	44.09	1.101	3280-8MGT-85	9579-0088	410	129.13	3.230

POWERGRIP GT4 BELTS



# PowerGrip® GT®4 Belts - 8M and 14M

Product No. Series 9579 (continued)

## 14mm Pitch — 40mm Wide

Part No.	Product No.	Number of Teeth	Pitch Length (in)	Weight (Lbs.)	Part No.	Product No.	Number of Teeth	Pitch Length (in)	Weight (Lbs.)
966-14MGT-40	9579-0100	69	38.03	.778	3150-14MGT-40	9579-0155	225	124.02	2.553
1190-14MGT-40	9579-0105	85	46.85	.960	3360-14MGT-40	9579-0180	240	132.28	2.723
1400-14MGT-40	9579-0110	100	55.12	1.131	3500-14MGT-40	9579-0160	250	137.80	2.837
1610-14MGT-40	9579-0115	115	63.39	1.301	3850-14MGT-40	9579-0165	275	151.57	3.122
1778-14MGT-40	9579-0120	127	70.00	1.438	4326-14MGT-40	9579-0170	309	170.31	3.508
1890-14MGT-40	9579-0125	135	74.41	1.529	4578-14MGT-40	9579-0175	327	180.24	3.713
2100-14MGT-40	9579-0130	150	82.68	1.699	4956-14MGT-40	9579-0185	354	195.12	4.020
2310-14MGT-40	9579-0135	165	90.94	1.870	5320-14MGT-40	9579-0190	380	209.45	4.316
2450-14MGT-40	9579-0140	175	96.46	1.984	5740-14MGT-40	9579-0195	410	225.98	4.658
2590-14MGT-40	9579-0145	185	101.97	2.098	6160-14MGT-40	9579-0200	440	242.52	4.999
2800-14MGT-40	9579-0150	200	110.24	2.268	6860-14MGT-40	9579-0205	490	270.08	5.568

## 14mm Pitch — 55mm Wide

Part No.	Product No.	Number of Teeth	Pitch Length (in)	Weight (Lbs.)	Part No.	Product No.	Number of Teeth	Pitch Length (in)	Weight (Lbs.)
966-14MGT-55	9579-0101	69	38.03	1.070	3150-14MGT-55	9579-0156	225	124.02	3.510
1190-14MGT-55	9579-0106	85	46.85	1.320	3360-14MGT-55	9579-0181	240	132.28	3.745
1400-14MGT-55	9579-0111	100	55.12	1.555	3500-14MGT-55	9579-0161	250	137.80	3.901
1610-14MGT-55	9579-0116	115	63.39	1.789	3850-14MGT-55	9579-0166	275	151.57	4.292
1778-14MGT-55	9579-0121	127	70.00	1.977	4326-14MGT-55	9579-0171	309	170.31	4.824
1890-14MGT-55	9579-0126	135	74.41	2.102	4578-14MGT-55	9579-0176	327	180.24	5.106
2100-14MGT-55	9579-0131	150	82.68	2.337	4956-14MGT-55	9579-0186	354	195.12	5.528
2310-14MGT-55	9579-0136	165	90.94	2.571	5320-14MGT-55	9579-0191	380	209.45	5.935
2450-14MGT-55	9579-0141	175	96.46	2.728	5740-14MGT-55	9579-0196	410	225.98	6.404
2590-14MGT-55	9579-0146	185	101.97	2.884	6160-14MGT-55	9579-0201	440	242.52	6.873
2800-14MGT-55	9579-0151	200	110.24	3.119	6860-14MGT-55	9579-0206	490	270.08	7.656

## 14mm Pitch — 85mm Wide

Part No.	Product No.	Number of Teeth	Pitch Length (in)	Weight (Lbs.)	Part No.	Product No.	Number of Teeth	Pitch Length (in)	Weight (Lbs.)
966-14MGT-85	9579-0102	69	38.03	1.653	3150-14MGT-85	9579-0157	225	124.02	5.425
1190-14MGT-85	9579-0107	85	46.85	2.040	3360-14MGT-85	9579-0182	240	132.28	5.787
1400-14MGT-85	9579-0112	100	55.12	2.402	3500-14MGT-85	9579-0162	250	137.80	6.029
1610-14MGT-85	9579-0117	115	63.39	2.765	3850-14MGT-85	9579-0167	275	151.57	6.633
1778-14MGT-85	9579-0122	127	70.00	3.055	4326-14MGT-85	9579-0172	309	170.31	7.455
1890-14MGT-85	9579-0127	135	74.41	3.249	4578-14MGT-85	9579-0177	327	180.24	7.891
2100-14MGT-85	9579-0132	150	82.68	3.611	4956-14MGT-85	9579-0187	354	195.12	8.543
2310-14MGT-85	9579-0137	165	90.94	3.974	5320-14MGT-85	9579-0192	380	209.45	9.172
2450-14MGT-85	9579-0142	175	96.46	4.216	5740-14MGT-85	9579-0197	410	225.98	9.897
2590-14MGT-85	9579-0147	185	101.97	4.458	6160-14MGT-85	9579-0202	440	242.52	10.623
2800-14MGT-85	9579-0152	200	110.24	4.820	6860-14MGT-85	9579-0207	490	270.08	11.831

## 14mm Pitch — 115mm Wide

Part No.	Product No.	Number of Teeth	Pitch Length (in)	Weight (Lbs.)	Part No.	Product No.	Number of Teeth	Pitch Length (in)	Weight (Lbs.)
966-14MGT-115	9579-0103	69	38.03	2.236	3150-14MGT-115	9579-0158	225	124.02	7.339
1190-14MGT-115	9579-0108	85	46.85	2.760	3360-14MGT-115	9579-0183	240	132.28	7.830
1400-14MGT-115	9579-0113	100	55.12	3.250	3500-14MGT-115	9579-0163	250	137.80	8.157
1610-14MGT-115	9579-0118	115	63.39	3.741	3850-14MGT-115	9579-0168	275	151.57	8.975
1778-14MGT-115	9579-0123	127	70.00	4.134	4326-14MGT-115	9579-0173	309	170.31	10.087
1890-14MGT-115	9579-0128	135	74.41	4.395	4578-14MGT-115	9579-0178	327	180.24	10.675
2100-14MGT-115	9579-0133	150	82.68	4.886	4956-14MGT-115	9579-0188	354	195.12	11.559
2310-14MGT-115	9579-0138	165	90.94	5.377	5320-14MGT-115	9579-0193	380	209.45	12.409
2450-14MGT-115	9579-0143	175	96.46	5.704	5740-14MGT-115	9579-0198	410	225.98	13.390
2590-14MGT-115	9579-0148	185	101.97	6.031	6160-14MGT-115	9579-0203	440	242.52	14.372
2800-14MGT-115	9579-0153	200	110.24	6.521	6860-14MGT-115	9579-0208	490	270.08	16.007



# PowerGrip® GT®4 Belts - 8M and 14M

**Product No. Series 9579 (continued)**

## 14mm Pitch — 170mm Wide

Part No.	Product No.	Number of Teeth	Pitch Length (in)	Weight (Lbs.)	Part No.	Product No.	Number of Teeth	Pitch Length (in)	Weight (Lbs.)
966-14MGT-170	9579-0104	69	38.03	3.306	3150-14MGT-170	9579-0159	225	124.02	10.849
1190-14MGT-170	9579-0109	85	46.85	4.080	3360-14MGT-170	9579-0184	240	132.28	11.574
1400-14MGT-170	9579-0114	100	55.12	4.805	3500-14MGT-170	9579-0164	250	137.80	12.058
1610-14MGT-170	9579-0119	115	63.39	5.530	3850-14MGT-170	9579-0169	275	151.57	13.267
1778-14MGT-170	9579-0124	127	70.00	6.111	4326-14MGT-170	9579-0174	309	170.31	14.911
1890-14MGT-170	9579-0129	135	74.41	6.497	4578-14MGT-170	9579-0179	327	180.24	15.595
2100-14MGT-170	9579-0134	150	82.68	7.223	4956-14MGT-170	9579-0189	354	195.12	17.087
2310-14MGT-170	9579-0139	165	90.94	7.948	5320-14MGT-170	9579-0194	380	209.45	18.344
2450-14MGT-170	9579-0144	175	96.46	8.431	5740-14MGT-170	9579-0199	410	225.98	19.794
2590-14MGT-170	9579-0149	185	101.97	8.915	6160-14MGT-170	9579-0204	440	242.52	21.245
2800-14MGT-170	9579-0154	200	110.24	9.640	6860-14MGT-170	9579-0209	490	270.08	23.663

## 14mm Pitch PowerGrip® GT™4 ACHE Belts — 40, 55 and 85mm Wide

Part No.	Product No.	Number of Teeth	Pitch Length (in)	Weight (Lbs.)	Part No.	Product No.	Number of Teeth	Pitch Length (in)	Weight (Lbs.)
3150-14MGT-40F	9579-0589	225	124.01	2.553	3500-14MGT-40F	9579-0591	250	137.79	2.837
3150-14MGT-55F	9579-0593	225	124.01	3.510	3500-14MGT-55F	9579-0595	250	137.79	3.901
3150-14MGT-85F	9579-0597	225	124.01	5.425	3500-14MGT-85F	9579-0599	250	137.79	6.029
3360-14MGT-40F	9579-0590	240	132.28	2.723	3850-14MGT-40F	9579-0592	275	151.57	3.122
3360-14MGT-55F	9579-0594	240	132.28	3.745	3850-14MGT-55F	9579-0596	275	151.57	4.292
3360-14MGT-85F	9579-0598	240	132.28	5.787	3850-14MGT-85F	9579-0600	275	151.57	6.633

POWERGRIP GT4 BELTS



# PowerGrip® GT®3 Belts - 5M

## Recommended Sprockets

PowerGrip GT and Poly Chain GT Sprockets

### Notes

Belt pitch is the distance in millimeters between two adjacent tooth centers as measured on the pitch line of the belt. Belt pitch length is the total length (circumference) in millimeters as measured along the pitch line. The theoretical pitch line of a PowerGrip GT3 belt lies within the tensile member.

PowerGrip GT3 part numbers are comprised of pitch, pitch length and width. For example; part number 400-5MGT-09 denotes a 400mm pitch length, 5mm pitch and 9mm width.

## Product No. Series 9400

### 5mm Pitch — 9mm Wide

Part No.	Product No.	Number of Teeth	Pitch Length (in)	Weight (Lbs.)
300-5MGT-09	9400-6060	60	11.81	.024
355-5MGT-09	9400-6071	71	13.98	.029
375-5MGT-09	9400-6075	75	14.76	.030
400-5MGT-09	9400-6080	80	15.75	.032
405-5MGT-09	9400-6081	81	15.95	.033
425-5MGT-09	9400-6085	85	16.73	.035
450-5MGT-09	9400-6090	90	17.72	.037
500-5MGT-09	9400-6100	100	19.69	.041
535-5MGT-09	9400-6107	107	21.06	.043
565-5MGT-09	9400-6113	113	22.24	.046
575-5MGT-09	9400-6115	115	22.64	.047
580-5MGT-09	9400-6116	116	22.83	.047
600-5MGT-09	9400-6120	120	23.62	.049
625-5MGT-09	9400-6125	125	24.61	.051
650-5MGT-09	9400-6130	130	25.59	.053

Part No.	Product No.	Number of Teeth	Pitch Length (in)	Weight (Lbs.)
700-5MGT-09	9400-6140	140	27.56	.057
750-5MGT-09	9400-6150	150	29.53	.061
800-5MGT-09	9400-6160	160	31.50	.065
815-5MGT-09	9400-6163	163	32.09	.066
850-5MGT-09	9400-6170	170	33.46	.069
900-5MGT-09	9400-6180	180	35.43	.073
1000-5MGT-09	9400-6200	200	39.37	.081
1150-5MGT-09	9400-6230	230	45.28	.093
1300-5MGT-09	9400-6260	260	51.18	.106
1450-5MGT-09	9400-6290	290	57.09	.118
1600-5MGT-09	9400-6320	320	62.99	.130
1720-5MGT-09	9400-6344	344	67.72	.140
1755-5MGT-09	9400-6351	351	69.09	.142
2100-5MGT-09	9400-6420	420	82.67	.170

### 5mm Pitch — 15mm Wide

Part No.	Product No.	Number of Teeth	Pitch Length (in)	Weight (Lbs.)
300-5MGT-15	9400-7060	60	11.81	.041
355-5MGT-15	9400-7071	71	13.98	.048
375-5MGT-15	9400-7075	75	14.76	.051
400-5MGT-15	9400-7080	80	15.75	.054
405-5MGT-15	9400-7081	81	15.95	.055
425-5MGT-15	9400-7085	85	16.73	.058
450-5MGT-15	9400-7090	90	17.72	.061
500-5MGT-15	9400-7100	100	19.69	.068
535-5MGT-15	9400-7107	107	21.06	.072
565-5MGT-15	9400-7113	113	22.24	.076
575-5MGT-15	9400-7115	115	22.64	.078
580-5MGT-15	9400-7116	116	22.83	.078
600-5MGT-15	9400-7120	120	23.62	.081
625-5MGT-15	9400-7125	125	24.61	.085
650-5MGT-15	9400-7130	130	25.59	.088

Part No.	Product No.	Number of Teeth	Pitch Length (in)	Weight (Lbs.)
700-5MGT-15	9400-7140	140	27.56	.095
750-5MGT-15	9400-7150	150	29.53	.101
800-5MGT-15	9400-7160	160	31.50	.108
815-5MGT-15	9400-7163	163	32.09	.110
850-5MGT-15	9400-7170	170	33.46	.115
900-5MGT-15	9400-7180	180	35.43	.122
1000-5MGT-15	9400-7200	200	39.37	.135
1150-5MGT-15	9400-7230	230	45.28	.156
1300-5MGT-15	9400-7260	260	51.18	.176
1450-5MGT-15	9400-7290	290	57.09	.196
1600-5MGT-15	9400-7320	320	62.99	.216
1720-5MGT-15	9400-7344	344	67.72	.233
1755-5MGT-15	9400-7351	351	69.09	.237
2100-5MGT-15	9400-7420	420	82.68	.284

### 5mm Pitch — 25mm Wide

Part No.	Product No.	Number of Teeth	Pitch Length (in)	Weight (Lbs.)
300-5MGT-25	9400-8060	60	11.81	.068
355-5MGT-25	9400-8071	71	13.98	.080
375-5MGT-25	9400-8075	75	14.76	.085
400-5MGT-25	9400-8080	80	15.75	.090
405-5MGT-25	9400-8081	81	15.95	.091
425-5MGT-25	9400-8085	85	16.73	.096
450-5MGT-25	9400-8090	90	17.72	.101
500-5MGT-25	9400-8100	100	19.69	.113
535-5MGT-25	9400-8107	107	21.06	.121
565-5MGT-25	9400-8113	113	22.24	.127
575-5MGT-25	9400-8115	115	22.64	.130

Part No.	Product No.	Number of Teeth	Pitch Length (in)	Weight (Lbs.)
580-5MGT-25	9400-8116	116	22.83	.131
600-5MGT-25	9400-8120	120	23.62	.135
625-5MGT-25	9400-8125	125	24.61	.141
650-5MGT-25	9400-8130	130	25.59	.147
700-5MGT-25	9400-8140	140	27.56	.158
750-5MGT-25	9400-8150	150	29.53	.169
800-5MGT-25	9400-8160	160	31.50	.180
815-5MGT-25	9400-8163	163	32.09	.184
850-5MGT-25	9400-8170	170	33.46	.192
900-5MGT-25	9400-8180	180	35.43	.203
1000-5MGT-25	9400-8200	200	39.37	.226

POWERGRIP GT3 BELTS



# PowerGrip® GT®3 Belts - 5M

**Product No. Series 9400 (continued)**

**5mm Pitch — 25mm Wide (continued)**

Part No.	Product No.	Number of Teeth	Pitch Length (in)	Weight (Lbs.)
1150-5MGT-25	9400-8230	230	45.28	.259
1300-5MGT-25	9400-8260	260	51.18	.293
1450-5MGT-25	9400-8290	290	57.09	.327
1600-5MGT-25	9400-8320	320	62.99	.361

Part No.	Product No.	Number of Teeth	Pitch Length (in)	Weight (Lbs.)
1720-5MGT-25	9400-8344	344	67.72	.388
1755-5MGT-25	9400-8351	351	69.09	.396
2100-5MGT-25	9400-8420	420	82.68	.474



# PowerGrip® GT®3 Belts - 2M and 3M

## Recommended Sprockets

PowerGrip GT Sprockets

### Notes

Belt pitch is the distance in millimeters between two adjacent tooth centers as measured on the pitch line of the belt. Belt pitch length is the total length (circumference) in millimeters as measured along the pitch line. The theoretical pitch line of a PowerGrip GT3 belt lies within the tensile member.

PowerGrip GT3 part numbers are comprised of pitch, pitch length and width. For example; part number 100-2MGT-04 denotes a 100mm pitch length, 2mm pitch and 4mm width.

## Product No. Series 9400

### 2mm Pitch — 4mm Wide

Part No.	Product No.	Number of Teeth	Pitch Length (in)	Weight (Lbs.)	Part No.	Product No.	Number of Teeth	Pitch Length (in)	Weight (Lbs.)
100-2MGT-04	9400-0050	50	3.94	.001	278-2MGT-04	9400-0139	139	10.94	.003
112-2MGT-04	9400-0056	56	4.41	.001	280-2MGT-04	9400-0140	140	11.02	.003
124-2MGT-04	9400-0062	62	4.88	.002	300-2MGT-04	9400-0150	150	11.81	.004
126-2MGT-04	9400-0063	63	4.96	.002	320-2MGT-04	9400-0160	160	12.60	.004
134-2MGT-04	9400-0067	67	5.28	.002	322-2MGT-04	9400-0161	161	12.68	.004
136-2MGT-04	9400-0068	68	5.35	.002	332-2MGT-04	9400-0166	166	13.07	.004
140-2MGT-04	9400-0070	70	5.51	.002	346-2MGT-04	9400-0173	173	13.62	.004
152-2MGT-04	9400-0076	76	5.98	.002	350-2MGT-04	9400-0175	175	13.78	.004
158-2MGT-04	9400-0079	79	6.22	.002	364-2MGT-04	9400-0182	182	14.33	.004
160-2MGT-04	9400-0080	80	6.30	.002	370-2MGT-04	9400-0185	185	14.57	.005
164-2MGT-04	9400-0082	82	6.46	.002	380-2MGT-04	9400-0190	190	14.96	.005
166-2MGT-04	9400-0083	83	6.54	.002	386-2MGT-04	9400-0193	193	15.20	.005
168-2MGT-04	9400-0084	84	6.61	.002	400-2MGT-04	9400-0200	200	15.75	.005
172-2MGT-04	9400-0086	86	6.77	.002	406-2MGT-04	9400-0203	203	15.98	.005
180-2MGT-04	9400-0090	90	7.09	.002	420-2MGT-04	9400-0210	210	16.54	.005
186-2MGT-04	9400-0093	93	7.32	.002	456-2MGT-04	9400-0228	228	17.95	.006
192-2MGT-04	9400-0096	96	7.56	.002	470-2MGT-04	9400-0235	235	18.50	.006
200-2MGT-04	9400-0100	100	7.87	.002	474-2MGT-04	9400-0237	237	18.66	.006
202-2MGT-04	9400-0101	101	7.95	.002	488-2MGT-04	9400-0244	244	19.21	.006
210-2MGT-04	9400-0105	105	8.27	.003	504-2MGT-04	9400-0252	252	19.84	.006
212-2MGT-04	9400-0106	106	8.35	.003	528-2MGT-04	9400-0264	264	20.79	.007
216-2MGT-04	9400-0108	108	8.50	.003	552-2MGT-04	9400-0276	276	21.73	.007
220-2MGT-04	9400-0110	110	8.66	.003	576-2MGT-04	9400-0288	288	22.68	.007
232-2MGT-04	9400-0116	116	9.13	.003	600-2MGT-04	9400-0300	300	23.62	.007
236-2MGT-04	9400-0118	118	9.29	.003	640-2MGT-04	9400-0320	320	25.20	.008
240-2MGT-04	9400-0120	120	9.45	.003	696-2MGT-04	9400-0348	348	27.40	.009
250-2MGT-04	9400-0125	125	9.84	.003	744-2MGT-04	9400-0372	372	29.29	.009
252-2MGT-04	9400-0126	126	9.92	.003	848-2MGT-04	9400-0424	424	33.39	.010
258-2MGT-04	9400-0129	129	10.16	.003	1164-2MGT-04	9400-0582	582	45.83	.014

### 2mm Pitch — 6mm Wide

Part No.	Product No.	Number of Teeth	Pitch Length (in)	Weight (Lbs.)	Part No.	Product No.	Number of Teeth	Pitch Length (in)	Weight (Lbs.)
100-2MGT-06	9400-1050	50	3.94	.002	202-2MGT-06	9400-1101	101	7.95	.004
112-2MGT-06	9400-1056	56	4.41	.002	210-2MGT-06	9400-1105	105	8.27	.004
124-2MGT-06	9400-1062	62	4.88	.002	212-2MGT-06	9400-1106	106	8.35	.004
126-2MGT-06	9400-1063	63	4.96	.002	216-2MGT-06	9400-1108	108	8.50	.004
134-2MGT-06	9400-1067	67	5.28	.002	220-2MGT-06	9400-1110	110	8.66	.004
136-2MGT-06	9400-1068	68	5.35	.003	232-2MGT-06	9400-1116	116	9.13	.004
140-2MGT-06	9400-1070	70	5.51	.003	236-2MGT-06	9400-1118	118	9.29	.004
152-2MGT-06	9400-1076	76	5.98	.003	240-2MGT-06	9400-1120	120	9.45	.004
158-2MGT-06	9400-1079	79	6.22	.003	250-2MGT-06	9400-1125	125	9.84	.005
160-2MGT-06	9400-1080	80	6.30	.003	252-2MGT-06	9400-1126	126	9.92	.005
164-2MGT-06	9400-1082	82	6.46	.003	258-2MGT-06	9400-1129	129	10.16	.005
166-2MGT-06	9400-1083	83	6.54	.003	278-2MGT-06	9400-1139	139	10.94	.005
168-2MGT-06	9400-1084	84	6.61	.003	280-2MGT-06	9400-1140	140	11.02	.005
172-2MGT-06	9400-1086	86	6.77	.003	300-2MGT-06	9400-1150	150	11.81	.006
180-2MGT-06	9400-1090	90	7.09	.003	320-2MGT-06	9400-1160	160	12.60	.006
186-2MGT-06	9400-1093	93	7.32	.003	322-2MGT-06	9400-1161	161	12.68	.006
192-2MGT-06	9400-1096	96	7.56	.004	332-2MGT-06	9400-1166	166	13.07	.006
200-2MGT-06	9400-1100	100	7.87	.004	346-2MGT-06	9400-1173	173	13.62	.006

POWERGRIP GT3 BELTS



# PowerGrip® GT®3 Belts - 2M and 3M

## Product No. Series 9400 (continued)

### 2mm Pitch — 6mm Wide (continued)

Part No.	Product No.	Number of Teeth	Pitch Length (in)	Weight (Lbs.)	Part No.	Product No.	Number of Teeth	Pitch Length (in)	Weight (Lbs.)
350-2MGT-06	9400-1175	175	13.78	.006	488-2MGT-06	9400-1244	244	19.21	.009
364-2MGT-06	9400-1182	182	14.33	.007	504-2MGT-06	9400-1252	252	19.84	.009
370-2MGT-06	9400-1185	185	14.57	.007	528-2MGT-06	9400-1264	264	20.79	.010
380-2MGT-06	9400-1190	190	14.96	.007	552-2MGT-06	9400-1276	276	21.73	.010
386-2MGT-06	9400-1193	193	15.20	.007	576-2MGT-06	9400-1288	288	22.68	.011
400-2MGT-06	9400-1200	200	15.75	.007	600-2MGT-06	9400-1300	300	23.62	.011
406-2MGT-06	9400-1203	203	15.98	.008	640-2MGT-06	9400-1320	320	25.20	.012
420-2MGT-06	9400-1210	210	16.54	.008	696-2MGT-06	9400-1348	348	27.40	.013
456-2MGT-06	9400-1228	228	17.95	.008	744-2MGT-06	9400-1372	372	29.29	.014
470-2MGT-06	9400-1235	235	18.50	.009	848-2MGT-06	9400-1424	424	33.39	.016
474-2MGT-06	9400-1237	237	18.66	.009	1164-2MGT-06	9400-1582	582	45.83	.022

### 2mm Pitch — 9mm Wide

Part No.	Product No.	Number of Teeth	Pitch Length (in)	Weight (Lbs.)	Part No.	Product No.	Number of Teeth	Pitch Length (in)	Weight (Lbs.)
100-2MGT-09	9400-2050	50	3.94	.003	278-2MGT-09	9400-2139	139	10.94	.008
112-2MGT-09	9400-2056	56	4.41	.003	280-2MGT-09	9400-2140	140	11.02	.008
124-2MGT-09	9400-2062	62	4.88	.003	300-2MGT-09	9400-2150	150	11.81	.008
126-2MGT-09	9400-2063	63	4.96	.003	320-2MGT-09	9400-2160	160	12.60	.009
134-2MGT-09	9400-2067	67	5.28	.004	322-2MGT-09	9400-2161	161	12.68	.009
136-2MGT-09	9400-2068	68	5.35	.004	332-2MGT-09	9400-2166	166	13.07	.009
140-2MGT-09	9400-2070	70	5.51	.004	346-2MGT-09	9400-2173	173	13.62	.010
152-2MGT-09	9400-2076	76	5.98	.004	350-2MGT-09	9400-2175	175	13.78	.010
158-2MGT-09	9400-2079	79	6.22	.004	364-2MGT-09	9400-2182	182	14.33	.010
160-2MGT-09	9400-2080	80	6.30	.004	370-2MGT-09	9400-2185	185	14.57	.010
164-2MGT-09	9400-2082	82	6.46	.005	380-2MGT-09	9400-2190	190	14.96	.011
166-2MGT-09	9400-2083	83	6.54	.005	386-2MGT-09	9400-2193	193	15.20	.011
168-2MGT-09	9400-2084	84	6.61	.005	400-2MGT-09	9400-2200	200	15.75	.011
172-2MGT-09	9400-2086	86	6.77	.005	406-2MGT-09	9400-2203	203	15.98	.011
180-2MGT-09	9400-2090	90	7.09	.005	420-2MGT-09	9400-2210	210	16.54	.012
186-2MGT-09	9400-2093	93	7.32	.005	456-2MGT-09	9400-2228	228	17.95	.013
192-2MGT-09	9400-2096	96	7.56	.005	470-2MGT-09	9400-2235	235	18.50	.013
200-2MGT-09	9400-2100	100	7.87	.006	474-2MGT-09	9400-2237	237	18.66	.013
202-2MGT-09	9400-2101	101	7.95	.006	488-2MGT-09	9400-2244	244	19.21	.014
210-2MGT-09	9400-2105	105	8.27	.006	504-2MGT-09	9400-2252	252	19.84	.014
212-2MGT-09	9400-2106	106	8.35	.006	528-2MGT-09	9400-2264	264	20.79	.015
216-2MGT-09	9400-2108	108	8.50	.006	552-2MGT-09	9400-2276	276	21.73	.015
220-2MGT-09	9400-2110	110	8.66	.006	576-2MGT-09	9400-2288	288	22.68	.016
232-2MGT-09	9400-2116	116	9.13	.006	600-2MGT-09	9400-2300	300	23.62	.017
236-2MGT-09	9400-2118	118	9.29	.007	640-2MGT-09	9400-2320	320	25.20	.018
240-2MGT-09	9400-2120	120	9.45	.007	696-2MGT-09	9400-2348	348	27.40	.019
250-2MGT-09	9400-2125	125	9.84	.007	744-2MGT-09	9400-2372	372	29.29	.021
252-2MGT-09	9400-2126	126	9.92	.007	848-2MGT-09	9400-2424	424	33.39	.024
258-2MGT-09	9400-2129	129	10.16	.007	1164-2MGT-09	9400-2582	582	45.83	.032

### 3mm Pitch — 6mm Wide

Part No.	Product No.	Number of Teeth	Pitch Length (in)	Weight (Lbs.)	Part No.	Product No.	Number of Teeth	Pitch Length (in)	Weight (Lbs.)
099-3MGT-06	9400-3033	33	3.90	.004	201-3MGT-06	9400-3067	67	7.91	.007
111-3MGT-06	9400-3037	37	4.37	.004	219-3MGT-06	9400-3073	73	8.62	.008
123-3MGT-06	9400-3041	41	4.84	.005	225-3MGT-06	9400-3075	75	8.86	.008
129-3MGT-06	9400-3043	43	5.08	.005	240-3MGT-06	9400-3080	80	9.45	.009
159-3MGT-06	9400-3053	53	6.26	.006	243-3MGT-06	9400-3081	81	9.57	.009
165-3MGT-06	9400-3055	55	6.50	.006	255-3MGT-06	9400-3085	85	10.04	.009
180-3MGT-06	9400-3060	60	7.09	.007	267-3MGT-06	9400-3089	89	10.51	.010
183-3MGT-06	9400-3061	61	7.20	.007	282-3MGT-06	9400-3094	94	11.10	.010
189-3MGT-06	9400-3063	63	7.44	.007	291-3MGT-06	9400-3097	97	11.46	.011

POWERGRIP GT3 BELTS

**PowerGrip® GT®3 Belts - 2M and 3M****Product No. Series 9400 (continued)****3mm Pitch — 6mm Wide (continued)**

Part No.	Product No.	Number of Teeth	Pitch Length (in)	Weight (Lbs.)	Part No.	Product No.	Number of Teeth	Pitch Length (in)	Weight (Lbs.)
300-3MGT-06	9400-3100	100	11.81	.011	537-3MGT-06	9400-3179	179	21.14	.020
339-3MGT-06	9400-3113	113	13.35	.013	552-3MGT-06	9400-3184	184	21.73	.020
348-3MGT-06	9400-3116	116	13.70	.013	564-3MGT-06	9400-3188	188	22.20	.021
357-3MGT-06	9400-3119	119	14.06	.013	600-3MGT-06	9400-3200	200	23.62	.022
360-3MGT-06	9400-3120	120	14.17	.013	630-3MGT-06	9400-3210	210	24.80	.023
375-3MGT-06	9400-3125	125	14.76	.014	684-3MGT-06	9400-3228	228	26.93	.025
393-3MGT-06	9400-3131	131	15.47	.015	735-3MGT-06	9400-3245	245	28.94	.027
414-3MGT-06	9400-3138	138	16.30	.015	750-3MGT-06	9400-3250	250	29.53	.028
420-3MGT-06	9400-3140	140	16.54	.016	786-3MGT-06	9400-3262	262	30.94	.029
447-3MGT-06	9400-3149	149	17.60	.017	840-3MGT-06	9400-3280	280	33.07	.031
450-3MGT-06	9400-3150	150	17.72	.017	945-3MGT-06	9400-3315	315	37.20	.035
474-3MGT-06	9400-3158	158	18.66	.018	1050-3MGT-06	9400-3350	350	41.34	.039
480-3MGT-06	9400-3160	160	18.90	.018	1080-3MGT-06	9400-3360	360	42.52	.040
483-3MGT-06	9400-3161	161	19.02	.018	1536-3MGT-06	9400-3512	512	60.47	.057
489-3MGT-06	9400-3163	163	19.25	.018	1587-3MGT-06	9400-3529	529	62.48	.059
504-3MGT-06	9400-3168	168	19.84	.019	2061-3MGT-06	9400-3687	687	81.14	.076

**3mm Pitch — 9mm Wide**

Part No.	Product No.	Number of Teeth	Pitch Length (in)	Weight (Lbs.)	Part No.	Product No.	Number of Teeth	Pitch Length (in)	Weight (Lbs.)
099-3MGT-09	9400-4033	33	3.90	.005	414-3MGT-09	9400-4138	138	16.30	.023
111-3MGT-09	9400-4037	37	4.37	.006	420-3MGT-09	9400-4140	140	16.54	.023
123-3MGT-09	9400-4041	41	4.84	.007	447-3MGT-09	9400-4149	149	17.60	.025
129-3MGT-09	9400-4043	43	5.08	.007	450-3MGT-09	9400-4150	150	17.72	.025
159-3MGT-09	9400-4053	53	6.26	.009	474-3MGT-09	9400-4158	158	18.66	.026
165-3MGT-09	9400-4055	55	6.50	.009	480-3MGT-09	9400-4160	160	18.90	.027
180-3MGT-09	9400-4060	60	7.09	.010	483-3MGT-09	9400-4161	161	19.02	.027
183-3MGT-09	9400-4061	61	7.20	.010	489-3MGT-09	9400-4163	163	19.25	.027
189-3MGT-09	9400-4063	63	7.44	.010	504-3MGT-09	9400-4168	168	19.84	.028
201-3MGT-09	9400-4067	67	7.91	.011	537-3MGT-09	9400-4179	179	21.14	.030
219-3MGT-09	9400-4073	73	8.62	.012	552-3MGT-09	9400-4184	184	21.73	.031
225-3MGT-09	9400-4075	75	8.86	.012	564-3MGT-09	9400-4188	188	22.20	.031
240-3MGT-09	9400-4080	80	9.45	.013	600-3MGT-09	9400-4200	200	23.62	.033
243-3MGT-09	9400-4081	81	9.57	.013	630-3MGT-09	9400-4210	210	24.80	.035
255-3MGT-09	9400-4085	85	10.04	.014	684-3MGT-09	9400-4228	228	26.93	.038
267-3MGT-09	9400-4089	89	10.51	.015	735-3MGT-09	9400-4245	245	28.94	.041
282-3MGT-09	9400-4094	94	11.10	.016	750-3MGT-09	9400-4250	250	29.53	.042
291-3MGT-09	9400-4097	97	11.46	.016	786-3MGT-09	9400-4262	262	30.94	.044
300-3MGT-09	9400-4100	100	11.81	.017	840-3MGT-09	9400-4280	280	33.07	.047
339-3MGT-09	9400-4113	113	13.35	.019	945-3MGT-09	9400-4315	315	37.20	.052
348-3MGT-09	9400-4116	116	13.70	.019	1050-3MGT-09	9400-4350	350	41.34	.058
357-3MGT-09	9400-4119	119	14.06	.020	1080-3MGT-09	9400-4360	360	42.52	.060
360-3MGT-09	9400-4120	120	14.17	.020	1536-3MGT-09	9400-4512	512	60.47	.085
375-3MGT-09	9400-4125	125	14.76	.021	1587-3MGT-09	9400-4529	529	62.48	.088
393-3MGT-09	9400-4131	131	15.47	.022	2061-3MGT-09	9400-4687	687	81.14	.114

**3mm Pitch — 15mm Wide**

Part No.	Product No.	Number of Teeth	Pitch Length (in)	Weight (Lbs.)	Part No.	Product No.	Number of Teeth	Pitch Length (in)	Weight (Lbs.)
099-3MGT-15	9400-5033	33	3.90	.009	189-3MGT-15	9400-5063	63	7.44	.017
111-3MGT-15	9400-5037	37	4.37	.010	201-3MGT-15	9400-5067	67	7.91	.019
123-3MGT-15	9400-5041	41	4.84	.011	219-3MGT-15	9400-5073	73	8.62	.020
129-3MGT-15	9400-5043	43	5.08	.012	225-3MGT-15	9400-5075	75	8.86	.021
159-3MGT-15	9400-5053	53	6.26	.015	240-3MGT-15	9400-5080	80	9.45	.022
165-3MGT-15	9400-5055	55	6.50	.015	243-3MGT-15	9400-5081	81	9.57	.022
180-3MGT-15	9400-5060	60	7.09	.017	255-3MGT-15	9400-5085	85	10.04	.024
183-3MGT-15	9400-5061	61	7.20	.017	267-3MGT-15	9400-5089	89	10.51	.025



# PowerGrip® GT®3 Belts - 2M and 3M

**Product No. Series 9400 (continued)**

**3mm Pitch — 15mm Wide (continued)**

Part No.	Product No.	Number of Teeth	Pitch Length (in)	Weight (Lbs.)	Part No.	Product No.	Number of Teeth	Pitch Length (in)	Weight (Lbs.)
282-3MGT-15	9400-5094	94	11.10	.026	504-3MGT-15	9400-5168	168	19.84	.047
291-3MGT-15	9400-5097	97	11.46	.027	537-3MGT-15	9400-5179	179	21.14	.050
300-3MGT-15	9400-5100	100	11.81	.028	552-3MGT-15	9400-5184	184	21.73	.051
339-3MGT-15	9400-5113	113	13.35	.031	564-3MGT-15	9400-5188	188	22.20	.052
348-3MGT-15	9400-5116	116	13.70	.032	600-3MGT-15	9400-5200	200	23.62	.055
357-3MGT-15	9400-5119	119	14.06	.033	630-3MGT-15	9400-5210	210	24.80	.058
360-3MGT-15	9400-5120	120	14.17	.033	684-3MGT-15	9400-5228	228	26.93	.063
375-3MGT-15	9400-5125	125	14.76	.035	735-3MGT-15	9400-5245	245	28.94	.068
393-3MGT-15	9400-5131	131	15.47	.036	750-3MGT-15	9400-5250	250	29.53	.069
414-3MGT-15	9400-5138	138	16.30	.038	786-3MGT-15	9400-5262	262	30.94	.073
420-3MGT-15	9400-5140	140	16.54	.039	840-3MGT-15	9400-5280	280	33.07	.078
447-3MGT-15	9400-5149	149	17.60	.041	945-3MGT-15	9400-5315	315	37.20	.087
450-3MGT-15	9400-5150	150	17.72	.042	1050-3MGT-15	9400-5350	350	41.34	.097
474-3MGT-15	9400-5158	158	18.66	.044	1080-3MGT-15	9400-5360	360	42.52	.100
480-3MGT-15	9400-5160	160	18.90	.044	1536-3MGT-15	9400-5512	512	60.47	.142
483-3MGT-15	9400-5161	161	19.02	.045	1587-3MGT-15	9400-5529	529	62.48	.147
489-3MGT-15	9400-5163	163	19.25	.045	2061-3MGT-15	9400-5687	687	81.14	.190

**PowerGrip® HTD® Belts****Recommended Sprockets**

PowerGrip HTD Sprockets

**Notes**

Belt pitch is the distance in millimeters between two adjacent tooth centers as measured on the pitch line of the belt. Belt pitch length is the total length (circumference) in millimeters as measured along the pitch line. The theoretical pitch line of a PowerGrip HTD belt lies within the tensile member.

PowerGrip HTD part numbers are comprised of pitch, pitch length and width. For example; part number 900-3M-15 denotes a 900mm pitch length, 3mm pitch and 15mm width.

**Product No. Series 9293****3mm Pitch — 6mm Wide**

Part No.	Product No.	Number of Teeth	Pitch Length (in)	Weight (Lbs.)	Part No.	Product No.	Number of Teeth	Pitch Length (in)	Weight (Lbs.)
87-3M-06	9293-2000	29	3.43	.003	357-3M-06	9293-0317	119	14.06	.011
102-3M-06	9293-2001	34	4.02	.003	360-3M-06	9293-2035	120	14.17	.011
105-3M-06	9293-2002	35	4.13	.003	363-3M-06	9293-0318	121	14.29	.011
111-3M-06	9293-2003	37	4.37	.004	366-3M-06	9293-2036	122	14.41	.012
123-3M-06	9293-2004	41	4.84	.004	369-3M-06	9293-2037	123	14.53	.012
144-3M-06	9293-2005	48	5.67	.005	381-3M-06	9293-2038	127	15.00	.012
147-3M-06	9293-2006	49	5.79	.005	384-3M-06	9293-0319	128	15.12	.012
150-3M-06	9293-0300	50	5.91	.005	387-3M-06	9293-2039	129	15.24	.012
156-3M-06	9293-2007	52	6.14	.005	390-3M-06	9293-0320	130	15.35	.012
159-3M-06	9293-0301	53	6.26	.005	396-3M-06	9293-2040	132	15.59	.013
165-3M-06	9293-2008	55	6.50	.005	399-3M-06	9293-0321	133	15.71	.013
168-3M-06	9293-0302	56	6.61	.005	405-3M-06	9293-2041	135	15.94	.013
174-3M-06	9293-2009	58	6.85	.006	411-3M-06	9293-2042	137	16.18	.013
177-3M-06	9293-0303	59	6.97	.006	417-3M-06	9293-2043	139	16.42	.013
180-3M-06	9293-2010	60	7.09	.006	420-3M-06	9293-0322	140	16.54	.013
183-3M-06	9293-2011	61	7.20	.006	426-3M-06	9293-2044	142	16.77	.013
189-3M-06	9293-0304	63	7.44	.006	432-3M-06	9293-2045	144	17.01	.014
195-3M-06	9293-2012	65	7.68	.006	435-3M-06	9293-2046	145	17.13	.014
201-3M-06	9293-0305	67	7.91	.006	438-3M-06	9293-2047	146	17.24	.014
204-3M-06	9293-2013	68	8.03	.006	444-3M-06	9293-2048	148	17.48	.014
207-3M-06	9293-2014	69	8.15	.007	447-3M-06	9293-0323	149	17.60	.014
213-3M-06	9293-0306	71	8.39	.007	459-3M-06	9293-2049	153	18.07	.015
216-3M-06	9293-2015	72	8.50	.007	468-3M-06	9293-2050	156	18.43	.015
222-3M-06	9293-2016	74	8.74	.007	471-3M-06	9293-2051	157	18.54	.015
225-3M-06	9293-0307	75	8.86	.007	474-3M-06	9293-0324	158	18.66	.015
228-3M-06	9293-2017	76	8.98	.007	480-3M-06	9293-2052	160	18.90	.015
234-3M-06	9293-2018	78	9.21	.007	486-3M-06	9293-0325	162	19.13	.015
237-3M-06	9293-2019	79	9.33	.008	489-3M-06	9293-2053	163	19.25	.015
240-3M-06	9293-0308	80	9.45	.008	492-3M-06	9293-2054	164	19.37	.016
246-3M-06	9293-2020	82	9.69	.008	501-3M-06	9293-0326	167	19.72	.016
252-3M-06	9293-0309	84	9.92	.008	510-3M-06	9293-2055	170	20.08	.016
255-3M-06	9293-0310	85	10.04	.008	513-3M-06	9293-0327	171	20.20	.016
258-3M-06	9293-2021	86	10.16	.008	519-3M-06	9293-2056	173	20.43	.016
261-3M-06	9293-2022	87	10.28	.008	525-3M-06	9293-2057	175	20.67	.017
264-3M-06	9293-2023	88	10.39	.008	528-3M-06	9293-2058	176	20.79	.017
267-3M-06	9293-0311	89	10.51	.008	531-3M-06	9293-0328	177	20.91	.017
276-3M-06	9293-2024	92	10.87	.009	537-3M-06	9293-2059	179	21.14	.017
282-3M-06	9293-2025	94	11.10	.009	558-3M-06	9293-2060	186	21.97	.018
285-3M-06	9293-0312	95	11.22	.009	564-3M-06	9293-0329	188	22.20	.018
288-3M-06	9293-2026	96	11.34	.009	570-3M-06	9293-2061	190	22.44	.018
291-3M-06	9293-2027	97	11.46	.009	576-3M-06	9293-2062	192	22.68	.018
297-3M-06	9293-2028	99	11.69	.009	585-3M-06	9293-2063	195	23.03	.019
300-3M-06	9293-0313	100	11.81	.010	591-3M-06	9293-2064	197	23.27	.019
312-3M-06	9293-0314	104	12.28	.010	597-3M-06	9293-0330	199	23.50	.019
315-3M-06	9293-2029	105	12.40	.010	600-3M-06	9293-2065	200	23.62	.019
318-3M-06	9293-0315	106	12.52	.010	606-3M-06	9293-2066	202	23.86	.019
324-3M-06	9293-2030	108	12.76	.010	609-3M-06	9293-2067	203	23.98	.019
330-3M-06	9293-2031	110	12.99	.010	612-3M-06	9293-2068	204	24.09	.019
333-3M-06	9293-2032	111	13.11	.011	627-3M-06	9293-2069	209	24.69	.020
336-3M-06	9293-2033	112	13.23	.011	633-3M-06	9293-0331	211	24.92	.020
339-3M-06	9293-0316	113	13.35	.011	639-3M-06	9293-2070	213	25.16	.020
345-3M-06	9293-2034	115	13.58	.011	645-3M-06	9293-2071	215	25.39	.020



# PowerGrip® HTD® Belts

## Product No. Series 9293 (continued)

### 3mm Pitch — 6mm Wide (continued)

Part No.	Product No.	Number of Teeth	Pitch Length (in)	Weight (Lbs.)	Part No.	Product No.	Number of Teeth	Pitch Length (in)	Weight (Lbs.)
648-3M-06	9293-2072	216	25.51	.021	900-3M-06	9293-2085	300	35.43	.029
654-3M-06	9293-2073	218	25.75	.021	915-3M-06	9293-2086	305	36.02	.029
657-3M-06	9293-2074	219	25.87	.021	945-3M-06	9293-0338	315	37.20	.030
663-3M-06	9293-2075	221	26.10	.021	951-3M-06	9293-2087	317	37.44	.030
669-3M-06	9293-0332	223	26.34	.021	981-3M-06	9293-2088	327	38.62	.031
684-3M-06	9293-2076	228	26.93	.022	1002-3M-06	9293-0339	334	39.45	.032
687-3M-06	9293-2077	229	27.05	.022	1026-3M-06	9293-2089	342	40.39	.033
696-3M-06	9293-2078	232	27.40	.022	1035-3M-06	9293-2090	345	40.75	.033
711-3M-06	9293-0333	237	27.99	.023	1062-3M-06	9293-0340	354	41.81	.034
735-3M-06	9293-2079	245	28.94	.023	1125-3M-06	9293-0341	375	44.29	.036
738-3M-06	9293-2080	246	29.06	.023	1155-3M-06	9293-2091	385	45.47	.037
753-3M-06	9293-0334	251	29.65	.024	1191-3M-06	9293-0342	397	46.89	.038
795-3M-06	9293-0335	265	31.30	.025	1263-3M-06	9293-0343	421	49.72	.040
822-3M-06	9293-2081	274	32.36	.026	1500-3M-06	9293-2092	500	59.06	.048
837-3M-06	9293-2082	279	32.95	.027	1512-3M-06	9293-2093	504	59.53	.048
843-3M-06	9293-0336	281	33.19	.027	1587-3M-06	9293-2094	529	62.48	.050
873-3M-06	9293-2083	291	34.37	.028	1956-3M-06	9293-2095	652	77.01	.062
882-3M-06	9293-0337	294	34.72	.028	2004-3M-06	9293-2096	668	78.90	.063
891-3M-06	9293-2084	297	35.08	.028					

### 3mm Pitch — 9mm Wide

Part No.	Product No.	Number of Teeth	Pitch Length (in)	Weight (Lbs.)	Part No.	Product No.	Number of Teeth	Pitch Length (in)	Weight (Lbs.)
87-3M-09	9293-2200	29	3.43	.004	267-3M-09	9293-0355	89	10.51	.013
102-3M-09	9293-2201	34	4.02	.005	276-3M-09	9293-2224	92	10.87	.013
105-3M-09	9293-2202	35	4.13	.005	282-3M-09	9293-2225	94	11.10	.013
111-3M-09	9293-2203	37	4.37	.005	285-3M-09	9293-0356	95	11.22	.014
123-3M-09	9293-2204	41	4.84	.006	288-3M-09	9293-2226	96	11.34	.014
144-3M-09	9293-2205	48	5.67	.007	291-3M-09	9293-2227	97	11.46	.014
147-3M-09	9293-2206	49	5.79	.007	297-3M-09	9293-2228	99	11.69	.014
150-3M-09	9293-0344	50	5.91	.007	300-3M-09	9293-0357	100	11.81	.014
156-3M-09	9293-2207	52	6.14	.007	312-3M-09	9293-0358	104	12.28	.015
159-3M-09	9293-0345	53	6.26	.008	315-3M-09	9293-2229	105	12.40	.015
165-3M-09	9293-2208	55	6.50	.008	318-3M-09	9293-0359	106	12.52	.015
168-3M-09	9293-0346	56	6.61	.008	324-3M-09	9293-2230	108	12.76	.015
174-3M-09	9293-2209	58	6.85	.008	330-3M-09	9293-2231	110	12.99	.016
177-3M-09	9293-0347	59	6.97	.008	333-3M-09	9293-2232	111	13.11	.016
180-3M-09	9293-2210	60	7.09	.009	336-3M-09	9293-2233	112	13.23	.016
183-3M-09	9293-2211	61	7.20	.009	339-3M-09	9293-0360	113	13.35	.016
189-3M-09	9293-0348	63	7.44	.009	345-3M-09	9293-2234	115	13.58	.016
195-3M-09	9293-2212	65	7.68	.009	357-3M-09	9293-0361	119	14.06	.017
201-3M-09	9293-0349	67	7.91	.010	360-3M-09	9293-2235	120	14.17	.017
204-3M-09	9293-2213	68	8.03	.010	363-3M-09	9293-0362	121	14.29	.017
207-3M-09	9293-2214	69	8.15	.010	366-3M-09	9293-2236	122	14.41	.017
213-3M-09	9293-0350	71	8.39	.010	369-3M-09	9293-2237	123	14.53	.018
216-3M-09	9293-2215	72	8.50	.010	381-3M-09	9293-2238	127	15.00	.018
222-3M-09	9293-2216	74	8.74	.011	384-3M-09	9293-0363	128	15.12	.018
225-3M-09	9293-0351	75	8.86	.011	387-3M-09	9293-2239	129	15.24	.018
228-3M-09	9293-2217	76	8.98	.011	390-3M-09	9293-0364	130	15.35	.019
234-3M-09	9293-2218	78	9.21	.011	396-3M-09	9293-2240	132	15.59	.019
237-3M-09	9293-2219	79	9.33	.011	399-3M-09	9293-0365	133	15.71	.019
240-3M-09	9293-0352	80	9.45	.011	405-3M-09	9293-2241	135	15.94	.019
246-3M-09	9293-2220	82	9.69	.012	411-3M-09	9293-2242	137	16.18	.020
252-3M-09	9293-0353	84	9.92	.012	417-3M-09	9293-2243	139	16.42	.020
255-3M-09	9293-0354	85	10.04	.012	420-3M-09	9293-0366	140	16.54	.020
258-3M-09	9293-2221	86	10.16	.012	426-3M-09	9293-2244	142	16.77	.020
261-3M-09	9293-2222	87	10.28	.012	432-3M-09	9293-2245	144	17.01	.021
264-3M-09	9293-2223	88	10.39	.013	435-3M-09	9293-2246	145	17.13	.021

POWERGRIP HTD BELTS

**PowerGrip® HTD® Belts****Product No. Series 9293 (continued)****3mm Pitch — 9mm Wide (continued)**

Part No.	Product No.	Number of Teeth	Pitch Length (in)	Weight (Lbs.)	Part No.	Product No.	Number of Teeth	Pitch Length (in)	Weight (Lbs.)
438-3M-09	9293-2247	146	17.24	.021	657-3M-09	9293-2274	219	25.87	.031
444-3M-09	9293-2248	148	17.48	.021	663-3M-09	9293-2275	221	26.10	.032
447-3M-09	9293-0367	149	17.60	.021	669-3M-09	9293-0376	223	26.34	.032
459-3M-09	9293-2249	153	18.07	.022	684-3M-09	9293-2276	228	26.93	.033
468-3M-09	9293-2250	156	18.43	.022	687-3M-09	9293-2277	229	27.05	.033
471-3M-09	9293-2251	157	18.54	.022	696-3M-09	9293-2278	232	27.40	.033
474-3M-09	9293-0368	158	18.66	.023	711-3M-09	9293-0377	237	27.99	.034
480-3M-09	9293-2252	160	18.90	.023	735-3M-09	9293-2279	245	28.94	.035
486-3M-09	9293-0369	162	19.13	.023	738-3M-09	9293-2280	246	29.06	.035
489-3M-09	9293-2253	163	19.25	.023	753-3M-09	9293-0378	251	29.65	.036
492-3M-09	9293-2254	164	19.37	.023	795-3M-09	9293-0379	265	31.30	.038
501-3M-09	9293-0370	167	19.72	.024	822-3M-09	9293-2281	274	32.36	.039
510-3M-09	9293-2255	170	20.08	.024	837-3M-09	9293-2282	279	32.95	.040
513-3M-09	9293-0371	171	20.20	.024	843-3M-09	9293-0380	281	33.19	.040
519-3M-09	9293-2256	173	20.43	.025	873-3M-09	9293-2283	291	34.37	.041
525-3M-09	9293-2257	175	20.67	.025	882-3M-09	9293-0381	294	34.72	.042
528-3M-09	9293-2258	176	20.79	.025	891-3M-09	9293-2284	297	35.08	.042
531-3M-09	9293-0372	177	20.91	.025	900-3M-09	9293-2285	300	35.43	.043
537-3M-09	9293-2259	179	21.14	.026	915-3M-09	9293-2286	305	36.02	.043
558-3M-09	9293-2260	186	21.97	.027	945-3M-09	9293-0382	315	37.20	.045
564-3M-09	9293-0373	188	22.20	.027	951-3M-09	9293-2287	317	37.44	.045
570-3M-09	9293-2261	190	22.44	.027	981-3M-09	9293-2288	327	38.62	.047
576-3M-09	9293-2262	192	22.68	.027	1002-3M-09	9293-0383	334	39.45	.048
585-3M-09	9293-2263	195	23.03	.028	1026-3M-09	9293-2289	342	40.39	.049
591-3M-09	9293-2264	197	23.27	.028	1035-3M-09	9293-2290	345	40.75	.049
597-3M-09	9293-0374	199	23.50	.028	1062-3M-09	9293-0384	354	41.81	.050
600-3M-09	9293-2265	200	23.62	.029	1125-3M-09	9293-0385	375	44.29	.053
606-3M-09	9293-2266	202	23.86	.029	1155-3M-09	9293-2291	385	45.47	.055
609-3M-09	9293-2267	203	23.98	.029	1191-3M-09	9293-0386	397	46.89	.057
612-3M-09	9293-2268	204	24.09	.029	1263-3M-09	9293-0387	421	49.72	.060
627-3M-09	9293-2269	209	24.69	.030	1500-3M-09	9293-2292	500	59.06	.071
633-3M-09	9293-0375	211	24.92	.030	1512-3M-09	9293-2293	504	59.53	.072
639-3M-09	9293-2270	213	25.16	.030	1587-3M-09	9293-2294	529	62.48	.075
645-3M-09	9293-2271	215	25.39	.031	1956-3M-09	9293-2295	652	77.01	.093
648-3M-09	9293-2272	216	25.51	.031	2004-3M-09	9293-2296	668	78.90	.095
654-3M-09	9293-2273	218	25.75	.031					

**3mm Pitch — 15mm Wide**

Part No.	Product No.	Number of Teeth	Pitch Length (in)	Weight (Lbs.)	Part No.	Product No.	Number of Teeth	Pitch Length (in)	Weight (Lbs.)
87-3M-15	9293-2400	29	3.43	.007	201-3M-15	9293-0393	67	7.91	.016
102-3M-15	9293-2401	34	4.02	.008	204-3M-15	9293-2413	68	8.03	.016
105-3M-15	9293-2402	35	4.13	.008	207-3M-15	9293-2414	69	8.15	.016
111-3M-15	9293-2403	37	4.37	.009	213-3M-15	9293-0394	71	8.39	.017
123-3M-15	9293-2404	41	4.84	.010	216-3M-15	9293-2415	72	8.50	.017
144-3M-15	9293-2405	48	5.67	.011	222-3M-15	9293-2416	74	8.74	.018
147-3M-15	9293-2406	49	5.79	.012	225-3M-15	9293-0395	75	8.86	.018
150-3M-15	9293-0388	50	5.91	.012	228-3M-15	9293-2417	76	8.98	.018
156-3M-15	9293-2407	52	6.14	.012	234-3M-15	9293-2418	78	9.21	.019
159-3M-15	9293-0389	53	6.26	.013	237-3M-15	9293-2419	79	9.33	.019
165-3M-15	9293-2408	55	6.50	.013	240-3M-15	9293-0396	80	9.45	.019
168-3M-15	9293-0390	56	6.61	.013	246-3M-15	9293-2420	82	9.69	.019
174-3M-15	9293-2409	58	6.85	.014	252-3M-15	9293-0397	84	9.92	.020
177-3M-15	9293-0391	59	6.97	.014	255-3M-15	9293-0398	85	10.04	.020
180-3M-15	9293-2410	60	7.09	.014	258-3M-15	9293-2421	86	10.16	.020
183-3M-15	9293-2411	61	7.20	.014	261-3M-15	9293-2422	87	10.28	.021
189-3M-15	9293-0392	63	7.44	.015	264-3M-15	9293-2423	88	10.39	.021
195-3M-15	9293-2412	65	7.68	.015	267-3M-15	9293-0399	89	10.51	.021



# PowerGrip® HTD® Belts

## Product No. Series 9293 (continued)

### 3mm Pitch — 15mm Wide (continued)

Part No.	Product No.	Number of Teeth	Pitch Length (in)	Weight (Lbs.)	Part No.	Product No.	Number of Teeth	Pitch Length (in)	Weight (Lbs.)
276-3M-15	9293-2424	92	10.87	.022	558-3M-15	9293-2460	186	21.97	.044
282-3M-15	9293-2425	94	11.10	.022	564-3M-15	9293-0417	188	22.20	.045
285-3M-15	9293-0400	95	11.22	.023	570-3M-15	9293-2461	190	22.44	.045
288-3M-15	9293-2426	96	11.34	.023	576-3M-15	9293-2462	192	22.68	.046
291-3M-15	9293-2427	97	11.46	.023	585-3M-15	9293-2463	195	23.03	.046
297-3M-15	9293-2428	99	11.69	.024	591-3M-15	9293-2464	197	23.27	.047
300-3M-15	9293-0401	100	11.81	.024	597-3M-15	9293-0418	199	23.50	.047
312-3M-15	9293-0402	104	12.28	.025	600-3M-15	9293-2465	200	23.62	.048
315-3M-15	9293-2429	105	12.40	.025	606-3M-15	9293-2466	202	23.86	.048
318-3M-15	9293-0403	106	12.52	.025	609-3M-15	9293-2467	203	23.98	.048
324-3M-15	9293-2430	108	12.76	.026	612-3M-15	9293-2468	204	24.09	.048
330-3M-15	9293-2431	110	12.99	.026	627-3M-15	9293-2469	209	24.69	.050
333-3M-15	9293-2432	111	13.11	.026	633-3M-15	9293-0419	211	24.92	.050
336-3M-15	9293-2433	112	13.23	.027	639-3M-15	9293-2470	213	25.16	.051
339-3M-15	9293-0404	113	13.35	.027	645-3M-15	9293-2471	215	25.39	.051
345-3M-15	9293-2434	115	13.58	.027	648-3M-15	9293-2472	216	25.51	.051
357-3M-15	9293-0405	119	14.06	.028	654-3M-15	9293-2473	218	25.75	.052
360-3M-15	9293-2435	120	14.17	.029	657-3M-15	9293-2474	219	25.87	.052
363-3M-15	9293-0406	121	14.29	.029	663-3M-15	9293-2475	221	26.10	.053
366-3M-15	9293-2436	122	14.41	.029	669-3M-15	9293-0420	223	26.34	.053
369-3M-15	9293-2437	123	14.53	.029	684-3M-15	9293-2476	228	26.93	.054
381-3M-15	9293-2438	127	15.00	.030	687-3M-15	9293-2477	229	27.05	.054
384-3M-15	9293-0407	128	15.12	.030	696-3M-15	9293-2478	232	27.40	.055
387-3M-15	9293-2439	129	15.24	.031	711-3M-15	9293-0421	237	27.99	.056
390-3M-15	9293-0408	130	15.35	.031	735-3M-15	9293-2479	245	28.94	.058
396-3M-15	9293-2440	132	15.59	.031	738-3M-15	9293-2480	246	29.06	.058
399-3M-15	9293-0409	133	15.71	.032	753-3M-15	9293-0422	251	29.65	.060
405-3M-15	9293-2441	135	15.94	.032	795-3M-15	9293-0423	265	31.30	.063
411-3M-15	9293-2442	137	16.18	.033	822-3M-15	9293-2481	274	32.36	.065
417-3M-15	9293-2443	139	16.42	.033	837-3M-15	9293-2482	279	32.95	.066
420-3M-15	9293-0410	140	16.54	.033	843-3M-15	9293-0424	281	33.19	.067
426-3M-15	9293-2444	142	16.77	.034	873-3M-15	9293-2483	291	34.37	.069
432-3M-15	9293-2445	144	17.01	.034	882-3M-15	9293-0425	294	34.72	.070
435-3M-15	9293-2446	145	17.13	.034	891-3M-15	9293-2484	297	35.08	.071
438-3M-15	9293-2447	146	17.24	.035	900-3M-15	9293-2485	300	35.43	.071
444-3M-15	9293-2448	148	17.48	.035	915-3M-15	9293-2486	305	36.02	.072
447-3M-15	9293-0411	149	17.60	.035	945-3M-15	9293-0426	315	37.20	.075
459-3M-15	9293-2449	153	18.07	.036	951-3M-15	9293-2487	317	37.44	.075
468-3M-15	9293-2450	156	18.43	.037	981-3M-15	9293-2488	327	38.62	.078
471-3M-15	9293-2451	157	18.54	.037	1002-3M-15	9293-0427	334	39.45	.079
474-3M-15	9293-0412	158	18.66	.038	1026-3M-15	9293-2489	342	40.39	.081
480-3M-15	9293-2452	160	18.90	.038	1035-3M-15	9293-2490	345	40.75	.082
486-3M-15	9293-0413	162	19.13	.038	1062-3M-15	9293-0428	354	41.81	.084
489-3M-15	9293-2453	164	19.25	.039	1125-3M-15	9293-0429	375	44.29	.089
492-3M-15	9293-2454	164	19.37	.039	1155-3M-15	9293-2491	385	40.47	.091
501-3M-15	9293-0414	167	19.72	.040	1191-3M-15	9293-0430	397	46.89	.094
510-3M-15	9293-2455	170	20.08	.040	1263-3M-15	9293-0431	421	49.72	.100
513-3M-15	9293-0415	171	20.20	.041	1500-3M-15	9293-2492	500	59.06	.119
519-3M-15	9293-2456	173	20.43	.041	1512-3M-15	9293-2493	504	59.53	.120
525-3M-15	9293-2457	175	20.67	.042	1587-3M-15	9293-2494	529	62.48	.126
528-3M-15	9293-2458	176	20.79	.042	1956-3M-15	9293-2495	652	77.01	.155
531-3M-15	9293-0416	177	20.91	.042	2004-3M-15	9293-2496	668	78.90	.159
537-3M-15	9293-2459	179	21.14	.043					

POWERGRIP HTD BELTS



# PowerGrip® HTD® Belts

Product No. Series 9293 (continued)

5mm Pitch — 9mm Wide

Part No.	Product No.	Number of Teeth	Pitch Length (in)	Weight (Lbs.)	Part No.	Product No.	Number of Teeth	Pitch Length (in)	Weight (Lbs.)
180-5M-09	9293-90090	36	7.09	.014	765-5M-09	9293-2623	153	30.12	.059
200-5M-09	9293-2600	40	7.87	.015	770-5M-09	9293-40880	154	30.31	.059
225-5M-09	9293-40426	45	8.86	.017	775-5M-09	9293-52022	155	30.51	.060
240-5M-09	9293-2601	48	9.45	.019	790-5M-09	9293-2624	158	31.10	.061
255-5M-09	9293-2699	51	10.03	.020	800-5M-09	9293-0514	160	31.50	.062
260-5M-09	9293-2602	52	10.24	.020	825-5M-09	9293-40465	165	32.48	.064
265-5M-09	9293-90097	53	10.43	.020	830-5M-09	9293-2625	166	32.68	.064
270-5M-09	9293-2603	54	10.63	.021	835-5M-09	9293-2626	167	32.87	.064
280-5M-09	9293-40445	56	11.02	.022	850-5M-09	9293-0515	170	33.46	.066
285-5M-09	9293-2604	57	11.22	.022	860-5M-09	9293-40671	172	33.85	.066
295-5M-09	9293-0491	59	11.61	.023	870-5M-09	9293-2627	174	34.25	.067
300-5M-09	9293-2605	60	11.81	.023	890-5M-09	9293-0516	178	35.04	.069
305-5M-09	9293-31031	61	12.01	.024	925-5M-09	9293-2628	185	36.42	.071
310-5M-09	9293-2606	62	12.20	.024	935-5M-09	9293-90144	187	36.81	.072
320-5M-09	9293-2607	64	12.60	.025	940-5M-09	9293-40883	188	37.01	.073
325-5M-09	9293-90105	65	12.80	.025	950-5M-09	9293-0517	190	37.40	.073
330-5M-09	9293-0496	66	12.99	.025	975-5M-09	9293-2629	195	38.39	.075
340-5M-09	9293-40489	68	13.39	.026	980-5M-09	9293-40692	196	38.58	.076
345-5M-09	9293-40495	69	13.58	.027	985-5M-09	9293-2630	197	38.78	.076
350-5M-09	9293-0500	70	13.78	.027	1000-5M-09	9293-0518	200	39.37	.077
360-5M-09	9293-31036	72	14.17	.028	1025-5M-09	9293-40889	205	40.35	.079
365-5M-09	9293-0497	73	14.37	.028	1035-5M-09	9293-90147	207	40.75	.080
370-5M-09	9293-40516	74	14.57	.029	1050-5M-09	9293-0519	210	41.34	.081
375-5M-09	9293-0501	75	14.76	.029	1100-5M-09	9293-90150	220	43.31	.085
385-5M-09	9293-40526	77	15.16	.030	1115-5M-09	9293-2631	223	43.90	.086
400-5M-09	9293-0502	80	15.75	.031	1125-5M-09	9293-0520	225	44.29	.087
415-5M-09	9293-2608	83	16.34	.032	1135-5M-09	9293-40891	227	44.68	.088
420-5M-09	9293-55016	84	16.54	.032	1175-5M-09	9293-40894	235	46.26	.091
425-5M-09	9293-0503	85	16.73	.033	1195-5M-09	9293-0521	239	47.05	.092
450-5M-09	9293-0504	90	17.72	.035	1200-5M-09	9293-90153	240	47.24	.093
460-5M-09	9293-2609	92	18.11	.036	1225-5M-09	9293-52128	245	48.23	.095
475-5M-09	9293-0505	95	18.70	.037	1250-5M-09	9293-2632	250	49.21	.097
480-5M-09	9293-2610	96	18.90	.037	1270-5M-09	9293-0522	254	50.00	.098
495-5M-09	9293-2611	99	19.49	.038	1295-5M-09	9293-2633	259	50.98	.100
500-5M-09	9293-0506	100	19.69	.039	1350-5M-09	9293-41193	270	53.15	.104
520-5M-09	9293-2612	104	20.47	.040	1375-5M-09	9293-2634	275	54.13	.106
535-5M-09	9293-0507	107	21.06	.041	1420-5M-09	9293-0523	284	55.91	.110
550-5M-09	9293-40589	110	13.39	.042	1575-5M-09	9293-2635	315	62.01	.122
555-5M-09	9293-2613	111	21.85	.043	1595-5M-09	9293-0524	319	62.80	.123
560-5M-09	9293-31056	112	22.05	.043	1635-5M-09	9293-2636	327	64.37	.126
565-5M-09	9293-0508	113	22.24	.044	1690-5M-09	9293-0525	338	66.54	.131
580-5M-09	9293-2614	116	22.83	.045	1720-5M-09	9293-2637	344	67.72	.133
585-5M-09	9293-2615	117	23.03	.045	1790-5M-09	9293-0526	358	70.47	.138
600-5M-09	9293-0509	120	23.62	.046	1800-5M-09	9293-2638	360	70.87	.139
610-5M-09	9293-90126	122	24.02	.047	1870-5M-09	9293-31187	374	73.62	.144
615-5M-09	9293-2616	123	24.21	.047	1895-5M-09	9293-0527	379	74.61	.146
635-5M-09	9293-0510	127	25.00	.049	1945-5M-09	9293-2639	389	76.57	.150
640-5M-09	9293-90129	128	25.20	.049	1980-5M-09	9293-2640	396	77.95	.153
645-5M-09	9293-40633	129	25.39	.050	2000-5M-09	9293-0528	400	78.74	.154
655-5M-09	9293-2617	131	25.79	.051	2100-5M-09	9293-52140	420	82.68	.162
665-5M-09	9293-2618	133	26.18	.051	2110-5M-09	9293-2641	422	83.07	.163
670-5M-09	9293-0511	134	26.38	.052	2250-5M-09	9293-0529	450	88.58	.174
680-5M-09	9293-2619	136	26.77	.053	2350-5M-09	9293-52148	470	92.52	.181
685-5M-09	9293-2620	137	26.97	.053	2525-5M-09	9293-0530	505	99.40	.195
695-5M-09	9293-2621	139	27.36	.054	2760-5M-09	9293-2642	552	108.66	.213
710-5M-09	9293-0512	142	27.95	.055	3120-5M-09	9293-2643	624	122.83	.241
720-5M-09	9293-53059	144	28.35	.056	3170-5M-09	9293-2644	634	124.80	.245
740-5M-09	9293-0513	148	29.13	.057	3430-5M-09	9293-2645	686	135.04	.265
745-5M-09	9293-2622	149	29.33	.058	3800-5M-09	9293-2646	760	149.61	.293
755-5M-09	9293-90138	151	29.72	.058					



# PowerGrip® HTD® Belts

## Product No. Series 9293 (continued)

### 5mm Pitch — 15mm Wide

Part No.	Product No.	Number of Teeth	Pitch Length (in)	Weight (Lbs.)	Part No.	Product No.	Number of Teeth	Pitch Length (in)	Weight (Lbs.)
180-5M-15	9293-90091	36	7.09	.023	765-5M-15	9293-2723	153	30.12	.098
200-5M-15	9293-2700	40	7.87	.026	770-5M-15	9293-40881	154	30.31	.099
225-5M-15	9293-40431	45	8.86	.029	775-5M-15	9293-90486	155	30.51	.100
240-5M-15	9293-2701	48	9.45	.031	790-5M-15	9293-2724	158	31.10	.102
255-5M-15	9293-40436	51	10.04	.033	800-5M-15	9293-0545	160	31.50	.103
260-5M-15	9293-2702	52	10.24	.033	825-5M-15	9293-40666	165	32.48	.106
265-5M-15	9293-90098	53	10.43	.034	830-5M-15	9293-2725	166	32.68	.107
270-5M-15	9293-2703	54	10.63	.035	835-5M-15	9293-2726	167	32.87	.107
280-5M-15	9293-40447	56	11.02	.036	850-5M-15	9293-0546	170	33.46	.109
285-5M-15	9293-2704	57	11.22	.037	860-5M-15	9293-40672	172	33.86	.111
295-5M-15	9293-0492	59	11.61	.038	870-5M-15	9293-2727	174	34.25	.112
300-5M-15	9293-2705	60	11.81	.039	890-5M-15	9293-0547	178	35.04	.115
305-5M-15	9293-32031	61	12.01	.039	925-5M-15	9293-2728	185	36.42	.119
310-5M-15	9293-2706	62	12.20	.040	935-5M-15	9293-90145	187	36.81	.120
320-5M-15	9293-2707	64	12.60	.041	940-5M-15	9293-40884	188	37.01	.121
325-5M-15	9293-90047	65	12.80	.042	950-5M-15	9293-0548	190	37.40	.122
330-5M-15	9293-0495	66	12.99	.042	975-5M-15	9293-2729	195	38.39	.125
340-5M-15	9293-40491	68	13.39	.044	980-5M-15	9293-40693	196	38.58	.126
345-5M-15	9293-40496	69	13.58	.044	985-5M-15	9293-2730	197	38.78	.127
350-5M-15	9293-0531	70	13.78	.045	1000-5M-15	9293-0549	200	39.37	.129
360-5M-15	9293-32036	72	14.17	.046	1025-5M-15	9293-40890	205	40.35	.132
365-5M-15	9293-0498	73	14.37	.047	1035-5M-15	9293-90148	207	40.75	.133
370-5M-15	9293-40518	74	14.57	.048	1050-5M-15	9293-0550	210	41.34	.135
375-5M-15	9293-0532	75	14.76	.048	1100-5M-15	9293-0781	220	43.31	.142
385-5M-15	9293-40527	77	15.16	.050	1115-5M-15	9293-2731	223	43.90	.144
400-5M-15	9293-0533	80	15.75	.051	1125-5M-15	9293-0551	225	44.29	.145
415-5M-15	9293-2708	83	16.34	.053	1135-5M-15	9293-40892	227	44.68	.146
420-5M-15	9293-90466	84	16.54	.054	1175-5M-15	9293-40895	235	46.26	.151
425-5M-15	9293-0534	85	16.73	.055	1195-5M-15	9293-0552	239	47.05	.154
450-5M-15	9293-0535	90	17.72	.058	1200-5M-15	9293-90154	240	47.24	.154
460-5M-15	9293-2709	92	18.11	.059	1225-5M-15	9293-52130	245	48.23	.158
475-5M-15	9293-0536	95	18.70	.061	1250-5M-15	9293-2732	250	49.21	.161
480-5M-15	9293-2710	96	18.90	.062	1270-5M-15	9293-0553	254	50.00	.163
495-5M-15	9293-2711	99	19.49	.064	1295-5M-15	9293-2733	259	50.98	.167
500-5M-15	9293-0537	100	19.69	.064	1350-5M-15	9293-40725	270	53.15	.174
520-5M-15	9293-2712	104	20.47	.067	1375-5M-15	9293-2734	275	54.13	.177
535-5M-15	9293-0538	107	21.06	.069	1420-5M-15	9293-0554	284	55.91	.183
550-5M-15	9293-40591	110	21.65	.071	1575-5M-15	9293-2735	315	62.01	.203
555-5M-15	9293-2713	111	21.85	.071	1595-5M-15	9293-0555	319	62.80	.205
560-5M-15	9293-32056	112	22.05	.072	1635-5M-15	9293-2736	327	64.37	.210
565-5M-15	9293-0539	113	22.24	.073	1690-5M-15	9293-0556	338	66.54	.218
580-5M-15	9293-2714	116	22.83	.075	1720-5M-15	9293-2737	344	67.72	.221
585-5M-15	9293-2715	117	23.03	.075	1790-5M-15	9293-0557	358	70.47	.230
600-5M-15	9293-0540	120	23.62	.077	1800-5M-15	9293-2738	360	70.87	.232
610-5M-15	9293-90127	122	24.02	.079	1870-5M-15	9293-32187	374	73.62	.241
615-5M-15	9293-2716	123	24.21	.079	1895-5M-15	9293-0558	379	74.61	.244
635-5M-15	9293-0541	127	25.00	.082	1945-5M-15	9293-2739	389	76.57	.250
640-5M-15	9293-90130	128	25.20	.082	1980-5M-15	9293-2740	396	77.95	.255
645-5M-15	9293-40635	129	25.39	.083	2000-5M-15	9293-0559	400	78.74	.257
655-5M-15	9293-2717	131	25.79	.084	2100-5M-15	9293-52141	420	82.68	.270
665-5M-15	9293-2718	133	26.18	.086	2110-5M-15	9293-2741	422	83.07	.272
670-5M-15	9293-0542	134	26.38	.086	2250-5M-15	9293-0560	450	88.58	.290
680-5M-15	9293-2719	136	26.77	.088	2350-5M-15	9293-52150	470	92.52	.302
685-5M-15	9293-2720	137	26.97	.088	2525-5M-15	9293-0561	505	99.40	.325
695-5M-15	9293-2721	139	27.36	.089	2760-5M-15	9293-2742	552	108.66	.355
710-5M-15	9293-0543	142	27.95	.091	3120-5M-15	9293-2743	624	122.83	.402
720-5M-15	9293-53060	144	28.35	.093	3170-5M-15	9293-2744	634	124.80	.408
740-5M-15	9293-0544	148	29.13	.095	3430-5M-15	9293-2745	686	135.04	.441
745-5M-15	9293-2722	149	29.33	.096	3800-5M-15	9293-2746	760	149.61	.489
755-5M-15	9293-90139	151	29.72	.097					

POWERGRIP HTD BELTS



# PowerGrip® HTD® Belts

Product No. Series 9293 (continued)

5mm Pitch — 25mm Wide

Part No.	Product No.	Number of Teeth	Pitch Length (in)	Weight (Lbs.)	Part No.	Product No.	Number of Teeth	Pitch Length (in)	Weight (Lbs.)
180-5M-25	9293-90092	36	7.09	.039	765-5M-25	9293-2823	153	30.12	.164
200-5M-25	9293-2800	40	7.87	.043	770-5M-25	9293-40882	154	30.31	.165
225-5M-25	9293-40432	45	8.86	.048	775-5M-25	9293-52023	155	30.51	.166
240-5M-25	9293-2801	48	9.45	.051	790-5M-25	9293-2824	158	31.10	.169
255-5M-25	9293-40438	51	10.04	.055	800-5M-25	9293-0576	160	31.50	.172
260-5M-25	9293-2802	52	10.24	.056	825-5M-25	9293-40667	165	32.48	.177
265-5M-25	9293-90099	53	10.43	.057	830-5M-25	9293-2825	166	32.68	.178
270-5M-25	9293-2803	54	10.63	.058	835-5M-25	9293-2826	167	32.87	.179
280-5M-25	9293-40449	56	11.02	.060	850-5M-25	9293-0577	170	33.46	.182
285-5M-25	9293-2804	57	11.22	.061	860-5M-25	9293-40673	172	33.86	.184
295-5M-25	9293-0493	59	11.61	.063	870-5M-25	9293-2827	174	34.25	.187
300-5M-25	9293-2805	60	11.81	.064	890-5M-25	9293-0578	178	35.04	.191
305-5M-25	9293-33031	61	12.01	.065	925-5M-25	9293-2828	185	36.42	.198
310-5M-25	9293-2806	62	12.20	.066	935-5M-25	9293-90146	187	36.81	.201
320-5M-25	9293-2807	64	12.60	.069	940-5M-25	9293-40885	188	37.01	.202
325-5M-25	9293-90106	65	12.80	.070	950-5M-25	9293-0579	190	37.40	.204
330-5M-25	9293-0494	66	12.99	.071	975-5M-25	9293-2829	195	38.39	.209
340-5M-25	9293-40492	68	13.39	.073	980-5M-25	9293-40694	196	38.58	.210
345-5M-25	9293-40497	69	13.58	.074	985-5M-25	9293-2830	197	38.78	.211
350-5M-25	9293-0562	70	13.78	.075	1000-5M-25	9293-0580	200	39.37	.215
360-5M-25	9293-33036	72	14.17	.077	1025-5M-25	9293-40700	205	40.35	.220
365-5M-25	9293-0499	73	14.37	.078	1035-5M-25	9293-90149	207	40.75	.222
370-5M-25	9293-40520	74	14.57	.079	1050-5M-25	9293-0581	210	41.34	.225
375-5M-25	9293-0563	75	14.76	.080	1100-5M-25	9293-90152	220	43.31	.236
385-5M-25	9293-40528	77	15.16	.083	1115-5M-25	9293-2831	223	43.90	.239
400-5M-25	9293-0564	80	15.75	.086	1125-5M-25	9293-0582	225	44.29	.241
415-5M-25	9293-2808	83	16.34	.089	1135-5M-25	9293-40893	227	44.68	.243
425-5M-25	9293-0565	85	16.73	.091	1175-5M-25	9293-40896	235	46.26	.252
450-5M-25	9293-0566	90	17.72	.097	1195-5M-25	9293-0583	239	47.05	.256
460-5M-25	9293-2809	92	18.11	.099	1200-5M-25	9293-90155	240	47.24	.257
475-5M-25	9293-0567	95	18.70	.102	1225-5M-25	9293-52129	245	48.23	.263
480-5M-25	9293-2810	96	18.90	.103	1250-5M-25	9293-2832	250	49.21	.268
495-5M-25	9293-2811	99	19.49	.106	1270-5M-25	9293-0584	254	50.00	.272
500-5M-25	9293-0568	100	19.69	.107	1295-5M-25	9293-2833	259	50.98	.278
520-5M-25	9293-2812	104	20.47	.112	1350-5M-25	9293-40934	270	53.15	.290
535-5M-25	9293-0569	107	21.06	.115	1375-5M-25	9293-2834	275	54.13	.295
550-5M-25	9293-40592	110	21.65	.118	1420-5M-25	9293-0585	284	55.91	.305
555-5M-25	9293-2813	111	21.85	.119	1575-5M-25	9293-2835	315	62.01	.338
560-5M-25	9293-33056	112	22.05	.120	1595-5M-25	9293-0586	319	62.84	.342
565-5M-25	9293-0570	113	22.24	.121	1635-5M-25	9293-2836	327	64.37	.351
580-5M-25	9293-2814	116	22.83	.124	1690-5M-25	9293-0587	338	66.54	.363
585-5M-25	9293-2815	117	23.03	.125	1720-5M-25	9293-2837	344	67.72	.369
600-5M-25	9293-0571	120	23.62	.129	1790-5M-25	9293-0588	358	70.47	.384
610-5M-25	9293-90128	122	24.02	.131	1800-5M-25	9293-2838	360	70.87	.386
615-5M-25	9293-2816	123	24.21	.132	1870-5M-25	9293-33187	374	73.62	.401
635-5M-25	9293-0572	127	25.00	.136	1895-5M-25	9293-0589	379	74.61	.406
640-5M-25	9293-90131	128	25.20	.137	1945-5M-25	9293-2839	389	76.57	.417
645-5M-25	9293-40639	129	25.39	.138	1980-5M-25	9293-2840	396	77.95	.425
655-5M-25	9293-2817	131	25.79	.140	2000-5M-25	9293-0590	400	78.74	.429
665-5M-25	9293-2818	133	26.18	.143	2100-5M-25	9293-52142	420	82.68	.450
670-5M-25	9293-0573	134	26.38	.144	2110-5M-25	9293-2841	422	83.07	.453
680-5M-25	9293-2819	136	26.77	.146	2250-5M-25	9293-0591	450	88.58	.483
685-5M-25	9293-2820	137	26.97	.147	2350-5M-25	9293-33235	470	92.52	.504
695-5M-25	9293-2821	139	27.36	.149	2525-5M-25	9293-0592	505	99.40	.542
710-5M-25	9293-0574	142	27.95	.152	2760-5M-25	9293-2842	552	108.66	.592
720-5M-25	9293-52008	144	28.35	.154	3120-5M-25	9293-2843	624	122.83	.669
740-5M-25	9293-0575	148	29.13	.159	3170-5M-25	9293-2844	634	124.80	.680
745-5M-25	9293-2822	149	29.33	.160	3430-5M-25	9293-2845	686	135.04	.736
755-5M-25	9293-90140	151	29.72	.162	3800-5M-25	9293-2846	760	149.61	.815



# PowerGrip® HTD® Belts

## Product No. Series 9293 (continued)

### 8mm Pitch — 20mm Wide

Part No.	Product No.	Number of Teeth	Pitch Length (in)	Weight (Lbs.)	Part No.	Product No.	Number of Teeth	Pitch Length (in)	Weight (Lbs.)
320-8M-20	9293-40000	40	12.60	.087	1176-8M-20	9293-0212	147	61.10	.321
376-8M-20	9293-40003	47	14.80	.103	1216-8M-20	9293-53071	152	47.87	.332
424-8M-20	9293-50007	53	16.69	.116	1256-8M-20	9293-50568	157	49.45	.343
512-8M-20	9293-50046	64	20.16	.140	1264-8M-20	9293-53076	158	49.76	.345
520-8M-20	9293-40907	65	20.47	.142	1304-8M-20	9293-50626	163	51.34	.356
608-8M-20	9293-40028	76	23.94	.166	1360-8M-20	9293-50632	170	53.54	.371
624-8M-20	9293-90915	78	24.57	.170	1424-8M-20	9293-50656	178	56.06	.388
656-8M-20	9293-50158	82	25.83	.179	1432-8M-20	9293-53078	179	56.38	.391
760-8M-20	9293-40919	95	29.92	.207	1520-8M-20	9293-40773	190	59.84	.261
776-8M-20	9293-50216	97	30.55	.212	1552-8M-20	9293-0221	194	61.10	.423
856-8M-20	9293-42426	107	33.70	.234	1696-8M-20	9293-0226	212	66.77	.463
912-8M-20	9293-53068	114	35.91	.249	1728-8M-20	9293-52351	216	68.03	.471
968-8M-20	9293-55035	121	38.11	.264	1896-8M-20	9293-40929	237	74.65	.517
976-8M-20	9293-40922	122	38.43	.266	1904-8M-20	9293-40931	238	74.96	.519
1000-8M-20	9293-90083	125	39.37	.273	2080-8M-20	9293-53081	260	81.89	.567
1080-8M-20	9293-40072	135	42.52	.295	2240-8M-20	9293-50888	280	88.19	.611
1128-8M-20	9293-53069	141	44.41	.308	2272-8M-20	9293-90449	284	89.45	.620

### 8mm Pitch — 30mm Wide

Part No.	Product No.	Number of Teeth	Pitch Length (in)	Weight (Lbs.)	Part No.	Product No.	Number of Teeth	Pitch Length (in)	Weight (Lbs.)
320-8M-30	9293-40902	40	12.60	.131	1216-8M-30	9293-53072	152	47.87	.498
376-8M-30	9293-40004	47	14.80	.154	1256-8M-30	9293-50564	157	49.45	.514
424-8M-30	9293-90045	53	16.69	.174	1264-8M-30	9293-53077	158	49.76	.517
520-8M-30	9293-40908	65	20.47	.213	1304-8M-30	9293-50627	163	51.34	.534
608-8M-30	9293-40030	76	23.94	.249	1360-8M-30	9293-50633	170	53.54	.557
624-8M-30	9293-40916	78	24.57	.255	1424-8M-30	9293-50654	178	56.06	.583
656-8M-30	9293-50161	82	25.83	.268	1432-8M-30	9293-53079	179	56.38	.586
760-8M-30	9293-40033	95	29.92	.311	1520-8M-30	9293-40086	190	59.84	.622
776-8M-30	9293-50215	97	30.55	.318	1552-8M-30	9293-0219	194	61.10	.635
856-8M-30	9293-42650	107	33.70	.350	1696-8M-30	9293-0223	212	66.77	.694
912-8M-30	9293-50325	114	35.91	.373	1728-8M-30	9293-55028	216	68.03	.707
968-8M-30	9293-53933	121	38.11	.396	1896-8M-30	9293-40930	237	74.65	.776
976-8M-30	9293-40041	122	38.43	.399	1904-8M-30	9293-40118	238	74.96	.779
1000-8M-30	9293-90082	125	39.37	.409	2080-8M-30	9293-50881	260	81.89	.851
1080-8M-30	9293-40075	135	42.52	.442	2240-8M-30	9293-50882	280	88.19	.917
1128-8M-30	9293-55021	141	44.41	.462	2272-8M-30	9293-50892	284	89.45	.930
1176-8M-30	9293-0216	147	46.30	.481					

### 8mm Pitch — 50mm Wide

Part No.	Product No.	Number of Teeth	Pitch Length (in)	Weight (Lbs.)	Part No.	Product No.	Number of Teeth	Pitch Length (in)	Weight (Lbs.)
320-8M-50	9293-40903	40	12.60	.218	1176-8M-50	9293-0217	147	46.30	.802
376-8M-50	9293-40905	47	14.80	.256	1216-8M-50	9293-53073	152	47.87	.829
424-8M-50	9293-50002	53	16.69	.289	1256-8M-50	9293-50563	157	49.45	.857
520-8M-50	9293-40909	65	20.47	.355	1264-8M-50	9293-50572	158	49.76	.862
608-8M-50	9293-40913	76	23.94	.415	1304-8M-50	9293-52343	163	51.34	.889
656-8M-50	9293-50164	82	25.83	.447	1360-8M-50	9293-50630	170	53.54	.928
760-8M-50	9293-40920	95	29.92	.518	1424-8M-50	9293-50659	178	56.06	.971
776-8M-50	9293-50217	97	30.55	.529	1432-8M-50	9293-53080	179	56.38	.977
856-8M-50	9293-42685	107	33.70	.584	1520-8M-50	9293-40092	190	59.84	1.037
912-8M-50	9293-50324	114	35.91	.622	1552-8M-50	9293-0220	194	61.10	1.058
968-8M-50	9293-55036	121	38.11	.660	1696-8M-50	9293-0225	212	66.77	1.157
976-8M-50	9293-40044	122	38.43	.666	1728-8M-50	9293-55029	216	68.03	1.178
1000-8M-50	9293-50382	125	39.37	.682	1896-8M-50	9293-40776	237	74.65	.813
1080-8M-50	9293-40078	135	42.52	.737	1904-8M-50	9293-40932	238	74.96	1.299
1128-8M-50	9293-50484	141	44.41	.769	2080-8M-50	9293-50878	260	81.89	1.419

POWERGRIP HTD BELTS



# PowerGrip® HTD® Belts

## Product No. Series 9293 (continued)

### 8mm Pitch — 50mm Wide (continued)

Part No.	Product No.	Number of Teeth	Pitch Length (in)	Weight (Lbs.)
2240-8M-50	9293-50883	280	88.19	1.528

Part No.	Product No.	Number of Teeth	Pitch Length (in)	Weight (Lbs.)
2272-8M-50	9293-50893	284	89.45	1.550

### 8mm Pitch — 85mm Wide

Part No.	Product No.	Number of Teeth	Pitch Length (in)	Weight (Lbs.)
320-8M-85	9293-40904	40	12.60	.371
376-8M-85	9293-40906	47	14.80	.436
424-8M-85	9293-53108	53	16.69	.492
520-8M-85	9293-40910	65	20.47	.603
608-8M-85	9293-40914	76	23.94	.705
624-8M-85	9293-90918	78	24.57	.723
656-8M-85	9293-53067	82	25.83	.761
760-8M-85	9293-40921	95	29.92	.881
776-8M-85	9293-50218	97	30.55	.900
856-8M-85	9293-42686	107	33.70	.992
912-8M-85	9293-54978	114	35.91	1.057
968-8M-85	9293-55037	121	38.11	1.122
976-8M-85	9293-40045	122	38.43	1.132
1000-8M-85	9293-50383	125	39.37	1.159
1080-8M-85	9293-40080	135	42.52	1.252
1128-8M-85	9293-53070	141	44.41	1.308
1176-8M-85	9293-0218	147	46.30	1.363

Part No.	Product No.	Number of Teeth	Pitch Length (in)	Weight (Lbs.)
1216-8M-85	9293-53074	152	47.87	1.410
1256-8M-85	9293-50561	157	49.45	1.456
1264-8M-85	9293-55022	158	49.76	1.465
1304-8M-85	9293-52920	163	51.34	1.512
1360-8M-85	9293-50628	170	53.54	1.577
1424-8M-85	9293-50651	178	56.06	1.651
1432-8M-85	9293-50664	179	56.38	1.660
1520-8M-85	9293-40093	190	59.84	1.762
1552-8M-85	9293-0222	194	61.10	1.799
1696-8M-85	9293-0224	212	66.77	1.966
1728-8M-85	9293-55030	216	68.03	2.003
1896-8M-85	9293-40117	237	74.65	2.198
1904-8M-85	9293-42278	238	74.96	2.207
2080-8M-85	9293-50880	260	81.89	2.412
2240-8M-85	9293-50884	280	88.19	2.597
2272-8M-85	9293-90436	284	89.45	2.634

### 14mm Pitch — 40mm Wide

Part No.	Product No.	Number of Teeth	Pitch Length (in)	Weight (Lbs.)
784-14M-40	9293-55012	56	30.87	.683
924-14M-40	9293-52358	66	36.38	.805

Part No.	Product No.	Number of Teeth	Pitch Length (in)	Weight (Lbs.)
1092-14M-40	9293-0231	78	42.99	.951
4004-14M-40	9293-54963	286	157.64	3.488

### 14mm Pitch — 55mm Wide

Part No.	Product No.	Number of Teeth	Pitch Length (in)	Weight (Lbs.)
784-14M-55	9293-53082	56	30.87	.939
924-14M-55	9293-53091	66	36.38	1.107

Part No.	Product No.	Number of Teeth	Pitch Length (in)	Weight (Lbs.)
1092-14M-55	9293-0229	78	42.99	1.308
4004-14M-55	9293-51377	286	157.64	4.796

### 14mm Pitch — 85mm Wide

Part No.	Product No.	Number of Teeth	Pitch Length (in)	Weight (Lbs.)
784-14M-85	9293-53083	56	30.87	1.451
924-14M-85	9293-52359	66	36.38	1.711

Part No.	Product No.	Number of Teeth	Pitch Length (in)	Weight (Lbs.)
1092-14M-85	9293-0227	78	42.99	2.022
4004-14M-85	9293-53096	286	157.64	7.413

### 14mm Pitch — 115mm Wide

Part No.	Product No.	Number of Teeth	Pitch Length (in)	Weight (Lbs.)
784-14M-115	9293-53084	56	30.87	1.964
924-14M-115	9293-53092	66	36.38	2.314

Part No.	Product No.	Number of Teeth	Pitch Length (in)	Weight (Lbs.)
1092-14M-115	9293-0230	78	42.99	2.735
4004-14M-115	9293-53097	286	157.64	10.029



# PowerGrip® HTD® Belts

## Product No. Series 9293 (continued)

### 14mm Pitch — 170mm Wide

Part No.	Product No.	Number of Teeth	Pitch Length (in)	Weight (Lbs.)
784-14M-170	9293-53085	56	30.87	2.903
924-14M-170	9293-53093	66	36.38	3.421

Part No.	Product No.	Number of Teeth	Pitch Length (in)	Weight (Lbs.)
1092-14M-170	9293-0228	78	42.99	4.043
4004-14M-170	9293-51375	286	157.64	14.825

### 20mm Pitch — 115mm Wide

Part No.	Product No.	Number of Teeth	Pitch Length (in)	Weight (Lbs.)
2000-20M-115	9293-0700	100	78.74	6.477
2500-20M-115	9293-0702	125	98.43	8.096
3400-20M-115	9293-0703	170	133.86	11.011
3800-20M-115	9293-0704	190	149.61	12.306
4200-20M-115	9293-0705	210	165.35	13.601
4600-20M-115	9293-0706	230	181.10	14.897
5000-20M-115	9293-0707	250	196.85	16.192
5200-20M-115	9293-0708	260	204.72	16.840

Part No.	Product No.	Number of Teeth	Pitch Length (in)	Weight (Lbs.)
5400-20M-115	9293-0709	270	212.60	17.487
5600-20M-115	9293-0710	280	220.47	18.135
5800-20M-115	9293-0711	290	228.35	18.783
6000-20M-115	9293-0775	300	236.22	19.430
6200-20M-115	9293-0712	310	244.09	20.078
6400-20M-115	9293-0713	320	251.97	20.726
6600-20M-115	9293-0714	330	259.84	21.373

### 20mm Pitch — 170mm Wide

Part No.	Product No.	Number of Teeth	Pitch Length (in)	Weight (Lbs.)
2000-20M-170	9293-0715	100	78.74	9.574
2500-20M-170	9293-0717	125	98.43	11.968
3400-20M-170	9293-0718	170	133.86	16.276
3800-20M-170	9293-0719	190	149.61	18.191
4200-20M-170	9293-0720	210	165.35	20.106
4600-20M-170	9293-0721	230	181.10	22.021
5000-20M-170	9293-0722	250	196.85	23.936
5200-20M-170	9293-0723	260	204.72	24.893

Part No.	Product No.	Number of Teeth	Pitch Length (in)	Weight (Lbs.)
5400-20M-170	9293-0724	270	212.60	25.851
5600-20M-170	9293-0725	280	220.47	26.808
5800-20M-170	9293-0726	290	228.35	27.766
6000-20M-170	9293-0776	300	236.22	28.723
6200-20M-170	9293-0727	310	244.09	29.681
6400-20M-170	9293-0728	320	251.97	30.638
6600-20M-170	9293-0729	330	259.84	31.596

### 20mm Pitch — 230mm Wide

Part No.	Product No.	Number of Teeth	Pitch Length (in)	Weight (Lbs.)
2000-20M-230	9293-0730	100	78.74	12.954
2500-20M-230	9293-0732	125	98.43	16.192
3400-20M-230	9293-0733	170	133.86	22.021
3800-20M-230	9293-0734	190	149.61	24.612
4200-20M-230	9293-0735	210	165.35	27.203
4600-20M-230	9293-0736	230	181.10	29.793
5000-20M-230	9293-0737	250	196.85	32.384
5200-20M-230	9293-0738	260	204.72	33.679

Part No.	Product No.	Number of Teeth	Pitch Length (in)	Weight (Lbs.)
5400-20M-230	9293-0739	270	212.60	34.975
5600-20M-230	9293-0740	280	220.47	36.270
5800-20M-230	9293-0741	290	228.35	37.565
6000-20M-230	9293-0777	300	236.22	38.861
6200-20M-230	9293-0742	310	244.09	40.156
6400-20M-230	9293-0743	320	251.97	41.452
6600-20M-230	9293-0744	330	259.84	42.747

### 20mm Pitch — 290mm Wide

Part No.	Product No.	Number of Teeth	Pitch Length (in)	Weight (Lbs.)
2000-20M-290	9293-0745	100	78.74	16.333
2500-20M-290	9293-0747	125	98.43	20.416
3400-20M-290	9293-0748	170	133.86	27.766
3800-20M-290	9293-0749	190	149.61	31.032
4200-20M-290	9293-0750	210	165.35	34.299
4600-20M-290	9293-0751	230	181.10	37.565
5000-20M-290	9293-0752	250	196.85	40.832
5200-20M-290	9293-0753	260	204.72	42.465

Part No.	Product No.	Number of Teeth	Pitch Length (in)	Weight (Lbs.)
5400-20M-290	9293-0754	270	212.60	44.099
5600-20M-290	9293-0755	280	220.47	45.732
5800-20M-290	9293-0756	290	228.35	47.365
6000-20M-290	9293-0778	300	236.22	48.998
6200-20M-290	9293-0757	310	244.09	50.632
6400-20M-290	9293-0758	320	251.97	52.265
6600-20M-290	9293-0759	330	259.84	53.898

POWERGRIP HTD BELTS

**PowerGrip® HTD® Belts****Product No. Series 9293 (continued)****20mm Pitch — 340mm Wide**

Part No.	Product No.	Number of Teeth	Pitch Length (in)	Weight (Lbs.)
2000-20M-340	9293-0760	100	78.74	19.149
2500-20M-340	9293-0762	125	98.43	23.936
3400-20M-340	9293-0763	170	133.86	32.553
3800-20M-340	9293-0764	190	149.61	36.383
4200-20M-340	9293-0765	210	165.35	40.212
4600-20M-340	9293-0766	230	181.10	44.042
5000-20M-340	9293-0767	250	196.85	47.872
5200-20M-340	9293-0768	260	204.72	49.787

Part No.	Product No.	Number of Teeth	Pitch Length (in)	Weight (Lbs.)
5400-20M-340	9293-0769	270	212.60	51.702
5600-20M-340	9293-0770	280	220.47	53.617
5800-20M-340	9293-0771	290	228.35	55.532
6000-20M-340	9293-0779	300	236.22	57.446
6200-20M-340	9293-0772	310	244.09	59.361
6400-20M-340	9293-0773	320	251.97	61.276
6600-20M-340	9293-0774	330	259.84	63.191



# PowerGrip® Timing Belts

Recommended Pulleys  
PowerGrip Timing Pulleys

**Notes**

Gates PowerGrip Timing belts are measured by: Length - The length of a PowerGrip Timing Belts is shown in the first part of the belt designation. The first number is the pitch length in tenths of an inch. A 300L075 has a 30.0" pitch length.  
Pitch - The pitch is the distance from center to center of the teeth (in inches). It is shown in the second part of the belt designation by a letter or letters. Part number 300L075 has a .375" pitch. The letters correspond to pitches as follows: MXL = Mini Extra Light = 0.080" pitch; XL = Extra Light = 0.200" pitch; L = Light = 0.375" pitch; H = Heavy = 0.500" pitch; XH = Extra Heavy = 0.875" pitch; XXH = Double Extra Heavy = 1.250" pitch.  
Width - The width is shown in the last part of the belt designation. Part number 300L075 is .75" wide.

POWERGRIP TIMING BELTS

## Product No. Series 9257

### 2/25" Pitch (.080"/MXL) — 1/8" Wide

Part No.	Product No.	Number of Teeth	Pitch Length (in)	Weight (Lbs.)	Part No.	Product No.	Number of Teeth	Pitch Length (in)	Weight (Lbs.)
32MXL012	9257-0129	40	3.20	.001	115MXL012	9257-0162	144	11.52	.003
34MXL012	9257-0130	42	3.36	.010	120MXL012	9257-0111	150	12.00	.003
34MXL025	9257-0330	42	3.36	.010	122MXL012	9257-0163	153	12.24	.003
36MXL012	9257-0119	45	3.60	.001	124MXL012	9257-0164	155	12.40	.003
38MXL012	9257-0131	47	3.76	.001	132MXL012	9257-0125	165	13.20	.003
40MXL012	9257-0120	50	4.00	.001	133MXL012	9257-0165	166	13.28	.003
43MXL012	9257-0132	54	4.32	.010	133MXL025	9257-0365	166	13.28	.010
44MXL012	9257-0121	55	4.40	.001	136MXL012	9257-0166	170	13.60	.003
45MXL012	9257-0133	56	4.48	.010	140MXL012	9257-0112	175	14.00	.003
47MXL012	9257-0134	59	4.72	.010	147MXL012	9257-0167	184	14.72	.010
48MXL012	9257-0122	60	4.80	.001	152MXL012	9257-0126	190	15.20	.004
51MXL012	9257-0135	64	5.12	.010	156MXL012	9257-0168	195	15.60	.004
52MXL012	9257-0136	65	5.20	.001	160MXL012	9257-0113	200	16.00	.004
53MXL012	9257-0137	67	5.36	.010	166MXL012	9257-0169	208	16.64	.010
54MXL012	9257-0138	68	5.44	.001	166MXL019	9257-0269	208	16.64	.010
56MXL012	9257-0104	70	5.60	.001	168MXL012	9257-0127	210	16.80	.004
57MXL012	9257-0139	71	5.68	.001	170MXL012	9257-0170	212	16.96	.004
58MXL012	9257-0140	72	5.76	.010	177MXL012	9257-0171	221	17.68	.004
59MXL012	9257-0141	74	5.92	.010	178MXL012	9257-0172	222	17.76	.010
59MXL019	9257-0241	74	5.92	.010	178MXL019	9257-0272	222	17.76	.010
61MXL012	9257-0142	76	6.08	.001	180MXL012	9257-0114	225	18.00	.004
62MXL012	9257-0143	77	6.16	.010	184MXL012	9257-0173	230	18.40	.005
63MXL012	9257-0144	79	6.32	.010	196MXL012	9257-0174	245	19.60	.005
64MXL012	9257-0105	80	6.40	.002	198MXL012	9257-0175	248	19.84	.005
66MXL012	9257-0145	83	6.64	.002	200MXL012	9257-0115	250	20.00	.005
68MXL012	9257-0123	85	6.80	.002	208MXL012	9257-0116	260	20.80	.005
69MXL012	9257-0146	87	6.96	.010	212MXL012	9257-0176	265	21.20	.005
70MXL012	9257-0147	88	7.04	.002	224MXL012	9257-0177	280	22.40	.006
72MXL012	9257-0106	90	7.20	.002	236MXL012	9257-0128	295	23.60	.006
74MXL012	9257-0148	92	7.36	.010	240MXL012	9257-0117	300	24.00	.006
75MXL012	9257-0149	94	7.52	.010	252MXL012	9257-0178	315	25.20	.006
76MXL012	9257-0124	95	7.60	.002	278MXL012	9257-0179	347	27.76	.007
80MXL012	9257-0107	100	8.00	.002	297MXL012	9257-0180	371	29.68	.010
81MXL012	9257-0150	102	8.16	.002	297MXL019	9257-0280	371	29.68	.020
82MXL012	9257-0151	103	8.24	.002	298MXL012	9257-0181	372	29.76	.020
84MXL012	9257-0152	105	8.40	.002	298MXL019	9257-0281	372	29.76	.020
85MXL012	9257-0153	107	8.56	.002	298MXL025	9257-0381	372	29.76	.020
86MXL012	9257-0154	108	8.64	.010	320MXL012	9257-0118	400	32.00	.020
87MXL012	9257-0155	109	8.72	.010	330MXL012	9257-0182	412	32.96	.020
88MXL012	9257-0108	110	8.80	.002	339MXL012	9257-0183	424	33.92	.020
90MXL012	9257-0156	112	8.96	.010	347MXL012	9257-0184	434	34.72	.020
91MXL012	9257-0157	114	9.12	.002	348MXL012	9257-0185	435	34.80	.020
96MXL012	9257-0100	120	9.60	.002	390MXL012	9257-0186	487	38.96	.020
98MXL012	9257-0158	123	9.84	.010	398MXL012	9257-0187	498	39.84	.020
100MXL012	9257-0159	125	10.00	.002	480MXL012	9257-0188	600	48.00	.020
101MXL012	9257-0160	126	10.08	.002	480MXL019	9257-0288	600	48.00	.020
104MXL012	9257-0109	130	10.40	.003	490MXL012	9257-0189	612	48.96	.020
106MXL012	9257-0161	132	10.56	.003	490MXL019	9257-0289	612	48.96	.020
112MXL012	9257-0110	140	11.20	.003	518MXL012	9257-0190	648	51.84	.020



# PowerGrip® Timing Belts

Product No. Series 9257 (continued)

2/25" Pitch (.080"/MXL) — 3/16" Wide

Part No.	Product No.	Number of Teeth	Pitch Length (in)	Weight (Lbs.)	Part No.	Product No.	Number of Teeth	Pitch Length (in)	Weight (Lbs.)
32MXL019	9257-0229	40	3.20	.001	98MXL019	9257-0258	123	9.84	.004
34MXL019	9257-0230	42	3.36	.010	100MXL019	9257-0259	125	10.00	.004
36MXL019	9257-0219	45	3.60	.001	101MXL019	9257-0260	126	10.08	.004
38MXL019	9257-0231	47	3.76	.001	104MXL019	9257-0209	130	10.40	.004
40MXL019	9257-0220	50	4.00	.001	106MXL019	9257-0261	132	10.56	.004
43MXL019	9257-0232	54	4.32	.010	112MXL019	9257-0210	140	11.20	.004
44MXL019	9257-0221	55	4.40	.002	115MXL019	9257-0262	144	11.52	.004
45MXL019	9257-0233	56	4.48	.010	120MXL019	9257-0211	150	12.00	.004
47MXL019	9257-0234	59	4.72	.010	122MXL019	9257-0263	153	12.24	.004
48MXL019	9257-0222	60	4.80	.002	124MXL019	9257-0264	155	12.40	.005
51MXL019	9257-0235	64	5.12	.010	132MXL019	9257-0225	165	13.20	.005
52MXL019	9257-0236	65	5.20	.002	133MXL019	9257-0265	166	13.28	.010
53MXL019	9257-0237	67	5.36	.010	136MXL019	9257-0266	170	13.60	.005
54MXL019	9257-0238	68	5.44	.002	140MXL019	9257-0212	175	14.00	.005
56MXL019	9257-0204	70	5.60	.002	147MXL019	9257-0267	184	14.72	.010
57MXL019	9257-0239	71	5.68	.002	152MXL019	9257-0226	190	15.20	.006
58MXL019	9257-0240	72	5.76	.010	156MXL019	9257-0268	195	15.60	.006
61MXL019	9257-0242	76	6.08	.002	160MXL019	9257-0213	200	16.00	.006
62MXL019	9257-0243	77	6.16	.010	168MXL019	9257-0227	210	16.80	.006
63MXL019	9257-0244	79	6.32	.010	170MXL019	9257-0270	212	16.96	.006
64MXL019	9257-0205	80	6.40	.002	177MXL019	9257-0271	221	17.68	.010
66MXL019	9257-0245	83	6.64	.002	180MXL019	9257-0214	225	18.00	.007
68MXL019	9257-0223	85	6.80	.002	184MXL019	9257-0273	230	18.40	.007
69MXL019	9257-0246	87	6.96	.010	198MXL019	9257-0275	248	19.84	.007
70MXL019	9257-0247	88	7.04	.003	200MXL019	9257-0215	250	20.00	.007
72MXL019	9257-0206	90	7.20	.003	208MXL019	9257-0216	260	20.80	.008
74MXL019	9257-0248	92	7.36	.010	212MXL019	9257-0276	265	21.20	.008
75MXL019	9257-0249	94	7.52	.010	224MXL019	9257-0277	280	22.40	.008
76MXL019	9257-0224	95	7.60	.003	236MXL019	9257-0228	295	23.60	.009
80MXL019	9257-0207	100	8.00	.003	240MXL019	9257-0217	300	24.00	.009
81MXL019	9257-0250	102	8.16	.003	252MXL019	9257-0278	315	25.20	.009
82MXL019	9257-0251	103	8.24	.003	278MXL019	9257-0279	347	27.76	.011
84MXL019	9257-0252	105	8.40	.003	320MXL019	9257-0218	400	32.00	.020
85MXL019	9257-0253	107	8.56	.003	330MXL019	9257-0282	412	32.96	.020
86MXL019	9257-0254	108	8.64	.010	339MXL019	9257-0283	424	33.92	.020
87MXL019	9257-0255	109	8.72	.010	347MXL019	9257-0284	434	34.72	.020
88MXL019	9257-0208	110	8.80	.003	348MXL019	9257-0285	435	34.80	.020
90MXL019	9257-0256	112	8.96	.003	390MXL019	9257-0286	487	38.96	.020
91MXL019	9257-0257	114	9.12	.003	398MXL019	9257-0287	498	39.84	.020
96MXL019	9257-0200	120	9.60	.004	518MXL019	9257-0290	648	51.84	.020

2/25" Pitch (.080"/MXL) — 1/4" Wide

Part No.	Product No.	Number of Teeth	Pitch Length (in)	Weight (Lbs.)	Part No.	Product No.	Number of Teeth	Pitch Length (in)	Weight (Lbs.)
32MXL025	9257-0329	40	3.20	.002	58MXL025	9257-0340	72	5.76	.010
36MXL025	9257-0319	45	3.60	.002	59MXL025	9257-0341	74	5.92	.010
38MXL025	9257-0331	47	3.76	.002	61MXL025	9257-0342	76	6.08	.003
40MXL025	9257-0320	50	4.00	.002	62MXL025	9257-0343	77	6.16	.010
43MXL025	9257-0332	54	4.32	.010	63MXL025	9257-0344	79	6.32	.010
44MXL025	9257-0321	55	4.40	.002	64MXL025	9257-0305	80	6.40	.003
45MXL025	9257-0333	56	4.48	.010	66MXL025	9257-0345	83	6.64	.003
47MXL025	9257-0334	59	4.72	.010	68MXL025	9257-0323	85	6.80	.003
48MXL025	9257-0322	60	4.80	.002	69MXL025	9257-0346	87	6.96	.010
51MXL025	9257-0335	64	5.12	.010	70MXL025	9257-0347	88	7.04	.003
52MXL025	9257-0336	65	5.20	.003	72MXL025	9257-0306	90	7.20	.004
53MXL025	9257-0337	67	5.36	.010	74MXL025	9257-0348	92	7.36	.004
54MXL025	9257-0338	68	5.44	.003	75MXL025	9257-0349	94	7.52	.010
56MXL025	9257-0304	70	5.60	.003	76MXL025	9257-0324	95	7.60	.004
57MXL025	9257-0339	71	5.68	.003	80MXL025	9257-0307	100	8.00	.004

POWERGRIP TIMING BELTS



# PowerGrip® Timing Belts

Product No. Series 9257 (continued)

2/25" Pitch (.080"/MXL) — 1/4" Wide (continued)

Part No.	Product No.	Number of Teeth	Pitch Length (in)	Weight (Lbs.)	Part No.	Product No.	Number of Teeth	Pitch Length (in)	Weight (Lbs.)
81MXL025	9257-0350	102	8.16	.004	168MXL025	9257-0327	210	16.80	.008
82MXL025	9257-0351	103	8.24	.004	170MXL025	9257-0370	212	16.96	.008
84MXL025	9257-0352	105	8.40	.004	177MXL025	9257-0371	221	17.68	.009
85MXL025	9257-0353	107	8.56	.004	178MXL025	9257-0372	222	17.76	.010
86MXL025	9257-0354	108	8.64	.010	180MXL025	9257-0314	225	18.00	.009
87MXL025	9257-0355	109	8.72	.010	184MXL025	9257-0373	230	18.40	.009
88MXL025	9257-0308	110	8.80	.004	196MXL025	9257-0374	245	19.60	.011
90MXL025	9257-0356	112	8.96	.010	198MXL025	9257-0375	248	19.84	.011
91MXL025	9257-0357	114	9.12	.004	200MXL025	9257-0315	250	20.00	.011
96MXL025	9257-0300	120	9.60	.005	208MXL025	9257-0316	260	20.80	.011
98MXL025	9257-0358	123	9.84	.010	212MXL025	9257-0376	265	21.20	.011
100MXL025	9257-0359	125	10.00	.005	224MXL025	9257-0377	280	22.40	.020
101MXL025	9257-0360	126	10.08	.005	236MXL025	9257-0328	295	23.60	.012
104MXL025	9257-0309	130	10.40	.005	240MXL025	9257-0317	300	24.00	.012
106MXL025	9257-0361	132	10.56	.005	252MXL025	9257-0378	315	25.20	.012
112MXL025	9257-0310	140	11.20	.005	278MXL025	9257-0379	347	27.76	.014
115MXL025	9257-0362	144	11.52	.006	297MXL025	9257-0380	371	29.68	.020
120MXL025	9257-0311	150	12.00	.006	320MXL025	9257-0318	400	32.00	.020
122MXL025	9257-0363	153	12.24	.006	330MXL025	9257-0382	412	32.96	.020
124MXL025	9257-0364	155	12.40	.006	339MXL025	9257-0383	424	33.92	.020
132MXL025	9257-0325	165	13.20	.006	347MXL025	9257-0384	434	34.72	.020
136MXL025	9257-0366	170	13.60	.007	348MXL025	9257-0385	435	34.80	.020
140MXL025	9257-0312	175	14.00	.007	390MXL025	9257-0386	487	38.96	.020
147MXL025	9257-0367	184	14.72	.007	398MXL025	9257-0387	498	39.84	.020
152MXL025	9257-0326	190	15.20	.007	480MXL025	9257-0388	600	48.00	.020
156MXL025	9257-0368	195	15.60	.008	490MXL025	9257-0389	612	48.96	.020
160MXL025	9257-0313	200	16.00	.008	518MXL025	9257-0390	648	51.84	.020
166MXL025	9257-0369	208	16.64	.010					

1/5" Pitch (.200"/XL) — 1/4" Wide

Part No.	Product No.	Number of Teeth	Pitch Length (in)	Weight (Lbs.)	Part No.	Product No.	Number of Teeth	Pitch Length (in)	Weight (Lbs.)
42XL025	9257-1141	21	4.20	.003	102XL025	9257-1161	51	10.20	.009
50XL025	9257-1121	25	5.00	.004	106XL025	9257-1162	53	10.60	.009
54XL025	9257-1142	27	5.40	.004	108XL025	9257-1163	54	10.80	.009
56XL025	9257-1143	28	5.60	.005	110XL025	9257-1105	55	11.00	.009
58XL025	9257-1144	29	5.80	.010	112XL025	9257-1164	56	11.20	.009
60XL025	9257-1100	30	6.00	.005	114XL025	9257-1165	57	11.40	.011
62XL025	9257-1145	31	6.20	.005	116XL025	9257-1166	58	11.60	.011
64XL025	9257-1146	32	6.40	.005	120XL025	9257-1106	60	12.00	.011
66XL025	9257-1147	33	6.60	.006	122XL025	9257-1167	61	12.20	.011
68XL025	9257-1148	34	6.80	.006	124XL025	9257-1168	62	12.40	.011
70XL025	9257-1101	35	7.00	.006	126XL025	9257-1169	63	12.60	.011
72XL025	9257-1149	36	7.20	.006	128XL025	9257-1170	64	12.80	.011
74XL025	9257-1150	37	7.40	.006	130XL025	9257-1107	65	13.00	.011
76XL025	9257-1151	38	7.60	.006	132XL025	9257-1171	66	13.20	.011
78XL025	9257-1152	39	7.80	.007	134XL025	9257-1172	67	13.40	.011
80XL025	9257-1102	40	8.00	.007	136XL025	9257-1173	68	13.60	.011
82XL025	9257-1153	41	8.20	.007	138XL025	9257-1174	69	13.80	.012
84XL025	9257-1154	42	8.40	.007	140XL025	9257-1108	70	14.00	.012
86XL025	9257-1155	43	8.60	.007	142XL025	9257-1175	71	14.20	.012
88XL025	9257-1156	44	8.80	.007	144XL025	9257-1176	72	14.40	.012
90XL025	9257-1103	45	9.00	.008	146XL025	9257-1177	73	14.60	.012
92XL025	9257-1157	46	9.20	.010	148XL025	9257-1178	74	14.80	.012
94XL025	9257-1158	47	9.40	.008	150XL025	9257-1109	75	15.00	.013
96XL025	9257-1159	48	9.60	.008	152XL025	9257-1179	76	15.20	.013
98XL025	9257-1160	49	9.80	.008	154XL025	9257-1180	77	15.40	.013
100XL025	9257-1104	50	10.00	.008	156XL025	9257-1181	78	15.60	.013



# PowerGrip® Timing Belts

## Product No. Series 9257 (continued)

### 1/5" Pitch (.200"/XL) — 1/4" Wide (continued)

Part No.	Product No.	Number of Teeth	Pitch Length (in)	Weight (Lbs.)	Part No.	Product No.	Number of Teeth	Pitch Length (in)	Weight (Lbs.)
158XL025	9257-1182	79	15.80	.013	280XL025	9257-1122	140	28.00	.025
160XL025	9257-1110	80	16.00	.020	286XL025	9257-8118	143	28.60	.030
162XL025	9257-1183	81	16.20	.014	290XL025	9257-1123	145	29.00	.025
164XL025	9257-1184	82	16.40	.014	296XL025	9257-8119	148	29.60	.025
166XL025	9257-1185	83	16.60	.014	300XL025	9257-1124	150	30.00	.025
168XL025	9257-1186	84	16.80	.014	306XL025	9257-8120	153	30.60	.030
170XL025	9257-1111	85	17.00	.020	310XL025	9257-1125	155	31.00	.025
172XL025	9257-1187	86	17.20	.020	316XL025	9257-8121	158	31.60	.030
174XL025	9257-1188	87	17.40	.020	320XL025	9257-8122	160	32.00	.020
176XL025	9257-1189	88	17.60	.020	322XL025	9257-8123	161	32.20	.030
178XL025	9257-1190	89	17.80	.020	330XL025	9257-1126	165	33.00	.025
180XL025	9257-1112	90	18.00	.020	338XL025	9257-8124	169	33.80	.030
182XL025	9257-1191	91	18.20	.020	340XL025	9257-1127	170	34.00	.025
184XL025	9257-1192	92	18.40	.020	344XL025	9257-8125	172	34.40	.030
186XL025	9257-1193	93	18.60	.020	348XL025	9257-8126	174	34.80	.040
188XL025	9257-1194	94	18.80	.020	350XL025	9257-1128	175	35.00	.025
190XL025	9257-1113	95	19.00	.020	362XL025	9257-8127	181	36.20	.030
192XL025	9257-1195	96	19.20	.020	370XL025	9257-1129	185	37.00	.030
194XL025	9257-1196	97	19.40	.020	380XL025	9257-1130	190	38.00	.030
200XL025	9257-1114	100	20.00	.020	384XL025	9257-8128	192	38.40	.040
202XL025	9257-1197	101	20.20	.020	390XL025	9257-1131	195	39.00	.030
204XL025	9257-1198	102	20.40	.020	400XL025	9257-1132	200	40.00	.030
206XL025	9257-1199	103	20.60	.020	412XL025	9257-8129	206	41.20	.035
210XL025	9257-1115	105	21.00	.020	420XL025	9257-1133	210	42.00	.032
212XL025	9257-8100	106	21.20	.020	424XL025	9257-8130	212	42.40	.050
214XL025	9257-8101	107	21.40	.020	432XL025	9257-8131	216	43.20	.050
218XL025	9257-8102	109	21.80	.020	438XL025	9257-8132	219	43.80	.040
220XL025	9257-1116	110	22.00	.020	444XL025	9257-8133	222	44.40	.050
222XL025	9257-8103	111	22.20	.020	450XL025	9257-1134	225	45.00	.033
226XL025	9257-8104	113	22.60	.019	454XL025	9257-8134	227	45.40	.050
228XL025	9257-8105	114	22.80	.015	460XL025	9257-1135	230	46.00	.035
230XL025	9257-1117	115	23.00	.020	468XL025	9257-8135	234	46.80	.050
232XL025	9257-8106	116	23.20	.019	480XL025	9257-1136	240	48.00	.037
234XL025	9257-8107	117	23.40	.020	492XL025	9257-8136	246	49.20	.040
236XL025	9257-8108	118	23.60	.020	498XL025	9257-8137	249	49.80	.050
240XL025	9257-1118	120	24.00	.020	500XL025	9257-1137	250	50.00	.038
244XL025	9257-8109	122	24.40	.020	506XL025	9257-8138	253	50.60	.040
246XL025	9257-8110	123	24.60	.020	524XL025	9257-8139	262	52.40	.040
250XL025	9257-1119	125	25.00	.020	570XL025	9257-1138	285	57.00	.044
254XL025	9257-8111	127	25.40	.021	580XL025	9257-8140	290	58.00	.050
258XL025	9257-8112	129	25.80	.020	592XL025	9257-8141	296	59.20	.050
260XL025	9257-1120	130	26.00	.020	612XL025	9257-8142	306	61.20	.050
262XL025	9257-8113	131	26.20	.020	630XL025	9257-1139	315	63.00	.050
264XL025	9257-8114	132	26.40	.022	672XL025	9257-8143	336	67.20	.040
266XL025	9257-8115	133	26.60	.020	690XL025	9257-8144	345	69.00	.040
268XL025	9257-8116	134	26.80	.020	770XL025	9257-1140	385	77.00	.060
274XL025	9257-8117	137	27.40	.020	850XL025	9257-8145	425	85.00	.060

### 1/5" Pitch (.200"/XL) — 3/8" Wide

Part No.	Product No.	Number of Teeth	Pitch Length (in)	Weight (Lbs.)	Part No.	Product No.	Number of Teeth	Pitch Length (in)	Weight (Lbs.)
42XL037	9257-1341	21	4.20	.005	64XL037	9257-1346	32	6.40	.008
50XL037	9257-1321	25	5.00	.006	66XL037	9257-1347	33	6.60	.008
54XL037	9257-1342	27	5.40	.007	68XL037	9257-1348	34	6.80	.009
56XL037	9257-1343	28	5.60	.010	70XL037	9257-1301	35	7.00	.009
58XL037	9257-1344	29	5.80	.010	72XL037	9257-1349	36	7.20	.009
60XL037	9257-1300	30	6.00	.007	74XL037	9257-1350	37	7.40	.009
62XL037	9257-1345	31	6.20	.008	76XL037	9257-1351	38	7.60	.011



# PowerGrip® Timing Belts

Product No. Series 9257 (continued)

1/5" Pitch (.200"/XL) — 3/8" Wide (continued)

POWERGRIP TIMING BELTS

Part No.	Product No.	Number of Teeth	Pitch Length (in)	Weight (Lbs.)	Part No.	Product No.	Number of Teeth	Pitch Length (in)	Weight (Lbs.)
78XL037	9257-1352	39	7.80	.011	206XL037	9257-1399	103	20.60	.025
80XL037	9257-1302	40	8.00	.011	210XL037	9257-1315	105	21.00	.025
82XL037	9257-1353	41	8.20	.011	212XL037	9257-8300	106	21.20	.020
84XL037	9257-1354	42	8.40	.011	214XL037	9257-8301	107	21.40	.025
86XL037	9257-1355	43	8.60	.011	218XL037	9257-8302	109	21.80	.030
88XL037	9257-1356	44	8.80	.011	220XL037	9257-1316	110	22.00	.025
90XL037	9257-1303	45	9.00	.011	222XL037	9257-8303	111	22.20	.020
92XL037	9257-1357	46	9.20	.020	226XL037	9257-8304	113	22.60	.030
94XL037	9257-1358	47	9.40	.020	228XL037	9257-8305	114	22.80	.028
96XL037	9257-1359	48	9.60	.012	230XL037	9257-1317	115	23.00	.025
98XL037	9257-1360	49	9.80	.020	232XL037	9257-8306	116	23.20	.030
100XL037	9257-1304	50	10.00	.020	234XL037	9257-8307	117	23.40	.030
102XL037	9257-1361	51	10.20	.013	236XL037	9257-8308	118	23.60	.030
106XL037	9257-1362	53	10.60	.020	240XL037	9257-1318	120	24.00	.027
108XL037	9257-1363	54	10.80	.015	244XL037	9257-8309	122	24.40	.030
110XL037	9257-1305	55	11.00	.015	246XL037	9257-8310	123	24.60	.030
112XL037	9257-1364	56	11.20	.015	250XL037	9257-1319	125	25.00	.030
114XL037	9257-1365	57	11.40	.015	254XL037	9257-8311	127	25.40	.030
116XL037	9257-1366	58	11.60	.015	258XL037	9257-8312	129	25.80	.030
120XL037	9257-1306	60	12.00	.015	260XL037	9257-1320	130	26.00	.030
122XL037	9257-1367	61	12.20	.015	262XL037	9257-8313	131	26.20	.200
124XL037	9257-1368	62	12.40	.015	264XL037	9257-8314	132	26.40	.200
126XL037	9257-1369	63	12.60	.015	266XL037	9257-8315	133	26.60	.200
128XL037	9257-1370	64	12.80	.015	268XL037	9257-8316	134	26.80	.033
130XL037	9257-1307	65	13.00	.015	274XL037	9257-8317	137	27.40	.030
132XL037	9257-1371	66	13.20	.015	280XL037	9257-1322	140	28.00	.030
134XL037	9257-1372	67	13.40	.015	286XL037	9257-8318	143	28.60	.030
136XL037	9257-1373	68	13.60	.015	290XL037	9257-1323	145	29.00	.030
138XL037	9257-1374	69	13.80	.015	296XL037	9257-8319	148	29.60	.030
140XL037	9257-1308	70	14.00	.015	300XL037	9257-1324	150	30.00	.035
142XL037	9257-1375	71	14.20	.015	306XL037	9257-8320	153	30.60	.030
144XL037	9257-1376	72	14.40	.020	310XL037	9257-1325	155	31.00	.035
146XL037	9257-1377	73	14.60	.020	316XL037	9257-8321	158	31.60	.030
148XL037	9257-1378	74	14.80	.020	320XL037	9257-8322	160	32.00	.040
150XL037	9257-1309	75	15.00	.020	322XL037	9257-8323	161	32.20	.040
152XL037	9257-1379	76	15.20	.020	330XL037	9257-1326	165	33.00	.036
154XL037	9257-1380	77	15.40	.020	338XL037	9257-8324	169	33.80	.040
156XL037	9257-1381	78	15.60	.020	340XL037	9257-1327	170	34.00	.037
158XL037	9257-1382	79	15.80	.020	344XL037	9257-8325	172	34.40	.050
160XL037	9257-1310	80	16.00	.020	348XL037	9257-8326	174	34.80	.040
162XL037	9257-1383	81	16.20	.020	350XL037	9257-1328	175	35.00	.039
164XL037	9257-1384	82	16.40	.020	362XL037	9257-8327	181	36.20	.040
166XL037	9257-1385	83	16.60	.020	370XL037	9257-1329	185	37.00	.041
168XL037	9257-1386	84	16.80	.020	380XL037	9257-1330	190	38.00	.043
170XL037	9257-1311	85	17.00	.020	384XL037	9257-8328	192	38.40	.050
172XL037	9257-1387	86	17.20	.020	390XL037	9257-1331	195	39.00	.043
174XL037	9257-1388	87	17.40	.020	400XL037	9257-1332	200	40.00	.045
176XL037	9257-1389	88	17.60	.020	412XL037	9257-8329	206	41.20	.050
178XL037	9257-1390	89	17.80	.020	420XL037	9257-1333	210	42.00	.047
180XL037	9257-1312	90	18.00	.020	424XL037	9257-8330	212	42.40	.050
182XL037	9257-1391	91	18.20	.020	432XL037	9257-8331	216	43.20	.050
184XL037	9257-1392	92	18.40	.020	438XL037	9257-8332	219	43.80	.050
186XL037	9257-1393	93	18.60	.020	444XL037	9257-8333	222	44.40	.050
188XL037	9257-1394	94	18.80	.020	450XL037	9257-1334	225	45.00	.049
190XL037	9257-1313	95	19.00	.020	454XL037	9257-8334	227	45.40	.060
192XL037	9257-1395	96	19.20	.020	460XL037	9257-1335	230	46.00	.050
194XL037	9257-1396	97	19.40	.020	468XL037	9257-8335	234	46.80	.060
200XL037	9257-1314	100	20.00	.020	480XL037	9257-1336	240	48.00	.055
202XL037	9257-1397	101	20.20	.025	492XL037	9257-8336	246	49.20	.060
204XL037	9257-1398	102	20.40	.025	498XL037	9257-8337	249	49.80	.060



# PowerGrip® Timing Belts

## Product No. Series 9257 (continued)

### 1/5" Pitch (.200"/XL) — 3/8" Wide (continued)

Part No.	Product No.	Number of Teeth	Pitch Length (in)	Weight (Lbs.)
500XL037	9257-1337	250	50.00	.057
506XL037	9257-8338	253	50.60	.080
524XL037	9257-8339	262	52.40	.060
570XL037	9257-1338	285	57.00	.066
580XL037	9257-8340	290	58.00	.070
592XL037	9257-8341	296	59.20	.060

Part No.	Product No.	Number of Teeth	Pitch Length (in)	Weight (Lbs.)
612XL037	9257-8342	306	61.20	.080
630XL037	9257-1339	315	63.00	.070
672XL037	9257-8343	336	67.20	.084
690XL037	9257-8344	345	69.00	.086
770XL037	9257-1340	385	77.00	.088
850XL037	9257-8345	425	85.00	.090

### 3/8" Pitch (.375"/L) — 1/2" Wide

Part No.	Product No.	Number of Teeth	Pitch Length (in)	Weight (Lbs.)
124L050	9257-2100	33	12.38	.020
135L050	9257-2120	36	13.50	.030
150L050	9257-2101	40	15.00	.030
154L050	9257-2127	41	15.38	.030
158L050	9257-2128	42	15.75	.040
165L050	9257-2121	44	16.50	.040
173L050	9257-2129	46	17.25	.040
176L050	9257-7133	47	17.63	.040
187L050	9257-2102	50	18.75	.040
195L050	9257-2122	52	19.50	.040
199L050	9257-7134	53	19.88	.040
203L050	9257-7135	54	20.25	.040
210L050	9257-2103	56	21.00	.040
218L050	9257-7136	58	21.75	.050
225L050	9257-2104	60	22.50	.050
240L050	9257-2105	64	24.00	.050
248L050	9257-7137	66	24.75	.050
255L050	9257-2106	68	25.50	.060
263L050	9257-7138	70	26.25	.060
270L050	9257-2107	72	27.00	.060
285L050	9257-2108	76	28.50	.060
300L050	9257-2109	80	30.00	.070
315L050	9257-2123	84	31.50	.070

Part No.	Product No.	Number of Teeth	Pitch Length (in)	Weight (Lbs.)
322L050	9257-2110	86	32.25	.070
345L050	9257-2111	92	34.50	.075
367L050	9257-2112	98	36.75	.080
375L050	9257-7139	100	37.50	.080
390L050	9257-2113	104	39.00	.090
420L050	9257-2114	112	42.00	.094
446L050	9257-7140	119	44.63	.100
450L050	9257-2115	120	45.00	.110
480L050	9257-2116	128	48.00	.110
510L050	9257-2117	136	51.00	.120
540L050	9257-2118	144	54.00	.125
566L050	9257-7141	151	56.63	.140
570L050	9257-7142	152	57.00	.140
581L050	9257-7143	155	58.13	.140
600L050	9257-2119	160	60.00	.140
630L050	9257-7144	168	63.00	.150
660L050	9257-2124	176	66.00	.155
720L050	9257-7145	192	72.00	.175
731L050	9257-7146	195	73.13	.180
817L050	9257-2125	218	81.75	.200
900L050	9257-2126	240	90.00	.220
915L050	9257-7147	244	91.50	.220
945L050	9257-7148	252	94.50	.230

### 3/8" Pitch (.375"/L) — 3/4" Wide

Part No.	Product No.	Number of Teeth	Pitch Length (in)	Weight (Lbs.)
124L075	9257-2200	33	12.38	.040
135L075	9257-2220	36	13.50	.040
150L075	9257-2201	40	15.00	.040
154L075	9257-2227	41	15.38	.040
158L075	9257-2228	42	15.75	.050
165L075	9257-2221	44	16.50	.050
173L075	9257-2229	46	17.25	.050
176L075	9257-7233	47	17.63	.060
187L075	9257-2202	50	18.75	.060
195L075	9257-2222	52	19.50	.060
199L075	9257-7234	53	19.88	.060
203L075	9257-7235	54	20.25	.060
210L075	9257-2203	56	21.00	.060
218L075	9257-7236	58	21.75	.070
225L075	9257-2204	60	22.50	.070
240L075	9257-2205	64	24.00	.080
248L075	9257-7237	66	24.75	.080
255L075	9257-2206	68	25.50	.080
263L075	9257-7238	70	26.25	.085
270L075	9257-2207	72	27.00	.090

Part No.	Product No.	Number of Teeth	Pitch Length (in)	Weight (Lbs.)
285L075	9257-2208	76	28.50	.096
300L075	9257-2209	80	30.00	.101
315L075	9257-2223	84	31.50	.110
322L075	9257-2210	86	32.25	.110
345L075	9257-2211	92	34.50	.120
367L075	9257-2212	98	36.75	.125
375L075	9257-7239	100	37.50	.130
390L075	9257-2213	104	39.00	.140
420L075	9257-2214	112	42.00	.150
446L075	9257-7240	119	44.63	.165
450L075	9257-2215	120	45.00	.165
480L075	9257-2216	128	48.00	.180
510L075	9257-2217	136	51.00	.190
540L075	9257-2218	144	54.00	.205
566L075	9257-7241	151	56.63	.210
570L075	9257-7242	152	57.00	.215
581L075	9257-7243	155	58.13	.220
600L075	9257-2219	160	60.00	.230
630L075	9257-7244	168	63.00	.250
660L075	9257-2224	176	66.00	.260



# PowerGrip® Timing Belts

## Product No. Series 9257 (continued)

### 3/8" Pitch (.375"/L) — 3/4" Wide (continued)

Part No.	Product No.	Number of Teeth	Pitch Length (in)	Weight (Lbs.)	Part No.	Product No.	Number of Teeth	Pitch Length (in)	Weight (Lbs.)
720L075	9257-7245	192	72.00	.280	900L075	9257-2226	240	90.00	.360
731L075	9257-7246	195	73.13	.285	915L075	9257-7247	244	91.50	.370
817L075	9257-2225	218	81.75	.320	945L075	9257-7248	252	94.50	.380

### 3/8" Pitch (.375"/L) — 1" Wide

Part No.	Product No.	Number of Teeth	Pitch Length (in)	Weight (Lbs.)	Part No.	Product No.	Number of Teeth	Pitch Length (in)	Weight (Lbs.)
124L100	9257-2300	33	12.38	.050	322L100	9257-2310	86	32.25	.150
135L100	9257-2320	36	13.50	.050	345L100	9257-2311	92	34.50	.160
150L100	9257-2301	40	15.00	.060	367L100	9257-2312	98	36.75	.170
154L100	9257-2327	41	15.38	.060	375L100	9257-7339	100	37.50	.170
158L100	9257-2328	42	15.75	.060	390L100	9257-2313	104	39.00	.183
165L100	9257-2321	44	16.50	.060	420L100	9257-2314	112	42.00	.200
173L100	9257-2329	46	17.25	.070	446L100	9257-7340	119	44.63	.220
176L100	9257-7333	47	17.63	.070	450L100	9257-2315	120	45.00	.220
187L100	9257-2302	50	18.75	.080	480L100	9257-2316	128	48.00	.240
195L100	9257-2322	52	19.50	.080	510L100	9257-2317	136	51.00	.250
199L100	9257-7334	53	19.88	.090	540L100	9257-2318	144	54.00	.270
203L100	9257-7335	54	20.25	.090	566L100	9257-7341	151	56.63	.290
210L100	9257-2303	56	21.00	.090	570L100	9257-7342	152	57.00	.290
218L100	9257-7336	58	21.75	.090	581L100	9257-7343	155	58.13	.290
225L100	9257-2304	60	22.50	.101	600L100	9257-2319	160	60.00	.300
240L100	9257-2305	64	24.00	.108	630L100	9257-7344	168	63.00	.320
248L100	9257-7337	66	24.75	.111	660L100	9257-2324	176	66.00	.340
255L100	9257-2306	68	25.50	.116	720L100	9257-7345	192	72.00	.370
263L100	9257-7338	70	26.25	.116	731L100	9257-7346	195	73.13	.380
270L100	9257-2307	72	27.00	.120	817L100	9257-2325	218	81.75	.420
285L100	9257-2308	76	28.50	.120	900L100	9257-2326	240	90.00	.470
300L100	9257-2309	80	30.00	.130	915L100	9257-7347	244	91.50	.480
315L100	9257-2323	84	31.50	.150	945L100	9257-7348	252	94.50	.500

### 1/2" Pitch (.500"/H) — 3/4" Wide

Part No.	Product No.	Number of Teeth	Pitch Length (in)	Weight (Lbs.)	Part No.	Product No.	Number of Teeth	Pitch Length (in)	Weight (Lbs.)
210H075	9257-3125	42	21.00	.070	465H075	9257-8151	93	46.50	.190
220H075	9257-3126	44	22.00	.070	480H075	9257-3108	96	48.00	.200
225H075	9257-3145	45	22.50	.080	490H075	9257-3134	98	49.00	.200
230H075	9257-3127	46	23.00	.090	495H075	9257-8152	99	49.50	.210
240H075	9257-3100	48	24.00	.090	510H075	9257-3109	102	51.00	.210
270H075	9257-3101	54	27.00	.105	525H075	9257-8153	105	52.50	.220
300H075	9257-3102	60	30.00	.117	540H075	9257-3110	108	54.00	.230
310H075	9257-3146	62	31.00	.120	555H075	9257-8154	111	55.50	.230
315H075	9257-3147	63	31.50	.120	560H075	9257-3135	112	56.00	.240
320H075	9257-3128	64	32.00	.120	570H075	9257-3111	114	57.00	.240
330H075	9257-3103	66	33.00	.120	585H075	9257-3136	117	58.50	.250
340H075	9257-3129	68	34.00	.140	600H075	9257-3112	120	60.00	.260
350H075	9257-3130	70	35.00	.150	605H075	9257-8155	121	60.50	.260
360H075	9257-3104	72	36.00	.150	630H075	9257-3113	126	63.00	.280
370H075	9257-3131	74	37.00	.150	645H075	9257-3137	129	64.50	.270
390H075	9257-3105	78	39.00	.160	655H075	9257-8156	131	65.50	.280
400H075	9257-3132	80	40.00	.160	655H300	9257-8556	131	65.50	1.110
410H075	9257-3133	82	41.00	.160	660H075	9257-3114	132	66.00	.280
415H075	9257-3148	83	41.50	.160	670H075	9257-8157	134	67.00	.290
420H075	9257-3106	84	42.00	.170	700H075	9257-3115	140	70.00	.300
445H075	9257-3149	89	44.50	.180	730H075	9257-3138	146	73.00	.320
450H075	9257-3107	90	45.00	.180	750H075	9257-3116	150	75.00	.330
455H075	9257-8150	91	45.50	.190	775H075	9257-8158	155	77.50	.340



# PowerGrip® Timing Belts

## Product No. Series 9257 (continued)

### 1/2" Pitch (.500"/H) — 3/4" Wide (continued)

Part No.	Product No.	Number of Teeth	Pitch Length (in)	Weight (Lbs.)
780H075	9257-3139	156	78.00	.350
800H075	9257-3117	160	80.00	.350
810H075	9257-8159	162	81.00	.360
820H075	9257-3140	164	82.00	.360
840H075	9257-3141	168	84.00	.380
850H075	9257-3118	170	85.00	.380
900H075	9257-3119	180	90.00	.410
950H075	9257-8160	190	95.00	.440
960H075	9257-3142	192	96.00	.440
1000H075	9257-3120	200	100.00	.450
1100H075	9257-3121	220	110.00	.500
1140H075	9257-3143	228	114.00	.520
1180H075	9257-8161	236	118.00	.550
1250H075	9257-3122	250	125.00	.570

Part No.	Product No.	Number of Teeth	Pitch Length (in)	Weight (Lbs.)
1325H075	9257-8162	265	132.50	.600
1350H075	9257-8163	270	135.00	.620
1365H075	9257-8164	273	136.50	.620
1400H075	9257-3123	280	140.00	.650
1510H075	9257-8165	302	151.00	.690
1550H075	9257-3144	310	155.00	.700
1645H075	9257-8166	329	164.50	.760
1680H075	9257-8167	336	168.00	.790
1700H075	9257-3124	340	170.00	.800
2090H075	9257-8168	418	209.00	.980
2100H075	9257-8169	420	210.00	.980
2120H075	9257-8170	424	212.00	1.000
2330H075	9257-8171	466	233.00	1.100

### 1/2" Pitch (.500"/H) — 1" Wide

Part No.	Product No.	Number of Teeth	Pitch Length (in)	Weight (Lbs.)
210H100	9257-3225	42	21.00	.080
220H100	9257-3226	44	22.00	.080
225H100	9257-3245	45	22.50	.080
230H100	9257-3227	46	23.00	.090
240H100	9257-3200	48	24.00	.124
270H100	9257-3201	54	27.00	.110
300H100	9257-3202	60	30.00	.130
310H100	9257-3246	62	31.00	.140
315H100	9257-3247	63	31.50	.140
320H100	9257-3228	64	32.00	.150
330H100	9257-3203	66	33.00	.150
340H100	9257-3229	68	34.00	.160
350H100	9257-3230	70	35.00	.160
360H100	9257-3204	72	36.00	.170
370H100	9257-3231	74	37.00	.170
390H100	9257-3205	78	39.00	.180
400H100	9257-3232	80	40.00	.190
410H100	9257-3233	82	41.00	.190
415H100	9257-3248	83	41.50	.200
420H100	9257-3206	84	42.00	.200
445H100	9257-3249	89	44.50	.230
450H100	9257-3207	90	45.00	.230
455H100	9257-8250	91	45.50	.230
465H100	9257-8251	93	46.50	.230
480H100	9257-3208	96	48.00	.230
490H100	9257-3234	98	49.00	.240
495H100	9257-8252	99	49.50	.250
510H100	9257-3209	102	51.00	.260
525H100	9257-8253	105	52.50	.270
540H100	9257-3210	108	54.00	.280
555H100	9257-8254	111	55.50	.290
560H100	9257-3235	112	56.00	.300
570H100	9257-3211	114	57.00	.320
585H100	9257-3236	117	58.50	.330
600H100	9257-3212	120	60.00	.330
605H100	9257-8255	121	60.50	.330

Part No.	Product No.	Number of Teeth	Pitch Length (in)	Weight (Lbs.)
630H100	9257-3213	126	63.00	.340
645H100	9257-3237	129	64.50	.350
655H100	9257-8256	131	65.50	.360
660H100	9257-3214	132	66.00	.360
670H100	9257-8257	134	67.00	.370
700H100	9257-3215	140	70.00	.400
730H100	9257-3238	146	73.00	.410
750H100	9257-3216	150	75.00	.420
775H100	9257-8258	155	77.50	.430
780H100	9257-3239	156	78.00	.440
800H100	9257-3217	160	80.00	.450
810H100	9257-8259	162	81.00	.460
820H100	9257-3240	164	82.00	.460
840H100	9257-3241	168	84.00	.480
850H100	9257-3218	170	85.00	.480
900H100	9257-3219	180	90.00	.510
950H100	9257-8260	190	95.00	.530
960H100	9257-3242	192	96.00	.550
1000H100	9257-3220	200	100.00	.580
1100H100	9257-3221	220	110.00	.640
1140H100	9257-3243	228	114.00	.670
1180H100	9257-8261	236	118.00	.690
1250H100	9257-3222	250	125.00	.750
1325H100	9257-8262	265	132.50	.780
1350H100	9257-8263	270	135.00	.800
1365H100	9257-8264	273	136.50	.800
1400H100	9257-3223	280	140.00	.840
1510H100	9257-8265	302	151.00	.900
1550H100	9257-3244	310	155.00	.940
1645H100	9257-8266	329	164.50	1.000
1680H100	9257-8267	336	168.00	1.010
1700H100	9257-3224	340	170.00	1.030
2090H100	9257-8268	418	209.00	1.260
2100H100	9257-8269	420	210.00	1.260
2120H100	9257-8270	424	212.00	1.300
2330H100	9257-8271	466	233.00	1.440

POWERGRIP TIMING BELTS



# PowerGrip® Timing Belts

## Product No. Series 9257 (continued)

### 1/2" Pitch (.500"/H) — 1 1/2" Wide

Part No.	Product No.	Number of Teeth	Pitch Length (in)	Weight (Lbs.)	Part No.	Product No.	Number of Teeth	Pitch Length (in)	Weight (Lbs.)
210H150	9257-3325	42	21.00	.150	630H150	9257-3313	126	63.00	.560
220H150	9257-3326	44	22.00	.150	645H150	9257-3337	129	64.50	.570
225H150	9257-3345	45	22.50	.180	655H150	9257-8356	131	65.50	.580
230H150	9257-3327	46	23.00	.150	660H150	9257-3314	132	66.00	.590
240H150	9257-3300	48	24.00	.150	670H150	9257-8357	134	67.00	.600
270H150	9257-3301	54	27.00	.200	700H150	9257-3315	140	70.00	.610
300H150	9257-3302	60	30.00	.210	730H150	9257-3338	146	73.00	.640
310H150	9257-3346	62	31.00	.220	750H150	9257-3316	150	75.00	.700
315H150	9257-3347	63	31.50	.240	775H150	9257-8358	155	77.50	.700
320H150	9257-3328	64	32.00	.250	780H150	9257-3339	156	78.00	.700
330H150	9257-3303	66	33.00	.260	800H150	9257-3317	160	80.00	.720
340H150	9257-3329	68	34.00	.270	810H150	9257-8359	162	81.00	.740
350H150	9257-3330	70	35.00	.280	820H150	9257-3340	164	82.00	.750
360H150	9257-3304	72	36.00	.300	840H150	9257-3341	168	84.00	.750
370H150	9257-3331	74	37.00	.310	850H150	9257-3318	170	85.00	.760
390H150	9257-3305	78	39.00	.320	900H150	9257-3319	180	90.00	.820
400H150	9257-3332	80	40.00	.330	950H150	9257-8360	190	95.00	.860
410H150	9257-3333	82	41.00	.340	960H150	9257-3342	192	96.00	.870
415H150	9257-3348	83	41.50	.350	1000H150	9257-3320	200	100.00	.900
420H150	9257-3306	84	42.00	.370	1100H150	9257-3321	220	110.00	1.020
445H150	9257-3349	89	44.50	.380	1140H150	9257-3343	228	114.00	1.070
450H150	9257-3307	90	45.00	.390	1180H150	9257-8361	236	118.00	1.100
455H150	9257-8350	91	45.50	.400	1250H150	9257-3322	250	125.00	1.200
465H150	9257-8351	93	46.50	.420	1325H150	9257-8362	265	132.50	1.230
480H150	9257-3308	96	48.00	.430	1350H150	9257-8363	270	135.00	1.250
490H150	9257-3334	98	49.00	.440	1365H150	9257-8364	273	136.50	1.300
495H150	9257-8352	99	49.50	.450	1400H150	9257-3323	280	140.00	1.350
510H150	9257-3309	102	51.00	.490	1510H150	9257-8365	302	151.00	1.450
525H150	9257-8353	105	52.50	.500	1550H150	9257-3344	310	155.00	1.500
540H150	9257-3310	108	54.00	.510	1645H150	9257-8366	329	164.50	1.550
555H150	9257-8354	111	55.50	.520	1680H150	9257-8367	336	168.00	1.600
560H150	9257-3335	112	56.00	.530	1700H150	9257-3324	340	170.00	1.650
570H150	9257-3311	114	57.00	.530	2090H150	9257-8368	418	209.00	2.050
585H150	9257-3336	117	58.50	.540	2100H150	9257-8369	420	210.00	2.050
600H150	9257-3312	120	60.00	.540	2120H150	9257-8370	424	212.00	2.050
605H150	9257-8355	121	60.50	.550	2330H150	9257-8371	466	233.00	2.300

### 1/2" Pitch (.500"/H) — 2" Wide

Part No.	Product No.	Number of Teeth	Pitch Length (in)	Weight (Lbs.)	Part No.	Product No.	Number of Teeth	Pitch Length (in)	Weight (Lbs.)
210H200	9257-3425	42	21.00	.150	415H200	9257-3448	83	41.50	.430
220H200	9257-3426	44	22.00	.160	420H200	9257-3406	84	42.00	.450
225H200	9257-3445	45	22.50	.190	445H200	9257-3449	89	44.50	.500
230H200	9257-3427	46	23.00	.220	450H200	9257-3407	90	45.00	.500
240H200	9257-3400	48	24.00	.230	455H200	9257-8450	91	45.50	.500
270H200	9257-3401	54	27.00	.250	465H200	9257-8451	93	46.50	.500
300H200	9257-3402	60	30.00	.300	480H200	9257-3408	96	48.00	.520
310H200	9257-3446	62	31.00	.300	490H200	9257-3434	98	49.00	.530
315H200	9257-3447	63	31.50	.300	495H200	9257-8452	99	49.50	.540
320H200	9257-3428	64	32.00	.300	510H200	9257-3409	102	51.00	.570
330H200	9257-3403	66	33.00	.320	525H200	9257-8453	105	52.50	.580
340H200	9257-3429	68	34.00	.350	540H200	9257-3410	108	54.00	.600
350H200	9257-3430	70	35.00	.350	555H200	9257-8454	111	55.50	.620
360H200	9257-3404	72	36.00	.370	560H200	9257-3435	112	56.00	.630
370H200	9257-3431	74	37.00	.380	570H200	9257-3411	114	57.00	.680
390H200	9257-3405	78	39.00	.400	585H200	9257-3436	117	58.50	.690
400H200	9257-3432	80	40.00	.400	600H200	9257-3412	120	60.00	.700
410H200	9257-3433	82	41.00	.420	605H200	9257-8455	121	60.50	.700



# PowerGrip® Timing Belts

## Product No. Series 9257 (continued)

### 1/2" Pitch (.500"/H) — 2" Wide (continued)

Part No.	Product No.	Number of Teeth	Pitch Length (in)	Weight (Lbs.)
630H200	9257-3413	126	63.00	.740
645H200	9257-3437	129	64.50	.750
655H200	9257-8456	131	65.50	.770
660H200	9257-3414	132	66.00	.780
670H200	9257-8457	134	67.00	.860
700H200	9257-3415	140	70.00	.840
730H200	9257-3438	146	73.00	.870
750H200	9257-3416	150	75.00	.900
775H200	9257-8458	155	77.50	.950
780H200	9257-3439	156	78.00	.950
800H200	9257-3417	160	80.00	.970
810H200	9257-8459	162	81.00	.990
820H200	9257-3440	164	82.00	1.000
840H200	9257-3441	168	84.00	1.040
850H200	9257-3418	170	85.00	1.050
900H200	9257-3419	180	90.00	1.120
950H200	9257-8460	190	95.00	1.200
960H200	9257-3442	192	96.00	1.220

Part No.	Product No.	Number of Teeth	Pitch Length (in)	Weight (Lbs.)
1000H200	9257-3420	200	100.00	1.250
1100H200	9257-3421	220	110.00	1.400
1140H200	9257-3443	228	114.00	1.470
1180H200	9257-8461	236	118.00	1.550
1250H200	9257-3422	250	125.00	1.640
1325H200	9257-8462	265	132.50	1.750
1350H200	9257-8463	270	135.00	1.770
1365H200	9257-8464	273	136.50	1.800
1400H200	9257-3423	280	140.00	1.850
1510H200	9257-8465	302	151.00	2.000
1550H200	9257-3444	310	155.00	2.100
1645H200	9257-8466	329	164.50	2.200
1680H200	9257-8467	336	168.00	2.250
1700H200	9257-3424	340	170.00	2.300
2090H200	9257-8468	418	209.00	2.800
2100H200	9257-8469	420	210.00	2.850
2120H200	9257-8470	424	212.00	2.900
2330H200	9257-8471	466	233.00	3.200

### 1/2" Pitch (.500"/H) — 3" Wide

Part No.	Product No.	Number of Teeth	Pitch Length (in)	Weight (Lbs.)
210H300	9257-3525	42	21.00	.400
220H300	9257-3526	44	22.00	.400
225H300	9257-3545	45	22.50	.410
230H300	9257-3527	46	23.00	.420
240H300	9257-3500	48	24.00	.450
270H300	9257-3501	54	27.00	.500
300H300	9257-3502	60	30.00	.570
310H300	9257-3546	62	31.00	.580
315H300	9257-3547	63	31.50	.580
320H300	9257-3528	64	32.00	.600
330H300	9257-3503	66	33.00	.600
340H300	9257-3529	68	34.00	.600
350H300	9257-3530	70	35.00	.600
360H300	9257-3504	72	36.00	.650
370H300	9257-3531	74	37.00	.680
390H300	9257-3505	78	39.00	.700
400H300	9257-3532	80	40.00	.750
410H300	9257-3533	82	41.00	.750
415H300	9257-3548	83	41.50	.760
420H300	9257-3506	84	42.00	.750
445H300	9257-3549	89	44.50	.780
450H300	9257-3507	90	45.00	.790
455H300	9257-8550	91	45.50	.790
465H300	9257-8551	93	46.50	.830
480H300	9257-3508	96	48.00	.850
490H300	9257-3534	98	49.00	.860
495H300	9257-8552	99	49.50	.880
510H300	9257-3509	102	51.00	.890
525H300	9257-8553	105	52.50	.920
540H300	9257-3510	108	54.00	.970
555H300	9257-8554	111	55.50	.950
560H300	9257-3535	112	56.00	.970
570H300	9257-3511	114	57.00	.980
585H300	9257-3536	117	58.50	1.000
600H300	9257-3512	120	60.00	1.030
605H300	9257-8555	121	60.50	1.030

Part No.	Product No.	Number of Teeth	Pitch Length (in)	Weight (Lbs.)
630H300	9257-3513	126	63.00	1.040
645H300	9257-3537	129	64.50	1.100
660H300	9257-3514	132	66.00	1.120
670H300	9257-8557	134	67.00	1.130
700H300	9257-3515	140	70.00	1.170
730H300	9257-3538	146	73.00	1.200
750H300	9257-3516	150	75.00	1.230
775H300	9257-8558	155	77.50	1.300
780H300	9257-3539	156	78.00	1.310
800H300	9257-3517	160	80.00	1.320
810H300	9257-8559	162	81.00	1.330
820H300	9257-3540	164	82.00	1.340
840H300	9257-3541	168	84.00	1.350
850H300	9257-3518	170	85.00	1.350
900H300	9257-3519	180	90.00	1.440
950H300	9257-8560	190	95.00	1.500
960H300	9257-3542	192	96.00	1.500
1000H300	9257-3520	200	100.00	1.600
1100H300	9257-3521	220	110.00	1.770
1140H300	9257-3543	228	114.00	1.800
1180H300	9257-8561	236	118.00	1.850
1250H300	9257-3522	250	125.00	1.950
1325H300	9257-8562	265	132.50	2.050
1350H300	9257-8563	270	135.00	2.130
1365H300	9257-8564	273	136.50	3.190
1400H300	9257-3523	280	140.00	2.200
1510H300	9257-8565	302	151.00	2.400
1550H300	9257-3544	310	155.00	2.440
1645H300	9257-8566	329	164.50	2.600
1680H300	9257-8567	336	168.00	2.620
1700H300	9257-3524	340	170.00	2.650
2090H300	9257-8568	418	209.00	3.250
2100H300	9257-8569	420	210.00	3.300
2120H300	9257-8570	424	212.00	3.330
2330H300	9257-8571	466	233.00	3.700



# PowerGrip® Timing Belts

## Product No. Series 9257 (continued)

### 7/8" Pitch (.875"/XH) — 2" Wide

Part No.	Product No.	Number of Teeth	Pitch Length (in)	Weight (Lbs.)	Part No.	Product No.	Number of Teeth	Pitch Length (in)	Weight (Lbs.)
507XH200	9257-4100	58	50.75	2.400	980XH200	9257-4106	112	98.00	4.100
560XH200	9257-4101	64	56.00	2.600	1120XH200	9257-4107	128	112.00	4.600
630XH200	9257-4102	72	63.00	2.850	1260XH200	9257-4108	144	126.00	5.100
700XH200	9257-4103	80	70.00	3.250	1400XH200	9257-4109	160	140.00	5.600
770XH200	9257-4104	88	77.00	3.500	1540XH200	9257-4110	176	154.00	3.950
840XH200	9257-4105	96	84.00	3.700	1750XH200	9257-4111	200	175.00	6.900

### 7/8" Pitch (.875"/XH) — 3" Wide

Part No.	Product No.	Number of Teeth	Pitch Length (in)	Weight (Lbs.)	Part No.	Product No.	Number of Teeth	Pitch Length (in)	Weight (Lbs.)
507XH300	9257-4200	58	50.75	3.600	980XH300	9257-4206	112	98.00	6.000
560XH300	9257-4201	64	56.00	3.800	1120XH300	9257-4207	128	112.00	6.700
630XH300	9257-4202	72	63.00	4.200	1260XH300	9257-4208	144	126.00	7.300
700XH300	9257-4203	80	70.00	4.600	1400XH300	9257-4209	160	140.00	7.900
770XH300	9257-4204	88	77.00	4.900	1540XH300	9257-4210	176	154.00	7.100
840XH300	9257-4205	96	84.00	5.200	1750XH300	9257-4211	200	175.00	9.600

### 7/8" Pitch (.875"/XH) — 4" Wide

Part No.	Product No.	Number of Teeth	Pitch Length (in)	Weight (Lbs.)	Part No.	Product No.	Number of Teeth	Pitch Length (in)	Weight (Lbs.)
507XH400	9257-4300	58	50.75	4.600	980XH400	9257-4306	112	98.00	7.300
560XH400	9257-4301	64	56.00	4.900	1120XH400	9257-4307	128	112.00	8.150
630XH400	9257-4302	72	63.00	5.250	1260XH400	9257-4308	144	126.00	9.000
700XH400	9257-4303	80	70.00	5.700	1400XH400	9257-4309	160	140.00	9.800
770XH400	9257-4304	88	77.00	6.250	1540XH400	9257-4310	176	154.00	10.700
840XH400	9257-4305	96	84.00	6.600	1750XH400	9257-4311	200	175.00	11.800

### 1 1/4" Pitch (1.250"/XXH) — 2" Wide

Part No.	Product No.	Number of Teeth	Pitch Length (in)	Weight (Lbs.)	Part No.	Product No.	Number of Teeth	Pitch Length (in)	Weight (Lbs.)
700XXH200	9257-5100	56	70.00	4.000	1200XXH200	9257-5104	96	120.00	6.350
800XXH200	9257-5101	64	80.00	4.450	1400XXH200	9257-5105	112	140.00	7.250
900XXH200	9257-5102	72	90.00	4.900	1600XXH200	9257-5106	128	160.00	8.050
1000XXH200	9257-5103	80	100.00	5.550	1800XXH200	9257-5107	144	180.00	8.950

### 1 1/4" Pitch (1.250"/XXH) — 3" Wide

Part No.	Product No.	Number of Teeth	Pitch Length (in)	Weight (Lbs.)	Part No.	Product No.	Number of Teeth	Pitch Length (in)	Weight (Lbs.)
700XXH300	9257-5200	56	70.00	5.700	1200XXH300	9257-5204	96	120.00	8.800
800XXH300	9257-5201	64	80.00	6.400	1400XXH300	9257-5205	112	140.00	10.350
900XXH300	9257-5202	72	90.00	6.850	1600XXH300	9257-5206	128	160.00	11.300
1000XXH300	9257-5203	80	100.00	7.550	1800XXH300	9257-5207	144	180.00	12.600

### 1 1/4" Pitch (1.250"/XXH) — 4" Wide

Part No.	Product No.	Number of Teeth	Pitch Length (in)	Weight (Lbs.)	Part No.	Product No.	Number of Teeth	Pitch Length (in)	Weight (Lbs.)
700XXH400	9257-5300	56	70.00	7.020	1200XXH400	9257-5304	96	120.00	11.600
800XXH400	9257-5301	64	80.00	7.950	1400XXH400	9257-5305	112	140.00	13.600
900XXH400	9257-5302	72	90.00	9.000	1600XXH400	9257-5306	128	160.00	15.500
1000XXH400	9257-5303	80	100.00	10.050	1800XXH400	9257-5307	144	180.00	17.300



# PowerGrip® Timing Belts

**Product No. Series 9257 (continued)**

**1 1/4" Pitch (1.250"/XXH) — 5" Wide**

Part No.	Product No.	Number of Teeth	Pitch Length (in)	Weight (Lbs.)	Part No.	Product No.	Number of Teeth	Pitch Length (in)	Weight (Lbs.)
700XXH500	9257-5400	56	70.00	8.750	1200XXH500	9257-5404	96	120.00	14.000
800XXH500	9257-5401	64	80.00	9.600	1400XXH500	9257-5405	112	140.00	16.150
900XXH500	9257-5402	72	90.00	10.800	1600XXH500	9257-5406	128	160.00	18.050
1000XXH500	9257-5403	80	100.00	12.000	1800XXH500	9257-5407	144	180.00	20.150



## Cotton Cleaner Belts

### Recommended Pulleys

Contact the Gates Made-To-Order Metals Team.

### Product No. Series 9259

#### 1" Pitch

Part No.	Product No.	Number of Teeth	Pitch Length (in)	Width (in)	Weight (Lbs.)
61CCB142K	9259-3831	60	61.07	1 1/2	1.340
63CCB165K	9259-3832	63	63.00	1 1/2	1.410
64CCB170K	9259-3833	64	63.95	1 1/2	1.500
65CCB175K	9259-3834	65	64.95	1 1/2	1.460

NOTE: Steel tensile cord available as a made to order product. Lead time and minimum order quantities apply. Contact Customer Service for availability.



# PowerGrip® TruMotion® Belts

## Recommended Sprockets

PowerGrip GT TruMotion Belts: PowerGrip® GT®2 Sprockets  
PowerGrip HTD TruMotion Belts: PowerGrip® HTD® Sprockets  
PowerGrip Timing TruMotion Belts: PowerGrip® Timing Pulleys

## Notes

PowerGrip TruMotion belts are made-to-order. Minimum order quantities of 3 drums will be required. Check with Customer Service for price and availability.

---

### Product No. Series 9581

#### PowerGrip® GT® TruMotion® Belts

Available Pitches
2MR
3MR
5MR

### Product No. Series 9582

#### PowerGrip® Timing TruMotion® Belts

Available Pitches
MXL
XL
L

### Product No. Series 9580

#### PowerGrip® HTD® TruMotion® Belts

Available Pitches
3M
5M

POWERGRIP TRUMOTION



# PowerGrip® GT®2 Twin Power® Belts - 8M and 14M

**Recommended Sprockets**  
PowerGrip GT Sprockets

**Notes**

Belt pitch is the distance in millimeters between two adjacent tooth centers as measured on the pitch line of the belt. Belt pitch length is the total length (circumference) in millimeters as measured along the pitch line. The theoretical pitch line of a PowerGrip GT2 Twin Power belt lies within the tensile member. If you currently use PowerGrip HTD Twin Power belts, consider PowerGrip GT2 Twin Power belts at reduced widths to lower your costs. PowerGrip GT Twin Power part numbers are comprised of pitch, pitch length and width. For example; part number TP4400-8MGT-30 denotes a "TP" for Twin Power, 4400mm pitch length, 8mm pitch and 30mm width.

## Product No. Series 9232

### 8mm Pitch — 20mm Wide

Part No.	Product No.	Number of Teeth	Pitch Length (in)	Weight (Lbs.)	Part No.	Product No.	Number of Teeth	Pitch Length (in)	Weight (Lbs.)
<sup>2</sup> TP560-8MGT-20	9232-0005	70	22.05	.170	TP1280-8MGT-20	9232-0045	160	50.39	.389
TP600-8MGT-20	9232-0009	75	23.62	.182	TP1440-8MGT-20	9232-0049	180	56.69	.437
TP640-8MGT-20	9232-0013	80	25.20	.194	TP1512-8MGT-20	9232-1013	189	59.53	.459
TP720-8MGT-20	9232-0017	90	28.35	.219	TP1600-8MGT-20	9232-0053	200	62.99	.486
TP800-8MGT-20	9232-0021	100	31.50	.243	TP1760-8MGT-20	9232-0057	220	69.29	.534
TP840-8MGT-20	9232-1025	105	33.07	.255	TP1800-8MGT-20	9232-0061	225	70.87	.546
TP880-8MGT-20	9232-0025	110	34.65	.267	TP2000-8MGT-20	9232-0065	250	78.74	.607
TP920-8MGT-20	9232-1001	115	36.22	.279	TP2200-8MGT-20	9232-1033	275	86.61	.668
TP960-8MGT-20	9232-0029	120	37.80	.291	TP2400-8MGT-20	9232-0069	300	94.49	.729
TP1040-8MGT-20	9232-0033	130	40.94	.316	TP2600-8MGT-20	9232-0077	325	102.36	.789
<sup>2</sup> TP1064-8MGT-20	9232-1005	133	41.89	.323	TP2800-8MGT-20	9232-0073	350	110.24	.850
TP1120-8MGT-20	9232-0037	140	44.09	.340	TP3048-8MGT-20	9232-0081	381	120.00	.925
TP1160-8MGT-20	9232-2049	145	45.83	.352	TP3280-8MGT-20	9232-0085	410	129.13	.996
TP1200-8MGT-20	9232-0041	150	47.24	.364	TP3600-8MGT-20	9232-0089	450	141.73	1.093
TP1224-8MGT-20	9232-1029	153	48.19	.372	TP4400-8MGT-20	9232-0093	550	173.23	1.336

### 8mm Pitch — 30mm Wide

Part No.	Product No.	Number of Teeth	Pitch Length (in)	Weight (Lbs.)	Part No.	Product No.	Number of Teeth	Pitch Length (in)	Weight (Lbs.)
<sup>2</sup> TP560-8MGT-30	9232-0006	70	22.05	.255	TP1280-8MGT-30	9232-0046	160	50.39	.583
TP600-8MGT-30	9232-0010	75	23.62	.273	TP1440-8MGT-30	9232-0050	180	56.69	.656
TP640-8MGT-30	9232-0014	80	25.20	.291	TP1512-8MGT-30	9232-1014	189	59.53	.689
TP720-8MGT-30	9232-0018	90	28.35	.328	TP1600-8MGT-30	9232-0054	200	62.99	.729
TP800-8MGT-30	9232-0022	100	31.50	.364	TP1760-8MGT-30	9232-0058	220	69.29	.802
TP840-8MGT-30	9232-1026	105	33.07	.383	TP1800-8MGT-30	9232-0062	225	70.87	.820
TP880-8MGT-30	9232-0026	110	34.65	.401	TP2000-8MGT-30	9232-0066	250	78.74	.911
TP920-8MGT-30	9232-1002	115	36.22	.419	TP2200-8MGT-30	9232-1034	275	86.61	1.002
TP960-8MGT-30	9232-0030	120	37.80	.437	TP2400-8MGT-30	9232-0070	300	94.49	1.093
TP1040-8MGT-30	9232-0034	130	40.94	.474	TP2600-8MGT-30	9232-0078	325	102.36	1.184
<sup>2</sup> TP1064-8MGT-30	9232-1006	133	41.89	.485	TP2800-8MGT-30	9232-0074	350	110.24	1.275
TP1120-8MGT-30	9232-0038	140	44.09	.510	TP3048-8MGT-30	9232-0082	381	120.00	1.388
TP1160-8MGT-30	9232-1010	145	45.83	.528	TP3280-8MGT-30	9232-0086	410	129.13	1.494
TP1200-8MGT-30	9232-0042	150	47.24	.546	TP3600-8MGT-30	9232-0090	450	141.73	1.639
TP1224-8MGT-30	9232-1030	153	48.19	.557	TP4400-8MGT-30	9232-0094	550	173.23	2.004

### 8mm Pitch — 50mm Wide

Part No.	Product No.	Number of Teeth	Pitch Length (in)	Weight (Lbs.)	Part No.	Product No.	Number of Teeth	Pitch Length (in)	Weight (Lbs.)
<sup>2</sup> TP560-8MGT-50	9232-0007	70	22.05	.425	<sup>2</sup> TP1064-8MGT-50	9232-1007	133	41.89	.808
<sup>2</sup> TP600-8MGT-50	9232-0011	75	23.62	.455	TP1120-8MGT-50	9232-0039	140	44.09	.850
TP640-8MGT-50	9232-0015	80	25.20	.486	TP1160-8MGT-50	9232-1011	145	45.83	.880
TP720-8MGT-50	9232-0019	90	28.35	.546	TP1200-8MGT-50	9232-0043	150	47.24	.911
TP800-8MGT-50	9232-0023	100	31.50	.607	TP1280-8MGT-50	9232-0047	160	50.39	.972
TP840-8MGT-50	9232-1027	105	33.07	.638	TP1440-8MGT-50	9232-0051	180	56.69	1.093
TP880-8MGT-50	9232-0027	110	34.65	.668	TP1512-8MGT-50	9232-1015	189	59.53	1.148
TP920-8MGT-50	9232-1003	115	36.22	.698	TP1600-8MGT-50	9232-0055	200	62.99	1.214
TP960-8MGT-50	9232-0031	120	37.80	.729	TP1760-8MGT-50	9232-0059	220	69.29	1.336
TP1040-8MGT-50	9232-0035	130	40.94	.789	TP1800-8MGT-50	9232-0063	225	70.87	1.366

<sup>2</sup> MTO Minimum Required. Check with Customer Service for availability.



# PowerGrip® GT®2 Twin Power® Belts - 8M and 14M

## Product No. Series 9232 (continued)

### 8mm Pitch — 50mm Wide (continued)

Part No.	Product No.	Number of Teeth	Pitch Length (in)	Weight (Lbs.)
TP2000-8MGT-50	9232-0067	250	78.74	1.518
TP2200-8MGT-50	9232-1035	275	86.61	1.670
TP2400-8MGT-50	9232-0071	300	94.49	1.822
TP2600-8MGT-50	9232-0079	325	102.36	1.973
TP2800-8MGT-50	9232-0075	350	110.24	2.125

Part No.	Product No.	Number of Teeth	Pitch Length (in)	Weight (Lbs.)
TP3048-8MGT-50	9232-0083	381	120.00	2.313
TP3280-8MGT-50	9232-0087	410	129.13	2.490
TP3600-8MGT-50	9232-0091	450	141.73	2.732
TP4400-8MGT-50	9232-0095	550	173.23	3.340

### 8mm Pitch — 85mm Wide

Part No.	Product No.	Number of Teeth	Pitch Length (in)	Weight (Lbs.)
<sup>2</sup> TP560-8MGT-85	9232-0008	70	22.05	.723
TP600-8MGT-85	9232-0012	75	23.62	.774
TP640-8MGT-85	9232-0016	80	25.20	.826
TP720-8MGT-85	9232-0020	90	28.35	.929
TP800-8MGT-85	9232-0024	100	31.50	1.032
TP840-8MGT-85	9232-1028	105	33.07	1.084
TP880-8MGT-85	9232-0028	110	34.65	1.135
TP920-8MGT-85	9232-1004	115	36.22	1.187
TP960-8MGT-85	9232-1008	120	37.80	1.239
TP1040-8MGT-85	9232-0036	130	40.94	1.342
TP1064-8MGT-85	9232-2048	133	41.89	1.373
TP1120-8MGT-85	9232-0040	140	44.09	1.445
TP1160-8MGT-85	9232-1012	145	45.83	1.497
TP1200-8MGT-85	9232-0044	150	47.24	1.548
<sup>2</sup> TP1224-8MGT-85	9232-1032	153	48.19	1.579

Part No.	Product No.	Number of Teeth	Pitch Length (in)	Weight (Lbs.)
TP1280-8MGT-85	9232-0048	160	50.39	1.652
TP1440-8MGT-85	9232-0052	180	56.69	1.858
<sup>2</sup> TP1512-8MGT-85	9232-1016	189	59.53	1.951
TP1600-8MGT-85	9232-0056	200	62.99	2.064
TP1760-8MGT-85	9232-0060	220	69.29	2.271
TP1800-8MGT-85	9232-0064	225	70.87	2.323
TP2000-8MGT-85	9232-0068	250	78.74	2.581
TP2200-8MGT-85	9232-1036	275	86.61	2.839
TP2400-8MGT-85	9232-0072	300	94.49	3.097
TP2600-8MGT-85	9232-0080	325	102.36	3.355
TP2800-8MGT-85	9232-0076	350	110.24	3.613
TP3048-8MGT-85	9232-0084	381	120.00	3.933
TP3280-8MGT-85	9232-0088	410	129.13	4.232
TP3600-8MGT-85	9232-0092	450	141.73	4.645
TP4400-8MGT-85	9232-0096	550	173.23	5.677

### 14mm Pitch — 40mm Wide

Part No.	Product No.	Number of Teeth	Pitch Length (in)	Weight (Lbs.)
<sup>2</sup> TP966-14MGT-40	9232-0100	69	38.03	.969
<sup>2</sup> TP1400-14MGT-40	9232-0110	100	55.12	1.404
TP1610-14MGT-40	9232-0115	115	63.39	1.615
TP1778-14MGT-40	9232-0120	127	70.00	1.784
TP1890-14MGT-40	9232-0125	135	74.41	1.896
TP2100-14MGT-40	9232-0130	150	82.68	2.107
TP2310-14MGT-40	9232-0135	165	90.94	2.317
TP2450-14MGT-40	9232-0140	175	96.46	2.458
TP2590-14MGT-40	9232-0145	185	101.97	2.598
TP2800-14MGT-40	9232-0150	200	110.24	2.809
TP3150-14MGT-40	9232-0155	225	124.02	3.160

Part No.	Product No.	Number of Teeth	Pitch Length (in)	Weight (Lbs.)
TP3360-14MGT-40	9232-0180	240	132.28	3.371
TP3500-14MGT-40	9232-0160	250	137.80	3.511
TP3850-14MGT-40	9232-0165	275	151.57	3.862
TP4326-14MGT-40	9232-0170	309	170.31	4.340
TP4578-14MGT-40	9232-0175	327	180.24	4.593
TP4956-14MGT-40	9232-0185	354	195.12	4.972
TP5320-14MGT-40	9232-0190	380	209.45	5.337
<sup>2</sup> TP5740-14MGT-40	9232-0195	410	225.98	5.758
TP6160-14MGT-40	9232-0200	440	242.52	6.180
TP6860-14MGT-40	9232-0205	490	270.08	6.882

### 14mm Pitch — 55mm Wide

Part No.	Product No.	Number of Teeth	Pitch Length (in)	Weight (Lbs.)
TP966-14MGT-55	9232-0101	69	38.03	1.333
TP1190-14MGT-55	9232-0106	85	46.85	1.641
TP1400-14MGT-55	9232-0111	100	55.12	1.931
TP1610-14MGT-55	9232-0116	115	63.39	2.221
TP1778-14MGT-55	9232-0121	127	70.00	2.453
TP1890-14MGT-55	9232-0126	135	74.41	2.607
TP2100-14MGT-55	9232-0131	150	82.68	2.897
TP2310-14MGT-55	9232-0136	165	90.94	3.186
TP2450-14MGT-55	9232-0141	175	96.46	3.380
TP2590-14MGT-55	9232-0146	185	101.97	3.573
TP2800-14MGT-55	9232-0151	200	110.24	3.862

Part No.	Product No.	Number of Teeth	Pitch Length (in)	Weight (Lbs.)
TP3150-14MGT-55	9232-0156	225	124.02	4.345
TP3360-14MGT-55	9232-0181	240	132.28	4.635
TP3500-14MGT-55	9232-0161	250	137.80	4.828
TP3850-14MGT-55	9232-0166	275	151.57	5.311
TP4326-14MGT-55	9232-0171	309	170.31	5.967
TP4578-14MGT-55	9232-0176	327	180.24	6.315
TP4956-14MGT-55	9232-0186	354	195.12	6.836
TP5320-14MGT-55	9232-0191	380	209.45	7.338
TP5740-14MGT-55	9232-0196	410	225.98	7.918
TP6160-14MGT-55	9232-0201	440	242.52	8.497
<sup>2</sup> TP6860-14MGT-55	9232-0206	490	270.08	9.463

<sup>2</sup> MTO Minimum Required. Check with Customer Service for availability.



# PowerGrip® GT®2 Twin Power® Belts - 8M and 14M

Product No. Series 9232 (continued)

## 14mm Pitch — 85mm Wide

Part No.	Product No.	Number of Teeth	Pitch Length (in)	Weight (Lbs.)	Part No.	Product No.	Number of Teeth	Pitch Length (in)	Weight (Lbs.)
TP966-14MGT-85	9232-0102	69	38.03	2.059	TP3150-14MGT-85	9232-0157	225	124.02	6.715
TP1190-14MGT-85	9232-0107	85	46.85	2.537	TP3360-14MGT-85	9232-0182	240	132.28	7.163
TP1400-14MGT-85	9232-0112	100	55.12	2.985	TP3500-14MGT-85	9232-0162	250	137.80	7.461
TP1610-14MGT-85	9232-0117	115	63.39	3.432	TP3850-14MGT-85	9232-0167	275	151.57	8.207
TP1778-14MGT-85	9232-0122	127	70.00	3.790	TP4326-14MGT-85	9232-0172	309	170.31	9.222
TP1890-14MGT-85	9232-0127	135	74.41	4.029	TP4578-14MGT-85	9232-0177	327	180.24	9.759
TP2100-14MGT-85	9232-0132	150	82.68	4.477	TP4956-14MGT-85	9232-0187	354	195.12	10.565
TP2310-14MGT-85	9232-0137	165	90.94	4.924	<sup>2</sup> TP5320-14MGT-85	9232-0192	380	209.45	11.341
TP2450-14MGT-85	9232-0142	175	96.46	5.223	TP5740-14MGT-85	9232-0197	410	225.98	12.237
TP2590-14MGT-85	9232-0147	185	101.97	5.521	TP6160-14MGT-85	9232-0202	440	242.52	13.132
TP2800-14MGT-85	9232-0152	200	110.24	5.969	TP6860-14MGT-85	9232-0207	490	270.08	14.624

## 14mm Pitch — 115mm Wide

Part No.	Product No.	Number of Teeth	Pitch Length (in)	Weight (Lbs.)	Part No.	Product No.	Number of Teeth	Pitch Length (in)	Weight (Lbs.)
TP966-14MGT-115	9232-0103	69	38.03	2.786	TP2590-14MGT-115	9232-0148	185	101.97	7.470
TP1190-14MGT-115	9232-0108	85	46.85	3.432	TP2800-14MGT-115	9232-0153	200	110.24	8.076
TP1400-14MGT-115	9232-0113	100	55.12	4.038	TP3150-14MGT-115	9232-0158	225	124.02	9.085
TP1610-14MGT-115	9232-0118	115	63.39	4.644	TP3360-14MGT-115	9232-0183	240	132.28	9.691
TP1778-14MGT-115	9232-0123	127	70.00	5.128	TP3500-14MGT-115	9232-0163	250	137.80	10.095
TP1890-14MGT-115	9232-0128	135	74.41	5.451	TP3850-14MGT-115	9232-0168	275	151.57	11.104
TP2100-14MGT-115	9232-0133	150	82.68	6.057	TP4326-14MGT-115	9232-0173	309	170.31	12.477
TP2310-14MGT-115	9232-0138	165	90.94	6.663	TP4578-14MGT-115	9232-0178	327	180.24	13.204
TP2450-14MGT-115	9232-0143	175	96.46	7.066					

## 14mm Pitch — 170mm Wide

Part No.	Product No.	Number of Teeth	Pitch Length (in)	Weight (Lbs.)	Part No.	Product No.	Number of Teeth	Pitch Length (in)	Weight (Lbs.)
TP966-14MGT-170	9232-0104	69	38.03	4.119	<sup>2</sup> TP2590-14MGT-170	9232-0149	185	101.97	11.043
TP1190-14MGT-170	9232-0109	85	46.85	5.074	TP2800-14MGT-170	9232-0154	200	110.24	11.938
TP1400-14MGT-170	9232-0114	100	55.12	5.969	TP3150-14MGT-170	9232-0159	225	124.02	13.430
TP1610-14MGT-170	9232-0119	115	63.39	6.864	<sup>2</sup> TP3360-14MGT-170	9232-0184	240	132.28	14.326
TP1778-14MGT-170	9232-0124	127	70.00	7.581	<sup>2</sup> TP3500-14MGT-170	9232-0164	250	137.80	14.923
TP1890-14MGT-170	9232-0129	135	74.41	8.058	TP3850-14MGT-170	9232-0169	275	151.57	16.415
TP2100-14MGT-170	9232-0134	150	82.68	8.954	TP4326-14MGT-170	9232-0174	309	170.31	18.444
TP2310-14MGT-170	9232-0139	165	90.94	9.849	TP4578-14MGT-170	9232-0179	327	180.24	19.519
TP2450-14MGT-170	9232-0144	175	96.46	10.446					

TWIN POWER BELTS

<sup>2</sup> MTO Minimum Required. Check with Customer Service for availability.



# PowerGrip® GT®2 Twin Power® Belts - 3MR and 5MR

**Recommended Sprockets**

PowerGrip® GT®2 Sprockets - 3MR

5M Sprockets - PowerGrip GT2 and Poly Chain® GT® Sprockets

**Notes**

PowerGrip GT2 Twin Power belts in standard width are Standard/Non-Stock. Minimum order quantities are not required on standard widths.

3MR GT2 Standard Belt Widths		
Belt Width Code	Belt Width (mm)	Belt Width (in.)
06	6	0.236
09	9	0.354
15	15	0.591

5MR GT2 Standard Belt Widths		
Belt Width Code	Belt Width (mm)	Belt Width (in.)
09	9	0.354
15	15	0.591
25	25	0.984

PowerGrip GT2 Twin Power part numbers are comprised of pitch, pitch length and width. For example; part number TP3MR-426-06 denotes "TP" for Twin Power, 3mm pitch, 426mm pitch length and 6mm width.

Belt **pitch** is the distance in millimeters between two adjacent tooth centers as measured on the pitch line of the belt. Belt **pitch length** is the total length (circumference) in millimeters as measured along the pitch line. The theoretical pitch line of a PowerGrip GT2 Twin Power belt lies within the tensile member.

## Product No. Series 9232

### 3MR - Twin Power Belts

Part No.	Pitch Length (mm)	Pitch Length (in)	Number of Teeth
TP3MR-381	381	15.00	127
TP3MR-396	396	15.59	132
TP3MR-399	399	15.71	133
TP3MR-405	405	15.94	135
TP3MR-411	411	16.18	137
TP3MR-420	420	16.54	140
TP3MR-426	426	16.77	142
TP3MR-432	432	17.01	144
TP3MR-435	435	17.13	145
TP3MR-447	447	17.60	149
TP3MR-465	465	18.31	155
TP3MR-468	468	18.43	156
TP3MR-471	471	18.54	157
TP3MR-474	474	18.66	158
TP3MR-480	480	18.90	160
TP3MR-486	486	19.13	162
TP3MR-489	489	19.25	163
TP3MR-492	492	19.37	164
TP3MR-501	501	19.72	167
TP3MR-822	822	32.36	274
TP3MR-837	837	32.95	279
TP3MR-840	840	33.07	280
TP3MR-843	843	33.19	281
TP3MR-873	873	34.37	291
TP3MR-882	882	34.72	294
TP3MR-891	891	35.08	297
TP3MR-900	900	35.43	300
TP3MR-915	915	36.02	305
TP3MR-945	945	37.20	315
TP3MR-951	951	37.44	317

Part No.	Pitch Length (mm)	Pitch Length (in)	Number of Teeth
TP3MR-510	510	20.08	170
TP3MR-513	513	20.20	171
TP3MR-519	519	20.43	173
TP3MR-525	525	20.67	175
TP3MR-528	528	20.79	176
TP3MR-531	531	20.91	177
TP3MR-537	537	21.14	179
TP3MR-552	552	21.73	184
TP3MR-558	558	21.97	186
TP3MR-564	564	22.20	188
TP3MR-570	570	22.44	190
TP3MR-576	576	22.68	192
TP3MR-585	585	23.03	195
TP3MR-591	591	23.27	197
TP3MR-597	597	23.50	199
TP3MR-600	600	23.62	200
TP3MR-606	606	23.86	202
TP3MR-609	609	23.98	203
TP3MR-612	612	24.09	204
TP3MR-981	981	38.62	327
TP3MR-1002	1002	39.45	334
TP3MR-1026	1026	40.39	342
TP3MR-1035	1035	40.74	345
TP3MR-1050	1050	41.34	350
TP3MR-1056	1056	41.57	352
TP3MR-1062	1062	41.81	354
TP3MR-1080	1080	42.52	360
TP3MR-1125	1125	44.29	375
TP3MR-1155	1155	45.47	385
TP3MR-1191	1191	46.89	397

Part No.	Pitch Length (mm)	Pitch Length (in)	Number of Teeth
TP3MR-627	627	24.69	209
TP3MR-633	633	24.92	211
TP3MR-639	639	25.16	213
TP3MR-645	645	25.39	215
TP3MR-648	648	25.51	216
TP3MR-654	654	25.75	218
TP3MR-657	657	25.87	219
TP3MR-663	663	26.10	221
TP3MR-669	669	26.34	223
TP3MR-684	684	26.93	228
TP3MR-687	687	27.05	229
TP3MR-696	696	27.40	232
TP3MR-711	711	27.99	237
TP3MR-735	735	28.94	245
TP3MR-738	738	29.06	246
TP3MR-750	750	29.53	250
TP3MR-753	753	29.65	251
TP3MR-786	786	30.94	262
TP3MR-795	795	31.30	265
TP3MR-1263	1263	49.72	421
TP3MR-1335	1335	52.56	445
TP3MR-1500	1500	59.06	500
TP3MR-1512	1512	59.53	504
TP3MR-1536	1536	60.47	512
TP3MR-1587	1587	62.48	529
TP3MR-1956	1956	77.01	652
TP3MR-2004	2004	78.90	668
TP3MR-2061	2061	81.14	687

TWIN POWER BELTS



# PowerGrip® GT®2 Twin Power® Belts - 3MR and 5MR

Product No. Series 9232 (continued)

## 5MR - Twin Power Belts

Part No.	Pitch Length (mm)	Pitch Length (in)	Number of Teeth
TP5MR-400	400	15.75	80
TP5MR-425	425	16.73	85
TP5MR-450	450	17.72	90
TP5MR-500	500	19.69	100
TP5MR-535	535	21.06	107
TP5MR-565	565	22.24	113
TP5MR-575	575	22.64	115
TP5MR-580	580	22.83	116
TP5MR-600	600	23.62	120
TP5MR-625	625	24.61	125
TP5MR-650	650	25.69	130
TP5MR-700	700	27.56	140
TP5MR-710	710	27.95	142
TP5MR-740	740	29.13	148
TP5MR-745	745	29.33	149
TP5MR-750	750	29.53	150
TP5MR-765	765	30.12	153
TP5MR-790	790	31.10	158
TP5MR-800	800	31.50	160
TP5MR-815	815	32.09	163
TP5MR-830	830	32.68	166

Part No.	Pitch Length (mm)	Pitch Length (in)	Number of Teeth
TP5MR-835	835	32.87	167
TP5MR-850	850	33.46	170
TP5MR-870	870	34.25	174
TP5MR-890	890	35.04	178
TP5MR-900	900	35.43	180
TP5MR-925	925	36.42	185
TP5MR-950	950	37.40	190
TP5MR-975	975	38.39	195
TP5MR-985	985	38.78	197
TP5MR-1000	1000	39.37	200
TP5MR-1050	1050	41.34	210
TP5MR-1115	1115	43.91	223
TP5MR-1125	1125	44.29	225
TP5MR-1150	1150	45.28	230
TP5MR-1195	1195	47.05	239
TP5MR-1250	1250	49.21	250
TP5MR-1270	1270	50.00	254
TP5MR-1295	1295	50.98	259
TP5MR-1300	1300	51.18	260
TP5MR-1375	1375	54.13	275
TP5MR-1420	1420	55.91	284

Part No.	Pitch Length (mm)	Pitch Length (in)	Number of Teeth
TP5MR-1450	1450	57.09	290
TP5MR-1575	1575	62.01	315
TP5MR-1595	1595	62.80	319
TP5MR-1635	1635	64.37	327
TP5MR-1690	1690	66.54	338
TP5MR-1790	1790	70.47	358
TP5MR-1800	1800	70.87	360
TP5MR-1895	1895	74.61	379
TP5MR-1945	1945	76.57	389
TP5MR-2000	2000	78.74	400
TP5MR-2110	2110	83.07	422
TP5MR-2250	2250	88.58	450
TP5MR-2525	2525	99.41	505
TP5MR-2760	2760	108.66	552
TP5MR-3120	3120	122.83	624
TP5MR-3170	3170	124.80	634
TP5MR-3200	3200	125.98	640
TP5MR-3430	3430	135.04	686
TP5MR-3800	3800	149.61	760

TWIN POWER BELTS



# PowerGrip® HTD® Twin Power® Belts

Recommended Sprockets  
PowerGrip® HTD® Sprockets

**Notes**

3mm pitch are made to order. Minimum order quantities will apply on all lengths and widths. 5mm pitch in standard widths are standard/non-stock. Minimum order quantities are not required on standard lengths and widths.

3M HTD Standard Belt Widths		
Belt Width Code	Belt Width (mm)	Belt Width (In.)
06	6	0.236
09	9	0.354
15	15	0.591

5M HTD Standard Belt Widths		
Belt Width Code	Belt Width (mm)	Belt Width (In.)
09	9	0.354
15	15	0.591
25	25	0.984

PowerGrip HTD Twin Power part numbers are comprised of pitch, pitch length and width. For example; part number TP444-3M-09 denotes "TP" for Twin Power, 444mm pitch length, 3mm pitch and 9mm width.

Belt pitch is the distance in millimeters between two adjacent tooth centers as measured on the pitch line of the belt. Belt pitch length is the total length (circumference) in millimeters as measured along the pitch line. The theoretical pitch line of a PowerGrip HTD Twin Power belt lies within the tensile member.

## Product No. Series 9252

### 3mm Pitch

Part No.	Number of Teeth	Pitch Length (in)	Pitch Length (mm)
TP381-3M	127	15.00	381
TP396-3M	132	15.59	396
TP399-3M	133	15.71	399
TP405-3M	135	15.94	404
TP411-3M	137	16.18	410
TP417-3M	139	16.42	417
TP420-3M	140	16.54	420
TP426-3M	142	16.77	425
TP432-3M	144	17.01	432
TP435-3M	145	17.13	435
TP438-3M	146	17.24	437
TP447-3M	149	17.60	447
TP468-3M	156	18.43	468
TP471-3M	157	18.54	470
TP474-3M	158	18.66	473
TP480-3M	160	18.90	480
TP486-3M	162	19.13	485
TP489-3M	163	19.25	488
TP492-3M	164	19.37	492
TP873-3M	291	34.37	873
TP882-3M	294	34.72	881
TP891-3M	297	35.08	891
TP900-3M	300	35.43	899
TP915-3M	305	36.02	914
TP945-3M	315	37.20	944
TP951-3M	317	37.44	950

Part No.	Number of Teeth	Pitch Length (in)	Pitch Length (mm)
TP501-3M	167	19.72	500
TP510-3M	170	20.08	510
TP513-3M	171	20.20	513
TP525-3M	175	20.67	525
TP528-3M	176	20.79	528
TP531-3M	177	20.91	531
TP537-3M	179	21.14	536
TP558-3M	186	21.97	558
TP564-3M	188	22.20	563
TP570-3M	190	22.44	569
TP576-3M	192	22.68	576
TP585-3M	195	23.03	584
TP591-3M	197	23.07	585
TP597-3M	199	23.50	596
TP600-3M	200	23.62	599
TP606-3M	202	23.86	606
TP609-3M	203	23.98	609
TP612-3M	204	24.09	611
TP627-3M	209	24.69	627
TP981-3M	327	38.62	980
TP1002-3M	334	39.45	1002
TP1026-3M	342	40.39	1025
TP1035-3M	345	40.75	1035
TP1062-3M	354	41.81	1061
TP1125-3M	375	44.29	1124
TP1155-3M	385	45.47	1154

Part No.	Number of Teeth	Pitch Length (in)	Pitch Length (mm)
TP633-3M	211	24.92	632
TP639-3M	213	25.16	639
TP645-3M	215	25.39	644
TP648-3M	216	25.51	647
TP654-3M	218	25.75	657
TP657-3M	219	25.87	662
TP663-3M	221	26.10	669
TP669-3M	223	26.34	669
TP684-3M	228	26.93	684
TP687-3M	229	27.05	687
TP696-3M	232	27.40	695
TP711-3M	237	27.99	710
TP735-3M	245	28.94	735
TP738-3M	246	29.06	738
TP753-3M	251	29.65	753
TP795-3M	265	31.30	795
TP822-3M	274	32.36	821
TP837-3M	279	32.95	836
TP843-3M	281	33.19	843
TP1191-3M	397	46.89	1191
TP1263-3M	421	49.72	1262
TP1500-3M	500	59.06	1500
TP1512-3M	504	59.53	1512
TP1587-3M	529	62.48	1587
TP1956-3M	652	77.01	1956
TP2004-3M	668	78.90	2004

TWIN POWER BELTS



# PowerGrip® HTD® Twin Power® Belts

**Product No. Series 9252 (continued)**

**5mm Pitch**

Part No.	Number of Teeth	Pitch Length (in)	Pitch Length (mm)
TP400-5M	80	15.75	400
TP415-5M	83	16.34	415
TP425-5M	85	16.73	425
TP450-5M	90	17.72	450
TP460-5M	92	18.11	460
TP475-5M	95	18.70	475
TP480-5M	96	18.90	480
TP495-5M	99	19.49	495
TP500-5M	100	19.69	500
TP520-5M	104	20.47	520
TP535-5M	107	21.06	535
TP555-5M	111	21.85	555
TP565-5M	113	22.24	565
TP580-5M	116	22.83	580
TP585-5M	117	23.03	585
TP600-5M	120	23.62	600
TP615-5M	123	24.21	615
TP635-5M	127	25.00	635
TP655-5M	131	25.79	655
TP665-5M	133	26.18	665
TP670-5M	134	26.38	671
TP680-5M	136	26.77	680
TP685-5M	137	29.97	685

Part No.	Number of Teeth	Pitch Length (in)	Pitch Length (mm)
TP695-5M	139	29.36	695
TP710-5M	142	27.95	710
TP740-5M	148	29.13	740
TP745-5M	149	29.33	745
TP765-5M	153	30.12	765
TP790-5M	158	31.10	790
TP800-5M	160	31.50	800
TP830-5M	166	32.68	830
TP835-5M	167	32.87	835
TP850-5M	170	33.46	850
TP870-5M	174	34.25	870
TP890-5M	178	35.04	890
TP925-5M	185	36.42	925
TP950-5M	190	37.40	950
TP975-5M	195	38.39	975
TP985-5M	197	38.78	985
TP1000-5M	200	39.37	1000
TP1050-5M	210	41.34	1050
TP1115-5M	223	43.90	1115
TP1125-5M	225	44.29	1125
TP1195-5M	239	47.05	1195
TP1250-5M	250	49.21	1250
TP1270-5M	254	50.00	1270

Part No.	Number of Teeth	Pitch Length (in)	Pitch Length (mm)
TP1295-5M	259	50.98	1295
TP1375-5M	275	54.13	1629
TP1420-5M	284	55.91	1420
TP1575-5M	315	62.01	1575
TP1595-5M	319	62.80	1595
TP1635-5M	327	64.37	1635
TP1690-5M	338	66.54	1690
TP1720-5M	344	67.72	1720
TP1790-5M	358	70.47	1790
TP1800-5M	360	70.87	1800
TP1895-5M	379	74.61	1895
TP1945-5M	389	76.57	1945
TP1980-5M	396	77.95	1980
TP2000-5M	400	78.74	2000
TP2110-5M	422	83.07	2110
TP2250-5M	450	88.58	2250
TP2525-5M	505	99.41	2525
TP2760-5M	552	108.66	2760
TP3120-5M	624	122.83	3120
TP3170-5M	634	124.80	3170
TP3430-5M	686	135.04	3430
TP3800-5M	760	149.61	3800

TWIN POWER BELTS



# PowerGrip® Twin Power® Timing Belts

## Recommended Pulleys

PowerGrip Timing Pulleys

### Notes

Gates PowerGrip Twin Power Timing belt part numbers are comprised of pitch length, pitch and width. TP denotes Twin Power.

Length - The length is shown in the first part of the belt designation. The first number is the pitch length in tenths of an inch. A TP300L075 has a 30.0" pitch length.

Pitch - The pitch of a PowerGrip Twin Power Timing belt is the distance from center to center of the teeth (in inches). It is shown in the second part of the belt designation by a letter or letters. Part number TP300L075 has a .375" pitch. The letters correspond to pitches as follows: XL = Extra Light = 0.200" pitch; L = Light = 0.375" pitch; H = Heavy = 0.500" pitch.

Width - The width is shown in the last part of the belt designation. Part number TP300L075 is .75" wide.

## Product No. Series 9246

### 1/5" Pitch (.200"/XL) — 1/4" Wide

Part No.	Product No.	Number of Teeth	Pitch Length (in)	Weight (Lbs.)	Part No.	Product No.	Number of Teeth	Pitch Length (in)	Weight (Lbs.)
<sup>2</sup> TP126XL025	9246-1169	63	12.60	.008	TP250XL025	9246-1119	125	25.00	.017
TP130XL025	9246-1107	65	13.00	.009	<sup>2</sup> TP254XL025	9246-8111	127	25.40	.017
<sup>2</sup> TP132XL025	9246-1171	66	13.20	.009	<sup>2</sup> TP258XL025	9246-8112	129	25.80	.017
<sup>2</sup> TP134XL025	9246-1172	67	13.40	.009	TP260XL025	9246-1120	130	26.00	.018
<sup>2</sup> TP136XL025	9246-1173	68	13.60	.009	<sup>2</sup> TP262XL025	9246-8113	131	26.20	.018
<sup>2</sup> TP138XL025	9246-1174	69	13.80	.009	<sup>2</sup> TP264XL025	9246-8114	132	26.40	.018
<sup>2</sup> TP140XL025	9246-1108	70	14.00	.009	<sup>2</sup> TP266XL025	9246-8115	133	26.60	.018
<sup>2</sup> TP142XL025	9246-1175	71	14.20	.010	<sup>2</sup> TP268XL025	9246-8116	134	26.80	.018
<sup>2</sup> TP144XL025	9246-1176	72	14.40	.010	<sup>2</sup> TP274XL025	9246-8117	137	27.40	.018
TP146XL025	9246-1177	73	14.60	.010	TP280XL025	9246-1122	140	28.00	.019
<sup>2</sup> TP148XL025	9246-1178	74	14.80	.010	<sup>2</sup> TP286XL025	9246-8118	143	28.60	.019
TP150XL025	9246-1109	75	15.00	.010	TP290XL025	9246-1123	145	29.00	.020
<sup>2</sup> TP152XL025	9246-1179	76	15.20	.010	<sup>2</sup> TP296XL025	9246-8119	148	29.60	.020
TP156XL025	9246-1181	78	15.60	.011	TP300XL025	9246-1124	150	30.00	.020
<sup>2</sup> TP158XL025	9246-1182	79	15.80	.011	<sup>2</sup> TP306XL025	9246-8120	153	30.60	.021
TP160XL025	9246-1110	80	16.00	.011	TP310XL025	9246-1125	155	31.00	.021
<sup>2</sup> TP162XL025	9246-1183	81	16.20	.011	TP316XL025	9246-8121	158	31.60	.021
<sup>2</sup> TP166XL025	9246-1185	83	16.60	.011	TP320XL025	9246-8122	160	32.00	.022
<sup>2</sup> TP168XL025	9246-1186	84	16.80	.011	<sup>2</sup> TP322XL025	9246-8123	161	32.20	.022
TP170XL025	9246-1111	85	17.00	.011	TP330XL025	9246-1126	165	33.00	.022
<sup>2</sup> TP172XL025	9246-1187	86	17.20	.012	<sup>2</sup> TP338XL025	9246-8124	169	33.80	.023
<sup>2</sup> TP174XL025	9246-1188	87	17.40	.012	<sup>2</sup> TP340XL025	9246-1128	170	34.00	.023
TP176XL025	9246-1189	88	17.60	.012	TP344XL025	9246-8125	172	34.40	.023
<sup>2</sup> TP178XL025	9246-1190	89	17.80	.012	<sup>2</sup> TP348XL025	9246-8126	174	34.80	.023
TP180XL025	9246-1112	90	18.00	.012	<sup>2</sup> TP350XL025	9246-1127	175	35.00	.024
TP182XL025	9246-1191	91	18.20	.012	TP352XL025	9246-8146	176	35.20	.024
<sup>2</sup> TP184XL025	9246-1192	92	18.40	.012	TP362XL025	9246-8127	181	36.20	.024
<sup>2</sup> TP186XL025	9246-1193	93	18.60	.013	TP370XL025	9246-1129	185	37.00	.025
TP188XL025	9246-1194	94	18.80	.013	TP380XL025	9246-1130	190	38.00	.026
TP190XL025	9246-1113	95	19.00	.013	TP384XL025	9246-8128	192	38.40	.026
<sup>2</sup> TP192XL025	9246-1195	96	19.20	.013	TP390XL025	9246-1131	195	39.00	.026
TP200XL025	9246-1114	100	20.00	.013	<sup>2</sup> TP400XL025	9246-1132	200	40.00	.027
TP202XL025	9246-1197	101	20.20	.014	<sup>2</sup> TP412XL025	9246-8129	206	41.20	.028
<sup>2</sup> TP204XL025	9246-1198	102	20.40	.014	<sup>2</sup> TP420XL025	9246-1133	210	42.00	.028
<sup>2</sup> TP206XL025	9246-1199	103	20.60	.014	<sup>2</sup> TP424XL025	9246-8130	212	42.40	.029
TP210XL025	9246-1115	105	21.00	.014	<sup>2</sup> TP432XL025	9246-8131	216	43.20	.029
TP212XL025	9246-8100	106	21.20	.014	<sup>2</sup> TP438XL025	9246-8132	219	43.80	.030
TP214XL025	9246-8101	107	21.40	.014	<sup>2</sup> TP444XL025	9246-8133	222	44.40	.030
TP218XL025	9246-8102	109	21.80	.015	TP450XL025	9246-1134	225	45.00	.030
TP220XL025	9246-1116	110	22.00	.015	TP454XL025	9246-8134	227	45.40	.031
<sup>2</sup> TP222XL025	9246-8103	111	22.20	.015	TP460XL025	9246-1135	230	46.00	.031
<sup>2</sup> TP226XL025	9246-8104	113	22.60	.015	<sup>2</sup> TP468XL025	9246-8135	234	46.80	.032
<sup>2</sup> TP228XL025	9246-8105	114	22.80	.015	<sup>2</sup> TP480XL025	9246-1136	240	48.00	.032
TP230XL025	9246-1117	115	23.00	.016	TP492XL025	9246-8136	246	49.20	.033
<sup>2</sup> TP232XL025	9246-8106	116	23.20	.016	TP498XL025	9246-8137	249	49.80	.034
TP234XL025	9246-8107	117	23.40	.016	<sup>2</sup> TP500XL025	9246-1137	250	50.00	.034
<sup>2</sup> TP236XL025	9246-8108	118	23.60	.016	<sup>2</sup> TP506XL025	9246-8138	253	50.60	.034
TP240XL025	9246-1118	120	24.00	.016	<sup>2</sup> TP524XL025	9246-8139	262	52.40	.035
<sup>2</sup> TP244XL025	9246-8109	122	24.40	.016	<sup>2</sup> TP570XL025	9246-1138	285	57.00	.038
TP246XL025	9246-8110	123	24.60	.017	<sup>2</sup> TP580XL025	9246-8140	290	58.00	.039

2 MTO Minimum Required. Check with Customer Service for availability.



# PowerGrip® Twin Power® Timing Belts

## Product No. Series 9246 (continued)

### 1/5" Pitch (.200"/XL) — 1/4" Wide (continued)

Part No.	Product No.	Number of Teeth	Pitch Length (in)	Weight (Lbs.)
<sup>2</sup> TP592XL025	9246-8141	296	59.20	.040
<sup>2</sup> TP612XL025	9246-8142	306	61.20	.041
<sup>2</sup> TP630XL025	9246-1139	315	63.00	.042
<sup>2</sup> TP672XL025	9246-8143	336	67.20	.045

Part No.	Product No.	Number of Teeth	Pitch Length (in)	Weight (Lbs.)
TP690XL025	9246-8147	345	69.00	.047
<sup>2</sup> TP770XL025	9246-1140	385	77.00	.052
<sup>2</sup> TP850XL025	9246-8145	425	85.00	.057

### 1/5" Pitch (.200"/XL) — 3/8" Wide

Part No.	Product No.	Number of Teeth	Pitch Length (in)	Weight (Lbs.)
<sup>2</sup> TP126XL037	9246-1369	63	12.60	.013
TP130XL037	9246-1307	65	13.00	.013
<sup>2</sup> TP132XL037	9246-1371	66	13.20	.013
<sup>2</sup> TP134XL037	9246-1372	67	13.40	.014
<sup>2</sup> TP136XL037	9246-1373	68	13.60	.014
<sup>2</sup> TP138XL037	9246-1374	69	13.80	.014
TP140XL037	9246-1308	70	14.00	.014
<sup>2</sup> TP142XL037	9246-1375	71	14.20	.014
<sup>2</sup> TP144XL037	9246-1376	72	14.40	.015
TP146XL037	9246-1377	73	14.60	.015
<sup>2</sup> TP148XL037	9246-1378	74	14.80	.015
TP150XL037	9246-1309	75	15.00	.015
<sup>2</sup> TP152XL037	9246-1379	76	15.20	.015
TP156XL037	9246-1381	78	15.60	.016
<sup>2</sup> TP158XL037	9246-1382	79	15.80	.016
TP160XL037	9246-1310	80	16.00	.016
<sup>2</sup> TP162XL037	9246-1383	81	16.20	.016
<sup>2</sup> TP166XL037	9246-1385	83	16.60	.017
<sup>2</sup> TP168XL037	9246-1386	84	16.80	.017
TP170XL037	9246-1311	85	17.00	.017
<sup>2</sup> TP172XL037	9246-1387	86	17.20	.017
<sup>2</sup> TP174XL037	9246-1388	87	17.40	.018
TP176XL037	9246-1389	88	17.60	.018
<sup>2</sup> TP178XL037	9246-1390	89	17.80	.018
TP180XL037	9246-1312	90	18.00	.018
TP182XL037	9246-1391	91	18.20	.018
<sup>2</sup> TP184XL037	9246-1392	92	18.40	.019
<sup>2</sup> TP186XL037	9246-1393	93	18.60	.019
TP188XL037	9246-1394	94	18.80	.019
TP190XL037	9246-1313	95	19.00	.019
<sup>2</sup> TP192XL037	9246-1395	96	19.20	.019
TP200XL037	9246-1314	100	20.00	.020
TP202XL037	9246-1397	101	20.20	.020
<sup>2</sup> TP204XL037	9246-1398	102	20.40	.021
<sup>2</sup> TP206XL037	9246-1399	103	20.60	.021
TP210XL037	9246-1315	105	21.00	.021
TP212XL037	9246-8300	106	21.20	.021
TP214XL037	9246-8301	107	21.40	.022
<sup>2</sup> TP218XL037	9246-8302	109	21.80	.022
TP220XL037	9246-1316	110	22.00	.022
<sup>2</sup> TP222XL037	9246-8303	111	22.20	.022
<sup>2</sup> TP226XL037	9246-8304	113	22.60	.023
<sup>2</sup> TP228XL037	9246-8305	114	22.80	.023
TP230XL037	9246-1317	115	23.00	.023
<sup>2</sup> TP232XL037	9246-8306	116	23.20	.023
TP234XL037	9246-8307	117	23.40	.024
<sup>2</sup> TP236XL037	9246-8308	118	23.60	.024
TP240XL037	9246-1318	120	24.00	.024
<sup>2</sup> TP244XL037	9246-8309	122	24.40	.025
<sup>2</sup> TP246XL037	9246-8310	123	24.60	.025

Part No.	Product No.	Number of Teeth	Pitch Length (in)	Weight (Lbs.)
TP250XL037	9246-1319	125	25.00	.025
<sup>2</sup> TP254XL037	9246-8311	127	25.40	.026
<sup>2</sup> TP258XL037	9246-8312	129	25.80	.026
TP260XL037	9246-1320	130	26.00	.026
<sup>2</sup> TP262XL037	9246-8313	131	26.20	.026
<sup>2</sup> TP264XL037	9246-8314	132	26.40	.027
<sup>2</sup> TP266XL037	9246-8315	133	26.60	.027
<sup>2</sup> TP268XL037	9246-8316	134	26.80	.027
<sup>2</sup> TP274XL037	9246-8317	137	27.40	.028
TP280XL037	9246-1322	140	28.00	.028
<sup>2</sup> TP286XL037	9246-8318	143	28.60	.029
<sup>2</sup> TP290XL037	9246-1323	145	29.00	.029
<sup>2</sup> TP296XL037	9246-8319	148	29.60	.030
TP300XL037	9246-1324	150	30.00	.030
<sup>2</sup> TP306XL037	9246-8320	153	30.60	.031
TP310XL037	9246-1325	155	31.00	.031
TP316XL037	9246-8321	158	31.60	.032
TP320XL037	9246-8322	160	32.00	.032
<sup>2</sup> TP322XL037	9246-8323	161	32.20	.033
TP330XL037	9246-1326	165	33.00	.033
<sup>2</sup> TP338XL037	9246-8324	169	33.80	.034
TP340XL037	9246-1328	170	34.00	.034
TP344XL037	9246-8325	172	34.40	.035
<sup>2</sup> TP348XL037	9246-8326	174	34.80	.035
TP350XL037	9246-1327	175	35.00	.035
TP352XL037	9246-8346	176	35.20	.036
TP362XL037	9246-8327	181	36.20	.037
TP370XL037	9246-1329	185	37.00	.037
TP380XL037	9246-1330	190	38.00	.038
TP384XL037	9246-8328	192	38.40	.039
TP390XL037	9246-1331	195	39.00	.039
<sup>2</sup> TP400XL037	9246-1332	200	40.00	.040
<sup>2</sup> TP412XL037	9246-8329	206	41.20	.042
TP420XL037	9246-1333	210	42.00	.042
<sup>2</sup> TP424XL037	9246-8330	212	42.40	.043
<sup>2</sup> TP432XL037	9246-8331	216	43.20	.044
<sup>2</sup> TP438XL037	9246-8332	219	43.80	.044
<sup>2</sup> TP444XL037	9246-8333	222	44.40	.045
TP450XL037	9246-1334	225	45.00	.046
TP454XL037	9246-8334	227	45.40	.046
TP460XL037	9246-1335	230	46.00	.047
<sup>2</sup> TP468XL037	9246-8335	234	46.80	.047
<sup>2</sup> TP480XL037	9246-1336	240	48.00	.049
TP492XL037	9246-8336	246	49.20	.050
TP498XL037	9246-8337	249	49.80	.050
<sup>2</sup> TP500XL037	9246-1337	250	50.00	.051
<sup>2</sup> TP506XL037	9246-8338	253	50.60	.051
<sup>2</sup> TP524XL037	9246-8339	262	52.40	.053
<sup>2</sup> TP570XL037	9246-1338	285	57.00	.058
<sup>2</sup> TP580XL037	9246-8340	290	58.00	.059

<sup>2</sup> MTO Minimum Required. Check with Customer Service for availability.

TWIN POWER BELTS



# PowerGrip® Twin Power® Timing Belts

## Product No. Series 9246 (continued)

### 1/5" Pitch (.200"/XL) — 3/8" Wide (continued)

Part No.	Product No.	Number of Teeth	Pitch Length (in)	Weight (Lbs.)
<sup>2</sup> TP592XL037	9246-8341	296	59.20	.060
<sup>2</sup> TP612XL037	9246-8342	306	61.20	.062
<sup>2</sup> TP630XL037	9246-1339	315	63.00	.064
<sup>2</sup> TP672XL037	9246-8343	336	67.20	.068

Part No.	Product No.	Number of Teeth	Pitch Length (in)	Weight (Lbs.)
TP690XL037	9246-8347	345	69.00	.070
<sup>2</sup> TP770XL037	9246-1340	385	77.00	.078
<sup>2</sup> TP850XL037	9246-8345	425	85.00	.086

### 3/8" Pitch (.375"/L) — 1/2" Wide

Part No.	Product No.	Number of Teeth	Pitch Length (in)	Weight (Lbs.)
TP150L050	9246-2101	40	15.00	.034
<sup>2</sup> TP154L050	9246-2127	41	15.38	.035
<sup>2</sup> TP158L050	9246-2128	42	15.75	.036
<sup>2</sup> TP165L050	9246-2121	44	16.50	.037
<sup>2</sup> TP176L050	9246-7133	47	17.63	.040
TP187L050	9246-2102	50	18.75	.042
<sup>2</sup> TP195L050	9246-2122	52	19.50	.044
<sup>2</sup> TP199L050	9246-7134	53	19.88	.045
TP210L050	9246-2103	56	21.00	.048
TP218L050	9246-7136	58	21.75	.050
TP225L050	9246-2104	60	22.50	.051
TP240L050	9246-2105	64	24.00	.055
<sup>2</sup> TP248L050	9246-7137	66	24.75	.056
TP255L050	9246-2106	68	25.50	.058
<sup>2</sup> TP263L050	9246-7138	70	26.25	.060
TP270L050	9246-2107	72	27.00	.061
TP285L050	9246-2108	76	28.50	.065
TP300L050	9246-2109	80	30.00	.068

Part No.	Product No.	Number of Teeth	Pitch Length (in)	Weight (Lbs.)
<sup>2</sup> TP315L050	9246-2123	84	31.50	.072
TP322L050	9246-2110	86	32.25	.073
TP345L050	9246-2111	92	34.50	.078
TP367L050	9246-2112	98	36.75	.083
<sup>2</sup> TP375L050	9246-7139	100	37.50	.085
TP390L050	9246-2113	104	39.00	.089
TP420L050	9246-2114	112	42.00	.095
<sup>2</sup> TP446L050	9246-7140	119	44.63	.101
TP450L050	9246-2115	120	45.00	.102
TP480L050	9246-2116	128	48.00	.109
TP510L050	9246-2117	136	51.00	.116
TP540L050	9246-2118	144	54.00	.123
<sup>2</sup> TP566L050	9246-7141	151	56.63	.129
TP600L050	9246-2119	160	60.00	.136
TP660L050	9246-2120	176	66.00	.150
TP817L050	9246-2125	218	81.75	.186
<sup>2</sup> TP900L050	9246-2126	240	90.00	.204
<sup>2</sup> TP945L050	9246-7148	252	94.50	.215

### 3/8" Pitch (.375"/L) — 3/4" Wide

Part No.	Product No.	Number of Teeth	Pitch Length (in)	Weight (Lbs.)
TP150L075	9246-2201	40	15.00	.051
<sup>2</sup> TP154L075	9246-2227	41	15.38	.052
<sup>2</sup> TP158L075	9246-2228	42	15.75	.054
<sup>2</sup> TP165L075	9246-2221	44	16.50	.056
<sup>2</sup> TP176L075	9246-7223	47	17.63	.060
TP187L075	9246-2202	50	18.75	.064
<sup>2</sup> TP195L075	9246-2222	52	19.50	.066
<sup>2</sup> TP199L075	9246-7234	53	19.88	.068
TP210L075	9246-2203	56	21.00	.072
<sup>2</sup> TP218L075	9246-7236	58	21.75	.074
TP225L075	9246-2204	60	22.50	.077
TP240L075	9246-2205	64	24.00	.082
<sup>2</sup> TP248L075	9246-7237	66	24.75	.084
TP255L075	9246-2206	68	25.50	.087
<sup>2</sup> TP263L075	9246-7238	70	26.25	.090
TP270L075	9246-2207	72	27.00	.092
TP285L075	9246-2208	76	28.50	.097
TP300L075	9246-2209	80	30.00	.102

Part No.	Product No.	Number of Teeth	Pitch Length (in)	Weight (Lbs.)
<sup>2</sup> TP315L075	9246-2223	84	31.50	.107
TP322L075	9246-2210	86	32.25	.110
TP345L075	9246-2211	92	34.50	.118
TP367L075	9246-2212	98	36.75	.125
<sup>2</sup> TP375L075	9246-7239	100	37.50	.128
TP390L075	9246-2213	104	39.00	.133
TP420L075	9246-2214	112	42.00	.143
<sup>2</sup> TP446L075	9246-7240	119	44.63	.152
TP450L075	9246-2215	120	45.00	.153
TP480L075	9246-2216	128	48.00	.164
TP510L075	9246-2217	136	51.00	.174
TP540L075	9246-2218	144	54.00	.184
<sup>2</sup> TP566L075	9246-7241	151	56.63	.193
TP600L075	9246-2219	160	60.00	.204
TP660L075	9246-2220	176	66.00	.225
TP817L075	9246-2225	218	81.75	.278
<sup>2</sup> TP900L075	9246-2226	240	90.00	.307
<sup>2</sup> TP945L075	9246-7248	252	94.50	.322

### 3/8" Pitch (.375"/L) — 1" Wide

Part No.	Product No.	Number of Teeth	Pitch Length (in)	Weight (Lbs.)
TP150L100	9246-2301	40	15.00	.068
<sup>2</sup> TP154L100	9246-2327	41	15.38	.070
<sup>2</sup> TP158L100	9246-2328	42	15.75	.072
<sup>2</sup> TP165L100	9246-2321	44	16.50	.075

Part No.	Product No.	Number of Teeth	Pitch Length (in)	Weight (Lbs.)
<sup>2</sup> TP176L100	9246-7333	47	17.63	.080
TP187L100	9246-2302	50	18.75	.085
<sup>2</sup> TP195L100	9246-2322	52	19.50	.089
<sup>2</sup> TP199L100	9246-7334	53	19.88	.090

<sup>2</sup> MTO Minimum Required. Check with Customer Service for availability.



# PowerGrip® Twin Power® Timing Belts

## Product No. Series 9246 (continued)

### 3/8" Pitch (.375"/L) — 1" Wide (continued)

Part No.	Product No.	Number of Teeth	Pitch Length (in)	Weight (Lbs.)	Part No.	Product No.	Number of Teeth	Pitch Length (in)	Weight (Lbs.)
TP210L100	9246-2303	56	21.00	.095	<sup>2</sup> TP375L100	9246-7339	100	37.50	.170
<sup>2</sup> TP218L100	9246-7336	58	21.75	.099	TP390L100	9246-2313	104	39.00	.177
TP225L100	9246-2304	60	22.50	.102	TP420L100	9246-2314	112	42.00	.191
TP240L100	9246-2305	64	24.00	.109	<sup>2</sup> TP446L100	9246-7340	119	44.63	.203
<sup>2</sup> TP248L100	9246-7337	66	24.75	.113	TP450L100	9246-2315	120	45.00	.204
TP255L100	9246-2306	68	25.50	.116	TP480L100	9246-2316	128	48.00	.218
<sup>2</sup> TP263L100	9246-7338	70	26.25	.119	TP510L100	9246-2317	136	51.00	.232
TP270L100	9246-2307	72	27.00	.123	TP540L100	9246-2318	144	54.00	.245
TP285L100	9246-2308	76	28.50	.129	<sup>2</sup> TP566L100	9246-7341	151	56.63	.257
TP300L100	9246-2309	80	30.00	.136	TP600L100	9246-2319	160	60.00	.273
<sup>2</sup> TP315L100	9246-2323	84	31.50	.143	TP660L100	9246-2320	176	66.00	.300
TP322L100	9246-2310	86	32.25	.146	TP817L100	9246-2325	218	81.75	.371
TP345L100	9246-2311	92	34.50	.157	TP900L100	9246-2326	240	90.00	.409
TP367L100	9246-2312	98	36.75	.167	<sup>2</sup> TP945L100	9246-7348	252	94.50	.429

### 1/2" Pitch (.500"/H) — 3/4" Wide

Part No.	Product No.	Number of Teeth	Pitch Length (in)	Weight (Lbs.)	Part No.	Product No.	Number of Teeth	Pitch Length (in)	Weight (Lbs.)
<sup>2</sup> TP210H075	9246-3125	42	21.00	.103	<sup>2</sup> TP585H075	9246-3136	117	58.50	.286
<sup>2</sup> TP220H075	9246-3126	44	22.00	.108	TP600H075	9246-3112	120	60.00	.294
<sup>2</sup> TP225H075	9246-3145	45	22.50	.110	<sup>2</sup> TP605H075	9246-8155	121	60.50	.296
<sup>2</sup> TP230H075	9246-3127	46	23.00	.113	TP630H075	9246-3113	126	63.00	.308
TP240H075	9246-3100	48	24.00	.118	<sup>2</sup> TP645H075	9246-3137	129	64.50	.316
TP270H075	9246-3101	54	27.00	.132	<sup>2</sup> TP655H075	9246-8156	131	65.50	.321
TP300H075	9246-3102	60	30.00	.147	TP660H075	9246-3114	132	66.00	.323
<sup>2</sup> TP310H075	9246-3103	62	31.00	.152	TP700H075	9246-3115	140	70.00	.343
<sup>2</sup> TP315H075	9246-3147	63	31.50	.154	<sup>2</sup> TP730H075	9246-3138	146	73.00	.357
<sup>2</sup> TP320H075	9246-3128	64	32.00	.157	TP750H075	9246-3116	150	75.00	.367
TP330H075	9246-3124	66	33.00	.162	<sup>2</sup> TP775H075	9246-8158	155	77.50	.379
<sup>2</sup> TP340H075	9246-3129	68	34.00	.166	<sup>2</sup> TP780H075	9246-3139	156	78.00	.382
<sup>2</sup> TP350H075	9246-3130	70	35.00	.171	TP800H075	9246-3117	160	80.00	.392
TP360H075	9246-3104	72	36.00	.176	<sup>2</sup> TP820H075	9246-3140	164	82.00	.402
<sup>2</sup> TP370H075	9246-3131	74	37.00	.181	<sup>2</sup> TP840H075	9246-3141	168	84.00	.411
TP390H075	9246-3105	78	39.00	.191	TP850H075	9246-3118	170	85.00	.416
<sup>2</sup> TP400H075	9246-3132	80	40.00	.196	TP900H075	9246-3119	180	90.00	.441
<sup>2</sup> TP410H075	9246-3133	82	41.00	.201	<sup>2</sup> TP960H075	9246-3142	192	96.00	.470
<sup>2</sup> TP415H075	9246-3148	83	41.50	.203	TP1000H075	9246-3120	200	100.00	.490
TP420H075	9246-3106	84	42.00	.206	TP1100H075	9246-3121	220	110.00	.539
<sup>2</sup> TP445H075	9246-3149	89	44.50	.218	TP1140H075	9246-3143	228	114.00	.558
TP450H075	9246-3107	90	45.00	.220	<sup>2</sup> TP1180H075	9246-8161	236	118.00	.578
<sup>2</sup> TP455H075	9246-8150	91	45.50	.223	TP1250H075	9246-3122	250	125.00	.612
<sup>2</sup> TP465H075	9246-8151	93	46.50	.228	TP1400H075	9246-3123	280	140.00	.686
TP480H075	9246-3108	96	48.00	.235	<sup>2</sup> TP1510H075	9246-8165	302	151.00	.739
<sup>2</sup> TP490H075	9246-3134	98	49.00	.240	<sup>2</sup> TP1550H075	9246-3144	310	155.00	.759
<sup>2</sup> TP495H075	9246-8152	99	49.50	.242	TP1645H075	9246-8166	329	164.50	.806
TP510H075	9246-3109	102	51.00	.250	<sup>2</sup> TP1680H075	9246-8167	336	168.00	.823
TP525H075	9246-8153	105	52.50	.257	TP1700H075	9246-3146	340	170.00	.832
TP540H075	9246-3110	108	54.00	.264	<sup>2</sup> TP2090H075	9246-8168	418	209.00	1.023
<sup>2</sup> TP555H075	9246-8154	111	55.50	.272	<sup>2</sup> TP2100H075	9246-8169	420	210.00	1.028
TP560H075	9246-3135	112	56.00	.274	<sup>2</sup> TP2120H075	9246-8170	424	212.00	1.038
TP570H075	9246-3111	114	57.00	.279	<sup>2</sup> TP2330H075	9246-8171	466	233.00	1.141

### 1/2" Pitch (.500"/H) — 1" Wide

Part No.	Product No.	Number of Teeth	Pitch Length (in)	Weight (Lbs.)	Part No.	Product No.	Number of Teeth	Pitch Length (in)	Weight (Lbs.)
<sup>2</sup> TP210H100	9246-3225	42	21.00	.137	<sup>2</sup> TP225H100	9246-3245	45	22.50	.147
<sup>2</sup> TP220H100	9246-3226	44	22.00	.144	<sup>2</sup> TP230H100	9246-3227	46	23.00	.150

2 MTO Minimum Required. Check with Customer Service for availability.

TWIN POWER BELTS



# PowerGrip® Twin Power® Timing Belts

## Product No. Series 9246 (continued)

### 1/2" Pitch (.500"/H) — 1" Wide (continued)

Part No.	Product No.	Number of Teeth	Pitch Length (in)	Weight (Lbs.)
TP240H100	9246-3200	48	24.00	.157
TP270H100	9246-3201	54	27.00	.176
TP300H100	9246-3202	60	30.00	.196
<sup>2</sup> TP310H100	9246-3203	62	31.00	.202
<sup>2</sup> TP315H100	9246-3247	63	31.50	.206
<sup>2</sup> TP320H100	9246-3228	64	32.00	.209
TP330H100	9246-3224	66	33.00	.215
<sup>2</sup> TP340H100	9246-3229	68	34.00	.222
<sup>2</sup> TP350H100	9246-3230	70	35.00	.229
TP360H100	9246-3204	72	36.00	.235
<sup>2</sup> TP370H100	9246-3231	74	37.00	.242
TP390H100	9246-3205	78	39.00	.255
TP400H100	9246-3232	80	40.00	.261
<sup>2</sup> TP410H100	9246-3233	82	41.00	.268
<sup>2</sup> TP415H100	9246-3248	83	41.50	.271
TP420H100	9246-3206	84	42.00	.274
TP445H100	9246-3249	89	44.50	.291
TP450H100	9246-3207	90	45.00	.294
<sup>2</sup> TP455H100	9246-8250	91	45.50	.297
<sup>2</sup> TP465H100	9246-8251	93	46.50	.304
TP480H100	9246-3208	96	48.00	.313
TP490H100	9246-3234	98	49.00	.320
<sup>2</sup> TP495H100	9246-8252	99	49.50	.323
TP510H100	9246-3209	102	51.00	.333
<sup>2</sup> TP525H100	9246-8253	105	52.50	.343
TP540H100	9246-3210	108	54.00	.353
TP555H100	9246-8254	111	55.50	.362
TP560H100	9246-3235	112	56.00	.366
TP570H100	9246-3211	114	57.00	.372
<sup>2</sup> TP585H100	9246-3236	117	58.50	.382
TP600H100	9246-3212	120	60.00	.392

Part No.	Product No.	Number of Teeth	Pitch Length (in)	Weight (Lbs.)
<sup>2</sup> TP605H100	9246-8255	121	60.50	.395
TP630H100	9246-3213	126	63.00	.411
TP645H100	9246-3237	129	64.50	.421
<sup>2</sup> TP655H100	9246-8256	131	65.50	.428
TP660H100	9246-3214	132	66.00	.431
TP700H100	9246-3215	140	70.00	.457
TP730H100	9246-3238	146	73.00	.477
TP750H100	9246-3216	150	75.00	.490
<sup>2</sup> TP775H100	9246-8258	155	77.50	.506
TP780H100	9246-3239	156	78.00	.509
TP800H100	9246-3217	160	80.00	.522
TP820H100	9246-3240	164	82.00	.535
<sup>2</sup> TP840H100	9246-3241	168	84.00	.548
TP850H100	9246-3218	170	85.00	.555
TP900H100	9246-3219	180	90.00	.588
<sup>2</sup> TP960H100	9246-3242	192	96.00	.627
TP1000H100	9246-3220	200	100.00	.653
TP1100H100	9246-3221	220	110.00	.718
TP1140H100	9246-3243	228	114.00	.744
TP1180H100	9246-8261	236	118.00	.770
TP1250H100	9246-3222	250	125.00	.816
TP1400H100	9246-3223	280	140.00	.914
<sup>2</sup> TP1510H100	9246-8265	302	151.00	.986
<sup>2</sup> TP1550H100	9246-3244	310	155.00	1.012
TP1645H100	9246-8266	329	164.50	1.074
<sup>2</sup> TP1680H100	9246-8267	336	168.00	1.097
TP1700H100	9246-3246	340	170.00	1.110
TP2090H100	9246-8268	418	209.00	1.365
<sup>2</sup> TP2100H100	9246-8269	420	210.00	1.371
<sup>2</sup> TP2120H100	9246-8270	424	212.00	1.384
<sup>2</sup> TP2330H100	9246-8271	466	233.00	1.521

### 1/2" Pitch (.500"/H) — 1 1/2" Wide

Part No.	Product No.	Number of Teeth	Pitch Length (in)	Weight (Lbs.)
<sup>2</sup> TP210H150	9246-3325	42	21.00	.206
<sup>2</sup> TP220H150	9246-3326	44	22.00	.215
<sup>2</sup> TP225H150	9246-3345	45	22.50	.220
<sup>2</sup> TP230H150	9246-3327	46	23.00	.225
TP240H150	9246-3300	48	24.00	.235
TP270H150	9246-3301	54	27.00	.264
<sup>2</sup> TP300H150	9246-3302	60	30.00	.294
<sup>2</sup> TP310H150	9246-3303	62	31.00	.304
<sup>2</sup> TP315H150	9246-3347	63	31.50	.308
<sup>2</sup> TP320H150	9246-3328	64	32.00	.313
TP330H150	9246-3324	66	33.00	.323
<sup>2</sup> TP340H150	9246-3329	68	34.00	.333
<sup>2</sup> TP350H150	9246-3330	70	35.00	.343
TP360H150	9246-3304	72	36.00	.353
<sup>2</sup> TP370H150	9246-3331	74	37.00	.362
TP390H150	9246-3305	78	39.00	.382
<sup>2</sup> TP400H150	9246-3332	80	40.00	.392
<sup>2</sup> TP410H150	9246-3333	82	41.00	.402
<sup>2</sup> TP415H150	9246-3348	83	41.50	.406
TP420H150	9246-3306	84	42.00	.411
<sup>2</sup> TP445H150	9246-3349	89	44.50	.436
TP450H150	9246-3307	90	45.00	.441
<sup>2</sup> TP455H150	9246-8350	91	45.50	.446

Part No.	Product No.	Number of Teeth	Pitch Length (in)	Weight (Lbs.)
TP465H150	9246-8351	93	46.50	.455
TP480H150	9246-3308	96	48.00	.470
<sup>2</sup> TP490H150	9246-3334	98	49.00	.480
<sup>2</sup> TP495H150	9246-8352	99	49.50	.485
TP510H150	9246-3309	102	51.00	.499
<sup>2</sup> TP525H150	9246-8353	105	52.50	.514
TP540H150	9246-3310	108	54.00	.529
<sup>2</sup> TP555H150	9246-8354	111	55.50	.544
TP560H150	9246-3335	112	56.00	.548
TP570H150	9246-3311	114	57.00	.558
<sup>2</sup> TP585H150	9246-3336	117	58.50	.573
TP600H150	9246-3312	120	60.00	.588
TP605H150	9246-8355	121	60.50	.593
TP630H150	9246-3313	126	63.00	.617
<sup>2</sup> TP645H150	9246-3337	129	64.50	.632
<sup>2</sup> TP655H150	9246-8356	131	65.50	.641
TP660H150	9246-3314	132	66.00	.646
TP700H150	9246-3315	140	70.00	.686
<sup>2</sup> TP730H150	9246-3338	146	73.00	.715
TP750H150	9246-3316	150	75.00	.735
<sup>2</sup> TP775H150	9246-8358	155	77.50	.759
<sup>2</sup> TP780H150	9246-3339	156	78.00	.764
TP800H150	9246-3317	160	80.00	.783

<sup>2</sup> MTO Minimum Required. Check with Customer Service for availability.



# PowerGrip® Twin Power® Timing Belts

## Product No. Series 9246 (continued)

### 1/2" Pitch (.500"/H) — 1 1/2" Wide (continued)

Part No.	Product No.	Number of Teeth	Pitch Length (in)	Weight (Lbs.)	Part No.	Product No.	Number of Teeth	Pitch Length (in)	Weight (Lbs.)
<sup>2</sup> TP820H150	9246-3340	164	82.00	.803	TP1400H150	9246-3323	280	140.00	1.371
<sup>2</sup> TP840H150	9246-3341	168	84.00	.823	TP1510H150	9246-8365	302	151.00	1.479
TP850H150	9246-3318	170	85.00	.832	<sup>2</sup> TP1550H150	9246-3344	310	155.00	1.518
TP900H150	9246-3319	180	90.00	.881	TP1645H150	9246-8366	329	164.50	1.611
<sup>2</sup> TP960H150	9246-3342	192	96.00	.940	<sup>2</sup> TP1680H150	9246-8367	336	168.00	1.645
TP1000H150	9246-3320	200	100.00	.979	TP1700H150	9246-3346	340	170.00	1.665
TP1100H150	9246-3321	220	110.00	1.077	TP2090H150	9246-8368	418	209.00	2.047
TP1140H150	9246-3343	228	114.00	1.116	<sup>2</sup> TP2100H150	9246-8369	420	210.00	2.057
<sup>2</sup> TP1180H150	9246-8361	236	118.00	1.156	<sup>2</sup> TP2120H150	9246-8370	424	212.00	2.076
TP1250H150	9246-3322	250	125.00	1.224	TP2330H150	9246-8371	466	233.00	2.282

### 1/2" Pitch (.500"/H) — 2" Wide

Part No.	Product No.	Number of Teeth	Pitch Length (in)	Weight (Lbs.)	Part No.	Product No.	Number of Teeth	Pitch Length (in)	Weight (Lbs.)
<sup>2</sup> TP210H200	9246-3425	42	21.00	.274	<sup>2</sup> TP585H200	9246-3436	117	58.50	.764
<sup>2</sup> TP220H200	9246-3426	44	22.00	.287	TP600H200	9246-3412	120	60.00	.783
<sup>2</sup> TP225H200	9246-3445	45	22.50	.294	<sup>2</sup> TP605H200	9246-8455	121	60.50	.790
<sup>2</sup> TP230H200	9246-3427	46	23.00	.300	TP630H200	9246-3413	126	63.00	.823
<sup>2</sup> TP240H200	9246-3400	48	24.00	.313	<sup>2</sup> TP645H200	9246-3437	129	64.50	.842
TP270H200	9246-3401	54	27.00	.353	<sup>2</sup> TP655H200	9246-8456	131	65.50	.855
TP300H200	9246-3402	60	30.00	.392	TP660H200	9246-3414	132	66.00	.862
<sup>2</sup> TP310H200	9246-3403	62	31.00	.405	TP700H200	9246-3415	140	70.00	.914
<sup>2</sup> TP315H200	9246-3447	63	31.50	.411	<sup>2</sup> TP730H200	9246-3438	146	73.00	.953
<sup>2</sup> TP320H200	9246-3428	64	32.00	.418	TP750H200	9246-3416	150	75.00	.979
TP330H200	9246-3424	66	33.00	.431	<sup>2</sup> TP775H200	9246-8458	155	77.50	1.012
<sup>2</sup> TP340H200	9246-3429	68	34.00	.444	<sup>2</sup> TP780H200	9246-3439	156	78.00	1.019
<sup>2</sup> TP350H200	9246-3430	70	35.00	.457	TP800H200	9246-3417	160	80.00	1.045
TP360H200	9246-3404	72	36.00	.470	<sup>2</sup> TP820H200	9246-3440	164	82.00	1.071
<sup>2</sup> TP370H200	9246-3431	74	37.00	.483	<sup>2</sup> TP840H200	9246-3441	168	84.00	1.097
TP390H200	9246-3405	78	39.00	.509	TP850H200	9246-3418	170	85.00	1.110
<sup>2</sup> TP400H200	9246-3432	80	40.00	.522	TP900H200	9246-3419	180	90.00	1.175
<sup>2</sup> TP410H200	9246-3433	82	41.00	.535	<sup>2</sup> TP960H200	9246-3442	192	96.00	1.254
<sup>2</sup> TP415H200	9246-3448	83	41.50	.542	TP1000H200	9246-3420	200	100.00	1.306
TP420H200	9246-3406	84	42.00	.548	TP1100H200	9246-3421	220	110.00	1.436
<sup>2</sup> TP445H200	9246-3449	89	44.50	.581	TP1140H200	9246-3443	228	114.00	1.489
TP450H200	9246-3407	90	45.00	.588	<sup>2</sup> TP1180H200	9246-8461	236	118.00	1.541
<sup>2</sup> TP455H200	9246-8450	91	45.50	.594	TP1250H200	9246-3422	250	125.00	1.632
<sup>2</sup> TP465H200	9246-8451	93	46.50	.607	TP1400H200	9246-3423	280	140.00	1.828
TP480H200	9246-3408	96	48.00	.627	<sup>2</sup> TP1510H200	9246-8465	302	151.00	1.972
<sup>2</sup> TP490H200	9246-3434	98	49.00	.640	<sup>2</sup> TP1550H200	9246-3444	310	155.00	2.024
<sup>2</sup> TP495H200	9246-8452	99	49.50	.646	TP1645H200	9246-8466	329	164.50	2.148
TP510H200	9246-3409	102	51.00	.666	<sup>2</sup> TP1680H200	9246-8467	336	168.00	2.194
<sup>2</sup> TP525H200	9246-8453	105	52.50	.686	TP1700H200	9246-3446	340	170.00	2.220
TP540H200	9246-3410	108	54.00	.705	<sup>2</sup> TP2090H200	9246-8468	418	209.00	2.729
<sup>2</sup> TP555H200	9246-8454	111	55.50	.725	<sup>2</sup> TP2100H200	9246-8469	420	210.00	2.742
TP560H200	9246-3435	112	56.00	.731	<sup>2</sup> TP2120H200	9246-8470	424	212.00	2.768
TP570H200	9246-3411	114	57.00	.744	<sup>2</sup> TP2330H200	9246-8471	466	233.00	3.043

### 1/2" Pitch (.500"/H) — 3" Wide

Part No.	Product No.	Number of Teeth	Pitch Length (in)	Weight (Lbs.)	Part No.	Product No.	Number of Teeth	Pitch Length (in)	Weight (Lbs.)
<sup>2</sup> TP210H300	9246-3525	42	21.00	.411	TP300H300	9246-3502	60	30.00	.588
<sup>2</sup> TP220H300	9246-3526	44	22.00	.431	<sup>2</sup> TP310H300	9246-3503	62	31.00	.607
<sup>2</sup> TP225H300	9246-3545	45	22.50	.441	<sup>2</sup> TP315H300	9246-3547	63	31.50	.617
<sup>2</sup> TP230H300	9246-3527	46	23.00	.451	<sup>2</sup> TP320H300	9246-3528	64	32.00	.627
TP240H300	9246-3500	48	24.00	.470	TP330H300	9246-3524	66	33.00	.646
TP270H300	9246-3501	54	27.00	.529	<sup>2</sup> TP340H300	9246-3529	68	34.00	.666

<sup>2</sup> MTO Minimum Required. Check with Customer Service for availability.

TWIN POWER BELTS



# PowerGrip® Twin Power® Timing Belts

Product No. Series 9246 (continued)

1/2" Pitch (.500"/H) — 3" Wide (continued)

Part No.	Product No.	Number of Teeth	Pitch Length (in)	Weight (Lbs.)	Part No.	Product No.	Number of Teeth	Pitch Length (in)	Weight (Lbs.)
<sup>2</sup> TP350H300	9246-3530	70	35.00	.686	TP660H300	9246-3514	132	66.00	1.293
TP360H300	9246-3504	72	36.00	.705	TP700H300	9246-3515	140	70.00	1.371
<sup>2</sup> TP370H300	9246-3531	74	37.00	.725	TP730H300	9246-3538	146	73.00	1.430
TP390H300	9246-3505	78	39.00	.764	TP750H300	9246-3516	150	75.00	1.469
<sup>2</sup> TP400H300	9246-3532	80	40.00	.783	<sup>2</sup> TP775H300	9246-8558	155	77.50	1.518
<sup>2</sup> TP410H300	9246-3533	82	41.00	.803	<sup>2</sup> TP780H300	9246-3539	156	78.00	1.528
<sup>2</sup> TP415H300	9246-3548	83	41.50	.813	TP800H300	9246-3517	160	80.00	1.567
TP420H300	9246-3506	84	42.00	.823	<sup>2</sup> TP820H300	9246-3540	164	82.00	1.606
<sup>2</sup> TP445H300	9246-3549	89	44.50	.872	TP840H300	9246-3541	168	84.00	1.645
TP450H300	9246-3507	90	45.00	.881	TP850H300	9246-3518	170	85.00	1.665
<sup>2</sup> TP455H300	9246-8550	91	45.50	.891	TP900H300	9246-3519	180	90.00	1.763
<sup>2</sup> TP465H300	9246-8551	93	46.50	.911	TP960H300	9246-3542	192	96.00	1.880
<sup>2</sup> TP480H300	9246-3508	96	48.00	.940	TP1000H300	9246-3520	200	100.00	1.959
<sup>2</sup> TP490H300	9246-3534	98	49.00	.960	TP1100H300	9246-3521	220	110.00	2.155
<sup>2</sup> TP495H300	9246-8552	99	49.50	.970	TP1140H300	9246-3543	228	114.00	2.233
TP510H300	9246-3509	102	51.00	.999	<sup>2</sup> TP1180H300	9246-8561	236	118.00	2.311
<sup>2</sup> TP525H300	9246-8553	105	52.50	1.028	TP1250H300	9246-3522	250	125.00	2.448
TP540H300	9246-3510	108	54.00	1.058	TP1400H300	9246-3523	280	140.00	2.742
<sup>2</sup> TP555H300	9246-8554	111	55.50	1.087	<sup>2</sup> TP1510H300	9246-8565	302	151.00	2.958
TP560H300	9246-3535	112	56.00	1.097	<sup>2</sup> TP1550H300	9246-3544	310	155.00	3.036
<sup>2</sup> TP570H300	9246-3511	114	57.00	1.116	TP1645H300	9246-8566	329	164.50	3.222
<sup>2</sup> TP585H300	9246-3536	117	58.50	1.146	<sup>2</sup> TP1680H300	9246-8567	336	168.00	3.291
TP600H300	9246-3512	120	60.00	1.175	TP1700H300	9246-3546	340	170.00	3.330
<sup>2</sup> TP605H300	9246-8555	121	60.50	1.185	TP2090H300	9246-8568	418	209.00	4.094
<sup>2</sup> TP630H300	9246-3513	126	63.00	1.234	<sup>2</sup> TP2100H300	9246-8569	420	210.00	4.113
<sup>2</sup> TP645H300	9246-3537	129	64.50	1.263	<sup>2</sup> TP2120H300	9246-8570	424	212.00	4.152
<sup>2</sup> TP655H300	9246-8556	131	65.50	1.283	<sup>2</sup> TP2330H300	9246-8571	466	233.00	4.564

TWIN POWER BELTS

<sup>2</sup> MTO Minimum Required. Check with Customer Service for availability.



# Long-Length Poly Chain® GT® Carbon™ Belting

## Recommended Sprockets

Poly Chain GT Sprockets

### Notes

Minimum order length for Poly Chain GT Carbon belting is 50 feet, ordered in 50 foot increments thereafter. Continuous lengths, if needed, must be specified when ordering, and must be ordered in increments of the minimum order quantity. Continuous lengths may require lead times.

Minimum order quantities may vary for non-standard widths. Check with Customer Service.

Poly Chain GT Carbon belting can be used on existing drives as replacement for Poly Chain GT belting.

## Product No. Series 9302

### 8mm Pitch

Part No.	Product No.	Width (mm)	Weight (Lbs.)	Min. Order Qty.	Max. Cont. Length
LL8MGT-012	9302-1000	12	.040	50 ft.	900 ft.
LL8MGT-021	9302-1100	21	.070	50 ft.	504 ft.
LL8MGT-036	9302-1200	36	.110	50 ft.	298 ft.

### 14mm Pitch

Part No.	Product No.	Width (mm)	Weight (Lbs.)	Min. Order Qty.	Max. Cont. Length
LL14MGT-020	9302-1300	20	.110	50 ft.	522 ft.
LL14MGT-037	9302-1400	37	.190	50 ft.	298 ft.



# Long-Length PowerGrip® GT®2 Belting

## Recommended Sprockets

PowerGrip GT Sprockets

### Notes

Continuous lengths, if needed, must be specified when ordering, and must be ordered in increments of the minimum order quantity (unless ordering the maximum continuous lengths).

Minimum order lengths for belting is 50 feet, ordered in 50 foot increments thereafter.

Minimum order quantities may vary for non-standard widths. Continuous lengths may require lead times. Check with Customer Service.

## Product No. Series 9396

### 2mm Pitch

Part No.	Product No.	Width (mm)	Weight (Lbs.)	Min. Order Qty.	Max. Cont. Length
LL2MR04	9396-0033	4	.005	50 ft.	300 ft.
LL2MR06	9396-0009	6	.014	50 ft.	300 ft.
LL2MR09	9396-0052	9	.020	50 ft.	300 ft.

### 3mm Pitch

Part No.	Product No.	Width (mm)	Weight (Lbs.)	Min. Order Qty.	Max. Cont. Length
LL3MR06	9396-0002	6	.020	50 ft.	600 ft.
LL3MR09	9396-0012	9	.026	50 ft.	385 ft.
LL3MR15	9396-0021	15	.040	50 ft.	240 ft.

### 5mm Pitch

Part No.	Product No.	Width (mm)	Weight (Lbs.)	Min. Order Qty.	Max. Cont. Length
LL5MR09	9396-0020	9	.030	50 ft.	360 ft.
LL5MR15	9396-0025	15	.040	50 ft.	230 ft.

### 8mm Pitch

Part No.	Product No.	Width (mm)	Weight (Lbs.)	Min. Order Qty.	Max. Cont. Length
LL8MR20	9396-0029	20	.080	50 ft.	590 ft.
LL8MR30	9396-0030	30	.130	50 ft.	590 ft.
LL8MR50	9396-0031	50	.210	50 ft.	590 ft.
LL8MR85	9396-0032	85	.360	50 ft.	590 ft.

### Steel Tensile - 5mm Pitch

Part No.	Product No.	Width (mm)	Weight (Lbs.)	Min. Order Qty.	Max. Cont. Length
LL5MR15 ST	9396-10043	15	.180	50 ft.	392 ft.
LL5MR25 ST	9396-40417	25	.230	50 ft.	392 ft.

### Steel Tensile - 8mm Pitch

Part No.	Product No.	Width (mm)	Weight (Lbs.)	Min. Order Qty.	Max. Cont. Length
LL8MR20 ST	9396-10049	20	.290	50 ft.	392 ft.
LL8MR30 ST	9396-10050	30	.370	50 ft.	392 ft.
LL8MR50 ST	9396-40433	50	.530	50 ft.	392 ft.



# Long-Length PowerGrip® HTD® Belting

## Recommended Sprockets

PowerGrip HTD Sprockets

### Notes

Continuous lengths may require lead times.

Continuous lengths, if needed, must be specified when ordering, and must be ordered in increments of the minimum order quantity (unless ordering the maximum continuous lengths).

Minimum order lengths for fiberglass tensile cord belting is 50 feet, ordered in 50 foot increments thereafter.

Minimum order lengths for steel tensile belting is 98 feet, ordered in 98 foot increments thereafter.

Minimum order quantities may vary for non-standard widths. Check with Customer Service.

## Product No. Series 9308

### 3mm Pitch

Part No.	Product No.	Width (mm)	Weight (Lbs.)	Min. Order Qty.	Max. Cont. Length
LL3M06	9308-0044	6	.011	50 ft.	300 ft.
LL3M09	9308-0003	9	.015	50 ft.	300 ft.
LL3M15	9308-0084	15	.025	50 ft.	185 ft.

### 5mm Pitch

Part No.	Product No.	Width (mm)	Weight (Lbs.)	Min. Order Qty.	Max. Cont. Length
LL5M09	9308-0045	9	.024	50 ft.	300 ft.
LL5M15	9308-0033	15	.040	50 ft.	185 ft.
LL5M25	9308-0025	25	.050	50 ft.	100 ft.

### 8mm Pitch

Part No.	Product No.	Width (mm)	Weight (Lbs.)	Min. Order Qty.	Max. Cont. Length
<sup>17</sup> LL8M20	9308-0001	20	.080	50 ft.	170 ft.
<sup>17</sup> LL8M30	9308-0004	30	.130	50 ft.	300 ft.
<sup>17</sup> LL8M50	9308-0005	50	.210	50 ft.	300 ft.
<sup>17</sup> LL8M85	9308-0006	85	.360	50 ft.	300 ft.

### 14mm Pitch

Part No.	Product No.	Width (mm)	Weight (Lbs.)	Min. Order Qty.	Max. Cont. Length
LL14M40	9308-10009	40	.260	98 ft.	392 ft.
LL14M55	9308-10020	55	.350	98 ft.	392 ft.
LL14M85	9308-10057	85	.550	98 ft.	392 ft.

### Steel Tensile - 14mm Pitch

Part No.	Product No.	Width (mm)	Weight (Lbs.)	Min. Order Qty.	Max. Cont. Length
LL14M40 ST	9308-10016	40	.760	98 ft.	392 ft.
LL14M55 ST	9308-10051	55	1.020	98 ft.	392 ft.
LL14M85 ST	9308-10084	85	1.510	98 ft.	392 ft.

LONG-LENGTH BELTING

<sup>17</sup> Longer continuous lengths may be available by special order, contact Customer Service.



# Long-Length PowerGrip® Timing Belting

## Recommended Pulleys

PowerGrip Timing Pulleys

### Notes

Continuous lengths may require lead times.

Continuous lengths, if needed, must be specified when ordering, and must be ordered in increments of the minimum order quantity (unless ordering the maximum continuous lengths).

Minimum order lengths for fiberglass tensile cord belting is 50 feet, ordered in 50 foot increments thereafter.

Minimum order lengths for steel tensile belting is 98 feet, ordered in 98 foot increments thereafter.

Minimum order quantities may vary for non-standard widths. Check with Customer Service.

## Product No. Series 9314

### MXL (.080" Pitch)

Part No.	Product No.	Width (in)	Weight (Lbs.)	Min. Order Qty.	Max. Cont. Length
LL025MXL	9314-2020	1/4	.006	50 ft.	475 ft.
LL037MXL	9314-2014	3/8	.009	50 ft.	300 ft.
LL050MXL	9314-2038	1/2	.020	50 ft.	240 ft.

### XL (.200" Pitch)

Part No.	Product No.	Width (in)	Weight (Lbs.)	Min. Order Qty.	Max. Cont. Length
LL025XL	9314-0001	1/4	.011	50 ft.	460 ft.
LL037XL	9314-0002	3/8	.020	50 ft.	300 ft.
LL050XL	9314-2012	1/2	.030	50 ft.	225 ft.

### L (.375" Pitch)

Part No.	Product No.	Width (in)	Weight (Lbs.)	Min. Order Qty.	Max. Cont. Length
LL037L	9314-2089	3/8	.030	50 ft.	575 ft.
LL050L	9314-0004	1/2	.020	50 ft.	430 ft.
LL075L	9314-0007	3/4	.040	50 ft.	275 ft.
LL100L	9314-0015	1	.050	50 ft.	200 ft.

### H (.500" Pitch)

Part No.	Product No.	Width (in)	Weight (Lbs.)	Min. Order Qty.	Max. Cont. Length
<sup>17</sup> LL050H	9314-0003	1/2	.040	50 ft.	400 ft.
<sup>17</sup> LL075H	9314-0006	3/4	.060	50 ft.	275 ft.
<sup>17</sup> LL100H	9314-0008	1	.120	50 ft.	200 ft.
LL150H	9314-0017	1 1/2	.120	50 ft.	656 ft.
LL200H	9314-0021	2	.130	50 ft.	656 ft.
LL300H	9314-0025	3	.270	50 ft.	656 ft.

### Steel Tensile - H (.500 Pitch)

Part No.	Product No.	Width (in)	Weight (Lbs.)	Min. Order Qty.	Max. Cont. Length
LL075H ST	9314-10011	3/4	.220	98 ft.	492 ft.
LL100H ST	9314-10037	1	.250	98 ft.	492 ft.

<sup>17</sup> Longer continuous lengths may be available by special order, contact Customer Service.



# Synchro-Power® Polyurethane Belting

Recommended Pulleys  
PowerGrip® Timing Pulleys

**Notes**

Synchro-Power LL belting is made to order. Contact Customer Service for price and availability.

## Product No. Series 7787

Available Pitches	
Metric	Timing
T5	XL
T10	L
WT10 (Wide Width)	H
T20	XH
AT5	WH (Wide Width)
AT10	
AT20	
5M HTD	
8M HTD	
14M HTD	

Constructions Available
Steel Tensile
High Flex Steel Tensile
Kevlar Tensile
Nylon Tooth
Nylon Backing
Heavy Backing
FDA



# Synchro-Power® Polyurethane Belts

## Recommended Sprockets

Contact the Gates Made-To-Order Metals Team.

### Notes

See end of this section for Made-to-Order lengths available. The minimum order quantity is full sleeve yield +/- 10%. Sleeve widths are 300mm unless otherwise noted. Minimum belt width is 4mm. Please contact Customer Service for price and availability.

Synchro-Power belts listed on the following pages are available in custom widths as Standard/Non-Stock with no minimum order quantities required. Contact Customer Service for minimum and maximum width range.

## Product No. Series 7762

### T5 Pitch — 4mm Wide

Part No.	Product No.	Number of Teeth	Pitch Length (mm)	Weight (Lbs.)	Part No.	Product No.	Number of Teeth	Pitch Length (mm)	Weight (Lbs.)
T5-150-4	7762-1000	48	150	.003	T5-525-4	7762-1034	105	525	.010
T5-165-4	7762-1001	33	165	.003	T5-545-4	7762-1035	109	545	.011
T5-180-4	7762-1002	58	180	.003	T5-550-4	7762-1036	110	550	.011
T5-185-4	7762-1003	37	185	.004	T5-560-4	7762-1037	112	560	.011
T5-200-4	7762-1004	40	200	.004	T5-575-4	7762-1038	115	575	.011
T5-215-4	7762-1005	43	215	.004	T5-590-4	7762-0490	118	590	.011
T5-220-4	7762-1006	44	220	.004	T5-600-4	7762-0478	120	600	.012
T5-225-4	7762-1007	45	225	.004	T5-610-4	7762-1039	122	610	.012
T5-245-4	7762-1008	49	245	.005	T5-620-4	7762-1040	124	620	.012
T5-250-4	7762-1009	50	250	.005	T5-630-4	7762-1041	126	630	.012
T5-255-4	7762-1010	51	255	.005	T5-640-4	7762-1042	128	640	.012
T5-260-4	7762-1011	52	260	.005	T5-650-4	7762-1043	130	650	.013
T5-270-4	7762-1012	54	270	.005	T5-660-4	7762-1044	132	660	.013
T5-275-4	7762-1013	55	275	.005	T5-675-4	7762-1045	135	675	.013
T5-280-4	7762-1014	56	280	.005	T5-690-4	7762-1046	138	690	.013
T5-295-4	7762-1015	59	295	.006	T5-700-4	7762-1047	140	700	.014
T5-305-4	7762-1016	61	305	.006	T5-720-4	7762-1048	144	720	.014
T5-330-4	7762-1018	66	330	.006	T5-725-4	7762-0454	145	725	.014
T5-340-4	7762-1019	68	340	.007	T5-750-4	7762-1049	150	750	.015
T5-350-4	7762-1020	70	350	.007	T5-780-4	7762-1050	156	780	.015
T5-355-4	7762-1021	71	355	.007	T5-800-4	7762-0363	160	800	.015
T5-365-4	7762-1022	73	365	.007	T5-815-4	7762-1051	163	815	.016
T5-390-4	7762-1023	78	390	.008	T5-830-4	7762-0604	166	830	.016
T5-400-4	7762-1024	80	400	.008	T5-840-4	7762-1052	168	840	.016
T5-410-4	7762-1025	82	410	.008	T5-850-4	7762-0377	170	850	.016
T5-420-4	7762-1026	84	420	.008	T5-900-4	7762-1053	180	900	.017
T5-445-4	7762-1027	89	445	.009	T5-940-4	7762-1054	188	940	.018
T5-450-4	7762-1028	90	450	.009	T5-990-4	7762-1055	198	990	.019
T5-455-4	7762-1029	91	455	.009	T5-1075-4	7762-1056	215	1075	.021
T5-475-4	7762-1030	95	475	.009	T5-1100-4	7762-1057	220	1100	.021
T5-480-4	7762-1031	96	480	.009	T5-1215-4	7762-1058	243	1215	.024
T5-500-4	7762-1032	100	500	.010	T5-1315-4	7762-1059	263	1315	.025
T5-510-4	7762-1033	102	510	.010	T5-1380-4	7762-1060	276	1380	.027

### T5 Pitch — 6mm Wide

Part No.	Product No.	Number of Teeth	Pitch Length (mm)	Weight (Lbs.)	Part No.	Product No.	Number of Teeth	Pitch Length (mm)	Weight (Lbs.)
T5-150-6	7762-1070	30	150	.004	T5-280-6	7762-1084	56	280	.008
T5-165-6	7762-1071	33	165	.005	T5-295-6	7762-1085	59	295	.009
T5-180-6	7762-1072	36	180	.005	T5-305-6	7762-1086	61	305	.009
T5-185-6	7762-1073	37	185	.005	T5-330-6	7762-1088	66	330	.010
T5-200-6	7762-1074	40	200	.006	T5-340-6	7762-1089	68	340	.010
T5-215-6	7762-1075	43	215	.006	T5-350-6	7762-1090	70	350	.010
T5-220-6	7762-1076	44	220	.006	T5-355-6	7762-1091	71	355	.010
T5-225-6	7762-1077	45	225	.007	T5-365-6	7762-1092	73	365	.011
T5-245-6	7762-1078	49	245	.007	T5-390-6	7762-1093	78	390	.011
T5-250-6	7762-1079	50	250	.007	T5-400-6	7762-1094	80	400	.012
T5-255-6	7762-1080	51	255	.007	T5-410-6	7762-1095	82	410	.012
T5-260-6	7762-1081	52	260	.008	T5-420-6	7762-1096	84	420	.012
T5-270-6	7762-1082	54	270	.008	T5-445-6	7762-1097	89	445	.013
T5-275-6	7762-1083	55	275	.008	T5-450-6	7762-1098	90	450	.013



# Synchro-Power® Polyurethane Belts

## Product No. Series 7762 (continued)

### T5 Pitch — 6mm Wide (continued)

Part No.	Product No.	Number of Teeth	Pitch Length (mm)	Weight (Lbs.)	Part No.	Product No.	Number of Teeth	Pitch Length (mm)	Weight (Lbs.)
T5-455-6	7762-1099	91	455	.013	T5-690-6	7762-1116	138	690	.020
T5-475-6	7762-1100	95	475	.014	T5-700-6	7762-1117	140	700	.020
T5-480-6	7762-1101	96	480	.014	T5-720-6	7762-1118	144	720	.021
T5-500-6	7762-1102	100	500	.015	T5-725-6	7762-0455	145	725	.021
T5-510-6	7762-1103	102	510	.015	T5-750-6	7762-1119	150	750	.022
T5-525-6	7762-1104	105	525	.015	T5-780-6	7762-1120	156	780	.023
T5-545-6	7762-1105	109	545	.016	T5-800-6	7762-0364	160	800	.023
T5-550-6	7762-1106	110	550	.016	T5-815-6	7762-1121	163	815	.024
T5-560-6	7762-1107	112	560	.016	T5-830-6	7762-0605	166	830	.024
T5-575-6	7762-1108	115	575	.017	T5-840-6	7762-1122	168	840	.024
T5-590-6	7762-0491	118	590	.017	T5-850-6	7762-0378	170	850	.025
T5-600-6	7762-0479	120	600	.017	T5-900-6	7762-1123	180	900	.026
T5-610-6	7762-1109	122	610	.018	T5-940-6	7762-1124	188	940	.027
T5-620-6	7762-1110	124	620	.018	T5-990-6	7762-1125	198	990	.029
T5-630-6	7762-1111	126	630	.018	T5-1075-6	7762-1126	215	1075	.031
T5-640-6	7762-1112	128	640	.019	T5-1100-6	7762-1127	220	1100	.032
T5-650-6	7762-1113	130	650	.019	T5-1215-6	7762-1128	243	1215	.035
T5-660-6	7762-1114	132	660	.019	T5-1315-6	7762-1129	263	1315	.038
T5-675-6	7762-1115	135	675	.020	T5-1380-6	7762-1130	276	1380	.040

### T5 Pitch — 8mm Wide

Part No.	Product No.	Number of Teeth	Pitch Length (mm)	Weight (Lbs.)	Part No.	Product No.	Number of Teeth	Pitch Length (mm)	Weight (Lbs.)
T5-150-8	7762-1140	30	150	.006	T5-525-8	7762-1174	105	525	.020
T5-165-8	7762-1141	33	165	.006	T5-545-8	7762-1175	109	545	.021
T5-180-8	7762-1142	36	180	.007	T5-550-8	7762-1176	110	550	.021
T5-185-8	7762-1143	37	185	.007	T5-560-8	7762-1177	112	560	.022
T5-200-8	7762-1144	40	200	.008	T5-575-8	7762-1178	115	575	.022
T5-215-8	7762-1145	43	215	.008	T5-590-8	7762-0492	118	590	.023
T5-220-8	7762-1146	44	220	.009	T5-600-8	7762-0480	120	600	.023
T5-225-8	7762-1147	45	225	.009	T5-610-8	7762-1179	122	610	.024
T5-245-8	7762-1148	49	245	.009	T5-620-8	7762-1180	124	620	.024
T5-250-8	7762-1149	50	250	.010	T5-630-8	7762-1181	126	630	.024
T5-255-8	7762-1150	51	255	.010	T5-640-8	7762-1182	128	640	.025
T5-260-8	7762-1151	52	260	.010	T5-650-8	7762-1183	130	650	.025
T5-270-8	7762-1152	54	270	.010	T5-660-8	7762-1184	132	660	.026
T5-275-8	7762-1153	55	275	.011	T5-675-8	7762-1185	135	675	.026
T5-280-8	7762-1154	56	280	.011	T5-690-8	7762-1186	138	690	.027
T5-295-8	7762-1155	59	295	.011	T5-700-8	7762-1187	140	700	.027
T5-305-8	7762-1156	61	305	.012	T5-720-8	7762-1188	144	720	.028
T5-330-8	7762-1158	66	330	.013	T5-725-8	7762-0456	145	725	.028
T5-340-8	7762-1159	68	340	.013	T5-750-8	7762-1189	150	750	.029
T5-350-8	7762-1160	70	350	.014	T5-780-8	7762-1190	156	780	.030
T5-355-8	7762-1161	71	355	.014	T5-800-8	7762-0365	160	800	.031
T5-365-8	7762-1162	73	365	.014	T5-815-8	7762-1191	163	815	.032
T5-390-8	7762-1163	78	390	.015	T5-830-8	7762-0606	166	830	.032
T5-400-8	7762-1164	80	400	.015	T5-840-8	7762-1192	168	840	.033
T5-410-8	7762-1165	82	410	.016	T5-850-8	7762-0379	170	850	.033
T5-420-8	7762-1166	84	420	.016	T5-900-8	7762-1193	180	900	.035
T5-445-8	7762-1167	89	445	.017	T5-940-8	7762-1194	188	940	.036
T5-450-8	7762-1168	90	450	.017	T5-990-8	7762-1195	198	990	.038
T5-455-8	7762-1169	91	455	.018	T5-1075-8	7762-1196	215	1075	.042
T5-475-8	7762-1170	95	475	.018	T5-1100-8	7762-1197	220	1100	.043
T5-480-8	7762-1171	96	480	.019	T5-1215-8	7762-1198	243	1215	.047
T5-500-8	7762-1172	100	500	.019	T5-1315-8	7762-1199	263	1315	.051
T5-510-8	7762-1173	102	510	.020	T5-1380-8	7762-1200	276	1380	.053



# Synchro-Power® Polyurethane Belts

## Product No. Series 7762 (continued)

### T5 Pitch — 10mm Wide

Part No.	Product No.	Number of Teeth	Pitch Length (mm)	Weight (Lbs.)	Part No.	Product No.	Number of Teeth	Pitch Length (mm)	Weight (Lbs.)
T5-150-10	7762-1210	30	150	.007	T5-525-10	7762-1244	105	525	.025
T5-165-10	7762-1211	33	165	.008	T5-545-10	7762-1245	109	545	.026
T5-180-10	7762-1212	36	180	.009	T5-550-10	7762-1246	110	550	.027
T5-185-10	7762-1213	37	185	.009	T5-560-10	7762-1247	112	560	.027
T5-200-10	7762-1214	40	200	.010	T5-575-10	7762-1248	115	575	.028
T5-215-10	7762-1215	43	215	.010	T5-590-10	7762-0493	118	590	.029
T5-220-10	7762-1216	44	220	.011	T5-600-10	7762-0481	120	600	.029
T5-225-10	7762-1217	45	225	.011	T5-610-10	7762-1249	122	610	.030
T5-245-10	7762-1218	49	245	.012	T5-620-10	7762-1250	124	620	.030
T5-250-10	7762-1219	50	250	.012	T5-630-10	7762-1251	126	630	.030
T5-255-10	7762-1220	51	255	.012	T5-640-10	7762-1252	128	640	.031
T5-260-10	7762-1221	52	260	.013	T5-650-10	7762-1253	130	650	.031
T5-270-10	7762-1222	54	270	.013	T5-660-10	7762-1254	132	660	.032
T5-275-10	7762-1223	55	275	.013	T5-675-10	7762-1255	135	675	.033
T5-280-10	7762-1224	56	280	.014	T5-690-10	7762-1256	138	690	.033
T5-295-10	7762-1225	59	295	.014	T5-700-10	7762-1257	140	700	.034
T5-305-10	7762-1226	61	305	.015	T5-720-10	7762-1258	144	720	.035
T5-330-10	7762-1228	66	330	.016	T5-725-10	7762-0457	145	725	.035
T5-340-10	7762-1229	68	340	.016	T5-750-10	7762-1259	150	750	.036
T5-350-10	7762-1230	70	350	.017	T5-780-10	7762-1260	156	780	.038
T5-355-10	7762-1231	71	355	.017	T5-800-10	7762-0366	160	800	.039
T5-365-10	7762-1232	73	365	.018	T5-815-10	7762-1261	163	815	.039
T5-390-10	7762-1233	78	390	.019	T5-830-10	7762-0607	166	830	.040
T5-400-10	7762-1234	80	400	.019	T5-840-10	7762-1262	168	840	.041
T5-410-10	7762-1235	82	410	.020	T5-850-10	7762-0380	170	850	.041
T5-420-10	7762-1236	84	420	.020	T5-900-10	7762-1263	180	900	.044
T5-445-10	7762-1237	89	445	.022	T5-940-10	7762-1264	188	940	.045
T5-450-10	7762-1238	90	450	.022	T5-990-10	7762-1265	198	990	.048
T5-455-10	7762-1239	91	455	.022	T5-1075-10	7762-1266	215	1075	.052
T5-475-10	7762-1240	95	475	.023	T5-1100-10	7762-1267	220	1100	.053
T5-480-10	7762-1241	96	480	.023	T5-1215-10	7762-1268	243	1215	.059
T5-500-10	7762-1242	100	500	.024	T5-1315-10	7762-1269	263	1315	.064
T5-510-10	7762-1243	102	510	.025	T5-1380-10	7762-1270	276	1380	.067

### T5 Pitch — 12mm Wide

Part No.	Product No.	Number of Teeth	Pitch Length (mm)	Weight (Lbs.)	Part No.	Product No.	Number of Teeth	Pitch Length (mm)	Weight (Lbs.)
T5-150-12	7762-1280	30	150	.009	T5-365-12	7762-1302	73	365	.021
T5-165-12	7762-1281	33	165	.010	T5-390-12	7762-1303	78	390	.023
T5-180-12	7762-1282	36	180	.010	T5-400-12	7762-1304	80	400	.023
T5-185-12	7762-1283	37	185	.011	T5-410-12	7762-1305	82	410	.024
T5-200-12	7762-1284	40	200	.012	T5-420-12	7762-1306	84	420	.024
T5-215-12	7762-1285	43	215	.012	T5-445-12	7762-1307	89	445	.026
T5-220-12	7762-1286	44	220	.013	T5-450-12	7762-1308	90	450	.026
T5-225-12	7762-1287	45	225	.013	T5-455-12	7762-1309	91	455	.026
T5-245-12	7762-1288	49	245	.014	T5-475-12	7762-1310	95	475	.028
T5-250-12	7762-1289	50	250	.015	T5-480-12	7762-1311	96	480	.028
T5-255-12	7762-1290	51	255	.015	T5-500-12	7762-1312	100	500	.029
T5-260-12	7762-1291	52	260	.015	T5-510-12	7762-1313	102	510	.030
T5-270-12	7762-1292	54	270	.016	T5-525-12	7762-1314	105	525	.030
T5-275-12	7762-1293	55	275	.016	T5-545-12	7762-1315	109	545	.032
T5-280-12	7762-1294	56	280	.016	T5-550-12	7762-1316	110	550	.032
T5-295-12	7762-1295	59	295	.017	T5-560-12	7762-1317	112	560	.033
T5-305-12	7762-1296	61	305	.018	T5-575-12	7762-1318	115	575	.033
T5-330-12	7762-1298	66	330	.019	T5-590-12	7762-0494	118	590	.034
T5-340-12	7762-1299	68	340	.020	T5-600-12	7762-0482	120	600	.035
T5-350-12	7762-1300	70	350	.020	T5-610-12	7762-1319	122	610	.035
T5-355-12	7762-1301	71	355	.021	T5-620-12	7762-1320	124	620	.036

SYNCHRO-POWER BELTS



# Synchro-Power® Polyurethane Belts

## Product No. Series 7762 (continued)

### T5 Pitch — 12mm Wide (continued)

Part No.	Product No.	Number of Teeth	Pitch Length (mm)	Weight (Lbs.)	Part No.	Product No.	Number of Teeth	Pitch Length (mm)	Weight (Lbs.)
T5-630-12	7762-1321	126	630	.037	T5-815-12	7762-1331	163	815	.047
T5-640-12	7762-1322	128	640	.037	T5-830-12	7762-0608	166	830	.048
T5-650-12	7762-1323	130	650	.038	T5-840-12	7762-1332	168	840	.049
T5-660-12	7762-1324	132	660	.038	T5-850-12	7762-0381	170	850	.049
T5-675-12	7762-1325	135	675	.039	T5-900-12	7762-1333	180	900	.052
T5-690-12	7762-1326	138	690	.040	T5-940-12	7762-1334	188	940	.055
T5-700-12	7762-1327	140	700	.041	T5-990-12	7762-1335	198	990	.057
T5-720-12	7762-1328	144	720	.042	T5-1075-12	7762-1336	215	1075	.062
T5-725-12	7762-0458	145	725	.042	T5-1100-12	7762-1337	220	1100	.064
T5-750-12	7762-1329	150	750	.044	T5-1215-12	7762-1338	243	1215	.071
T5-780-12	7762-1330	156	780	.045	T5-1315-12	7762-1339	263	1315	.076
T5-800-12	7762-0367	160	800	.046	T5-1380-12	7762-1340	276	1380	.080

### T5 Pitch — 16mm Wide

Part No.	Product No.	Number of Teeth	Pitch Length (mm)	Weight (Lbs.)	Part No.	Product No.	Number of Teeth	Pitch Length (mm)	Weight (Lbs.)
T5-150-16	7762-1350	30	150	.012	T5-525-16	7762-1384	105	525	.041
T5-165-16	7762-1351	33	165	.013	T5-545-16	7762-1385	109	545	.042
T5-180-16	7762-1352	36	180	.014	T5-550-16	7762-1386	110	550	.043
T5-185-16	7762-1353	37	185	.014	T5-560-16	7762-1387	112	560	.043
T5-200-16	7762-1354	40	200	.015	T5-575-16	7762-1388	115	575	.045
T5-215-16	7762-1355	43	215	.017	T5-590-16	7762-0495	118	590	.046
T5-220-16	7762-1356	44	220	.017	T5-600-16	7762-0483	120	600	.046
T5-225-16	7762-1357	45	225	.017	T5-610-16	7762-1389	122	610	.047
T5-245-16	7762-1358	49	245	.019	T5-620-16	7762-1390	124	620	.048
T5-250-16	7762-1359	50	250	.019	T5-630-16	7762-1391	126	630	.049
T5-255-16	7762-1360	51	255	.020	T5-640-16	7762-1392	128	640	.050
T5-260-16	7762-1361	52	260	.020	T5-650-16	7762-1393	130	650	.050
T5-270-16	7762-1362	54	270	.021	T5-660-16	7762-1394	132	660	.051
T5-275-16	7762-1363	55	275	.021	T5-675-16	7762-1395	135	675	.052
T5-280-16	7762-1364	56	280	.022	T5-690-16	7762-1396	138	690	.053
T5-295-16	7762-1365	59	295	.023	T5-700-16	7762-1397	140	700	.054
T5-305-16	7762-1366	61	305	.024	T5-720-16	7762-1398	144	720	.056
T5-330-16	7762-1368	66	330	.026	T5-725-16	7762-0459	145	725	.056
T5-340-16	7762-1369	68	340	.026	T5-750-16	7762-1399	150	750	.058
T5-350-16	7762-1370	70	350	.027	T5-780-16	7762-1400	156	780	.060
T5-355-16	7762-1371	71	355	.027	T5-800-16	7762-0369	160	800	.062
T5-365-16	7762-1372	73	365	.028	T5-815-16	7762-1401	163	815	.063
T5-390-16	7762-1373	78	390	.030	T5-830-16	7762-0609	166	830	.064
T5-400-16	7762-1374	80	400	.031	T5-840-16	7762-1402	168	840	.065
T5-410-16	7762-1375	82	410	.032	T5-850-16	7762-0383	170	850	.066
T5-420-16	7762-1376	84	420	.033	T5-900-16	7762-1403	180	900	.070
T5-445-16	7762-1377	89	445	.034	T5-940-16	7762-1404	188	940	.073
T5-450-16	7762-1378	90	450	.035	T5-990-16	7762-1405	198	990	.077
T5-455-16	7762-1379	91	455	.035	T5-1075-16	7762-1406	215	1075	.083
T5-475-16	7762-1380	95	475	.037	T5-1100-16	7762-1407	220	1100	.085
T5-480-16	7762-1381	96	480	.037	T5-1215-16	7762-1408	243	1215	.094
T5-500-16	7762-1382	100	500	.039	T5-1315-16	7762-1409	263	1315	.102
T5-510-16	7762-1383	102	510	.039	T5-1380-16	7762-1410	276	1380	.107

### T5 Pitch — 20mm Wide

Part No.	Product No.	Number of Teeth	Pitch Length (mm)	Weight (Lbs.)	Part No.	Product No.	Number of Teeth	Pitch Length (mm)	Weight (Lbs.)
T5-150-20	7762-1420	30	150	.015	T5-200-20	7762-1424	40	200	.019
T5-165-20	7762-1421	33	165	.016	T5-215-20	7762-1425	43	215	.021
T5-180-20	7762-1422	36	180	.017	T5-220-20	7762-1426	44	220	.021
T5-185-20	7762-1423	37	185	.018	T5-225-20	7762-1427	45	225	.022



# Synchro-Power® Polyurethane Belts

## Product No. Series 7762 (continued)

### T5 Pitch — 20mm Wide (continued)

Part No.	Product No.	Number of Teeth	Pitch Length (mm)	Weight (Lbs.)	Part No.	Product No.	Number of Teeth	Pitch Length (mm)	Weight (Lbs.)
T5-245-20	7762-1428	49	245	.024	T5-575-20	7762-1458	115	575	.056
T5-250-20	7762-1429	50	250	.024	T5-590-20	7762-0496	118	590	.057
T5-255-20	7762-1430	51	255	.025	T5-600-20	7762-0484	120	600	.058
T5-260-20	7762-1431	52	260	.025	T5-610-20	7762-1459	122	610	.059
T5-270-20	7762-1432	54	270	.026	T5-620-20	7762-1460	124	620	.060
T5-275-20	7762-1433	55	275	.027	T5-630-20	7762-1461	126	630	.061
T5-280-20	7762-1434	56	280	.027	T5-640-20	7762-1462	128	640	.062
T5-295-20	7762-1435	59	295	.029	T5-650-20	7762-1463	130	650	.063
T5-305-20	7762-1436	61	305	.030	T5-660-20	7762-1464	132	660	.064
T5-330-20	7762-1438	66	330	.032	T5-675-20	7762-1465	135	675	.065
T5-340-20	7762-1439	68	340	.033	T5-690-20	7762-1466	138	690	.067
T5-350-20	7762-1440	70	350	.034	T5-700-20	7762-1467	140	700	.068
T5-355-20	7762-1441	71	355	.034	T5-720-20	7762-1468	144	720	.070
T5-365-20	7762-1442	73	365	.035	T5-725-20	7762-0460	145	725	.070
T5-390-20	7762-1443	78	390	.038	T5-750-20	7762-1469	150	750	.073
T5-400-20	7762-1444	80	400	.039	T5-780-20	7762-1470	156	780	.076
T5-410-20	7762-1445	82	410	.040	T5-800-20	7762-0370	160	800	.077
T5-420-20	7762-1446	84	420	.041	T5-815-20	7762-1471	163	815	.079
T5-445-20	7762-1447	89	445	.043	T5-830-20	7762-0610	166	830	.080
T5-450-20	7762-1448	90	450	.044	T5-840-20	7762-1472	168	840	.081
T5-455-20	7762-1449	91	455	.044	T5-850-20	7762-0384	170	850	.082
T5-475-20	7762-1450	95	475	.046	T5-900-20	7762-1473	180	900	.087
T5-480-20	7762-1451	96	480	.046	T5-940-20	7762-1474	188	940	.091
T5-500-20	7762-1452	100	500	.048	T5-990-20	7762-1475	198	990	.096
T5-510-20	7762-1453	102	510	.049	T5-1075-20	7762-1476	215	1075	.104
T5-525-20	7762-1454	105	525	.051	T5-1100-20	7762-1477	220	1100	.106
T5-545-20	7762-1455	109	545	.053	T5-1215-20	7762-1478	243	1215	.118
T5-550-20	7762-1456	110	550	.053	T5-1315-20	7762-1479	263	1315	.127
T5-560-20	7762-1457	112	560	.054	T5-1380-20	7762-1480	276	1380	.134

### T5 Pitch — 25mm Wide

Part No.	Product No.	Number of Teeth	Pitch Length (mm)	Weight (Lbs.)	Part No.	Product No.	Number of Teeth	Pitch Length (mm)	Weight (Lbs.)
T5-150-25	7762-1490	30	150	.018	T5-420-25	7762-1516	84	420	.051
T5-165-25	7762-1491	33	165	.020	T5-445-25	7762-1517	89	445	.054
T5-180-25	7762-1492	36	180	.022	T5-450-25	7762-1518	90	450	.054
T5-185-25	7762-1493	37	185	.022	T5-455-25	7762-1519	91	455	.055
T5-200-25	7762-1494	40	200	.024	T5-475-25	7762-1520	95	475	.057
T5-215-25	7762-1495	43	215	.026	T5-480-25	7762-1521	96	480	.058
T5-220-25	7762-1496	44	220	.027	T5-500-25	7762-1522	100	500	.061
T5-225-25	7762-1497	45	225	.027	T5-510-25	7762-1523	102	510	.062
T5-245-25	7762-1498	49	245	.030	T5-525-25	7762-1524	105	525	.064
T5-250-25	7762-1499	50	250	.030	T5-545-25	7762-1525	109	545	.066
T5-255-25	7762-1500	51	255	.031	T5-550-25	7762-1526	110	550	.067
T5-260-25	7762-1501	52	260	.031	T5-560-25	7762-1527	112	560	.068
T5-270-25	7762-1502	54	270	.033	T5-575-25	7762-1528	115	575	.070
T5-275-25	7762-1503	55	275	.033	T5-590-25	7762-0497	118	590	.071
T5-280-25	7762-1504	56	280	.034	T5-600-25	7762-0485	120	600	.073
T5-295-25	7762-1505	59	295	.036	T5-610-25	7762-1529	122	610	.074
T5-305-25	7762-1506	61	305	.037	T5-620-25	7762-1530	124	620	.075
T5-330-25	7762-1508	66	330	.040	T5-630-25	7762-1531	126	630	.076
T5-340-25	7762-1509	68	340	.041	T5-640-25	7762-1532	128	640	.077
T5-350-25	7762-1510	70	350	.042	T5-650-25	7762-1533	130	650	.079
T5-355-25	7762-1511	71	355	.043	T5-660-25	7762-1534	132	660	.080
T5-365-25	7762-1512	73	365	.044	T5-675-25	7762-1535	135	675	.082
T5-390-25	7762-1513	78	390	.047	T5-690-25	7762-1536	138	690	.083
T5-400-25	7762-1514	80	400	.048	T5-700-25	7762-1537	140	700	.085
T5-410-25	7762-1515	82	410	.050	T5-720-25	7762-1538	144	720	.087

SYNCHRO-POWER BELTS



# Synchro-Power® Polyurethane Belts

Product No. Series 7762 (continued)

T5 Pitch — 25mm Wide (continued)

Part No.	Product No.	Number of Teeth	Pitch Length (mm)	Weight (Lbs.)	Part No.	Product No.	Number of Teeth	Pitch Length (mm)	Weight (Lbs.)
T5-725-25	7762-0461	145	725	.088	T5-900-25	7762-1543	180	900	.109
T5-750-25	7762-1539	150	750	.091	T5-940-25	7762-1544	188	940	.114
T5-780-25	7762-1540	156	780	.094	T5-990-25	7762-1545	198	990	.120
T5-800-25	7762-0371	160	800	.097	T5-1075-25	7762-1546	215	1075	.130
T5-815-25	7762-1541	163	815	.099	T5-1100-25	7762-1547	220	1100	.133
T5-830-25	7762-0611	166	830	.100	T5-1215-25	7762-1548	243	1215	.147
T5-840-25	7762-1542	168	840	.102	T5-1315-25	7762-1549	263	1315	.159
T5-850-25	7762-0385	170	850	.103	T5-1380-25	7762-1550	276	1380	.167

T5 Pitch — 32mm Wide

Part No.	Product No.	Number of Teeth	Pitch Length (mm)	Weight (Lbs.)	Part No.	Product No.	Number of Teeth	Pitch Length (mm)	Weight (Lbs.)
T5-150-32	7762-1560	30	150	.023	T5-525-32	7762-1594	105	525	.081
T5-165-32	7762-1561	33	165	.026	T5-545-32	7762-1595	109	545	.084
T5-180-32	7762-1562	36	180	.028	T5-550-32	7762-1596	110	550	.085
T5-185-32	7762-1563	37	185	.029	T5-560-32	7762-1597	112	560	.087
T5-200-32	7762-1564	40	200	.031	T5-575-32	7762-1598	115	575	.089
T5-215-32	7762-1565	43	215	.033	T5-590-32	7762-0498	118	590	.091
T5-220-32	7762-1566	44	220	.034	T5-600-32	7762-0486	120	600	.093
T5-225-32	7762-1567	45	225	.035	T5-610-32	7762-1599	122	610	.094
T5-245-32	7762-1568	49	245	.038	T5-620-32	7762-1600	124	620	.096
T5-250-32	7762-1569	50	250	.039	T5-630-32	7762-1601	126	630	.098
T5-255-32	7762-1570	51	255	.039	T5-640-32	7762-1602	128	640	.099
T5-260-32	7762-1571	52	260	.040	T5-650-32	7762-1603	130	650	.101
T5-270-32	7762-1572	54	270	.042	T5-660-32	7762-1604	132	660	.102
T5-275-32	7762-1573	55	275	.043	T5-675-32	7762-1605	135	675	.105
T5-280-32	7762-1574	56	280	.043	T5-690-32	7762-1606	138	690	.107
T5-295-32	7762-1575	59	295	.046	T5-700-32	7762-1607	140	700	.108
T5-305-32	7762-1576	61	305	.047	T5-720-32	7762-1608	144	720	.112
T5-330-32	7762-1578	66	330	.051	T5-725-32	7762-0462	145	725	.112
T5-340-32	7762-1579	68	340	.053	T5-750-32	7762-1609	150	750	.116
T5-350-32	7762-1580	70	350	.054	T5-780-32	7762-1610	156	780	.121
T5-355-32	7762-1581	71	355	.055	T5-800-32	7762-0372	160	800	.124
T5-365-32	7762-1582	73	365	.057	T5-815-32	7762-1611	163	815	.126
T5-390-32	7762-1583	78	390	.060	T5-830-32	7762-0612	166	830	.129
T5-400-32	7762-1584	80	400	.062	T5-840-32	7762-1612	168	840	.130
T5-410-32	7762-1585	82	410	.064	T5-850-32	7762-0386	170	850	.132
T5-420-32	7762-1586	84	420	.065	T5-900-32	7762-1613	180	900	.139
T5-445-32	7762-1587	89	445	.069	T5-940-32	7762-1614	188	940	.146
T5-450-32	7762-1588	90	450	.070	T5-990-32	7762-1615	198	990	.153
T5-455-32	7762-1589	91	455	.070	T5-1075-32	7762-1616	215	1075	.166
T5-475-32	7762-1590	95	475	.074	T5-1100-32	7762-1617	220	1100	.170
T5-480-32	7762-1591	96	480	.074	T5-1215-32	7762-1618	243	1215	.188
T5-500-32	7762-1592	100	500	.077	T5-1315-32	7762-1619	263	1315	.204
T5-510-32	7762-1593	102	510	.079	T5-1380-32	7762-1620	276	1380	.214

T5 Pitch — 50mm Wide

Part No.	Product No.	Number of Teeth	Pitch Length (mm)	Weight (Lbs.)	Part No.	Product No.	Number of Teeth	Pitch Length (mm)	Weight (Lbs.)
T5-150-50	7762-1630	30	150	.036	T5-245-50	7762-1638	49	245	.059
T5-165-50	7762-1631	33	165	.040	T5-250-50	7762-1639	50	250	.061
T5-180-50	7762-1632	36	180	.044	T5-255-50	7762-1640	51	255	.062
T5-185-50	7762-1633	37	185	.045	T5-260-50	7762-1641	52	260	.063
T5-200-50	7762-1634	40	200	.048	T5-270-50	7762-1642	54	270	.065
T5-215-50	7762-1635	43	215	.052	T5-275-50	7762-1643	55	275	.067
T5-220-50	7762-1636	44	220	.053	T5-280-50	7762-1644	56	280	.068
T5-225-50	7762-1637	45	225	.054	T5-295-50	7762-1645	59	295	.071



# Synchro-Power® Polyurethane Belts

Product No. Series 7762 (continued)

T5 Pitch — 50mm Wide (continued)

Part No.	Product No.	Number of Teeth	Pitch Length (mm)	Weight (Lbs.)	Part No.	Product No.	Number of Teeth	Pitch Length (mm)	Weight (Lbs.)
T5-305-50	7762-1646	61	305	.074	T5-620-50	7762-1670	124	620	.150
T5-330-50	7762-1648	66	330	.080	T5-630-50	7762-1671	126	630	.152
T5-340-50	7762-1649	68	340	.082	T5-640-50	7762-1672	128	640	.155
T5-350-50	7762-1650	70	350	.085	T5-650-50	7762-1673	130	650	.157
T5-355-50	7762-1651	71	355	.086	T5-660-50	7762-1674	132	660	.160
T5-365-50	7762-1652	73	365	.088	T5-675-50	7762-1675	135	675	.163
T5-390-50	7762-1653	78	390	.094	T5-690-50	7762-1676	138	690	.167
T5-400-50	7762-1654	80	400	.097	T5-700-50	7762-1677	140	700	.169
T5-410-50	7762-1655	82	410	.099	T5-720-50	7762-1678	144	720	.174
T5-420-50	7762-1656	84	420	.102	T5-725-50	7762-0463	145	725	.175
T5-445-50	7762-1657	89	445	.108	T5-750-50	7762-1679	150	750	.182
T5-450-50	7762-1658	90	450	.109	T5-780-50	7762-1680	156	780	.189
T5-455-50	7762-1659	91	455	.110	T5-800-50	7762-0373	160	800	.194
T5-475-50	7762-1660	95	475	.115	T5-815-50	7762-1681	163	815	.197
T5-480-50	7762-1661	96	480	.116	T5-830-50	7762-0613	166	830	.201
T5-500-50	7762-1662	100	500	.121	T5-840-50	7762-1682	168	840	.203
T5-510-50	7762-1663	102	510	.123	T5-850-50	7762-0387	170	850	.206
T5-525-50	7762-1664	105	525	.127	T5-900-50	7762-1683	180	900	.218
T5-545-50	7762-1665	109	545	.132	T5-940-50	7762-1684	188	940	.227
T5-550-50	7762-1666	110	550	.133	T5-990-50	7762-1685	198	990	.240
T5-560-50	7762-1667	112	560	.136	T5-1075-50	7762-1686	215	1075	.260
T5-575-50	7762-1668	115	575	.139	T5-1100-50	7762-1687	220	1100	.266
T5-590-50	7762-0499	118	590	.143	T5-1215-50	7762-1688	243	1215	.294
T5-600-50	7762-0487	120	600	.145	T5-1315-50	7762-1689	263	1315	.318
T5-610-50	7762-1669	122	610	.148	T5-1380-50	7762-1690	276	1380	.334

T5 Pitch — 75mm Wide

Part No.	Product No.	Number of Teeth	Pitch Length (mm)	Weight (Lbs.)	Part No.	Product No.	Number of Teeth	Pitch Length (mm)	Weight (Lbs.)
T5-150-75	7762-1700	30	150	.054	T5-480-75	7762-1731	96	480	.174
T5-165-75	7762-1701	33	165	.060	T5-500-75	7762-1732	100	500	.182
T5-180-75	7762-1702	36	180	.065	T5-510-75	7762-1733	102	510	.185
T5-185-75	7762-1703	37	185	.067	T5-525-75	7762-1734	105	525	.191
T5-200-75	7762-1704	40	200	.073	T5-545-75	7762-1735	109	545	.198
T5-215-75	7762-1705	43	215	.078	T5-550-75	7762-1736	110	550	.200
T5-220-75	7762-1706	44	220	.080	T5-560-75	7762-1737	112	560	.203
T5-225-75	7762-1707	45	225	.082	T5-575-75	7762-1738	115	575	.209
T5-245-75	7762-1708	49	245	.089	T5-590-75	7762-0500	118	590	.214
T5-250-75	7762-1709	50	250	.091	T5-600-75	7762-0488	120	600	.218
T5-255-75	7762-1710	51	255	.093	T5-610-75	7762-1739	122	610	.221
T5-260-75	7762-1711	52	260	.094	T5-620-75	7762-1740	124	620	.225
T5-270-75	7762-1712	54	270	.098	T5-630-75	7762-1741	126	630	.229
T5-275-75	7762-1713	55	275	.100	T5-640-75	7762-1742	128	640	.232
T5-280-75	7762-1714	56	280	.102	T5-650-75	7762-1743	130	650	.236
T5-295-75	7762-1715	59	295	.107	T5-660-75	7762-1744	132	660	.240
T5-305-75	7762-1716	61	305	.111	T5-675-75	7762-1745	135	675	.245
T5-330-75	7762-1718	66	330	.120	T5-690-75	7762-1746	138	690	.250
T5-340-75	7762-1719	68	340	.123	T5-700-75	7762-1747	140	700	.254
T5-350-75	7762-1720	70	350	.127	T5-720-75	7762-1748	144	720	.261
T5-355-75	7762-1721	71	355	.129	T5-725-75	7762-0464	145	725	.263
T5-365-75	7762-1722	73	365	.132	T5-750-75	7762-1749	150	750	.272
T5-390-75	7762-1723	78	390	.142	T5-780-75	7762-1750	156	780	.283
T5-400-75	7762-1724	80	400	.145	T5-800-75	7762-0374	160	800	.290
T5-410-75	7762-1725	82	410	.149	T5-815-75	7762-1751	163	815	.296
T5-420-75	7762-1726	84	420	.152	T5-830-75	7762-0614	166	830	.301
T5-445-75	7762-1727	89	445	.162	T5-840-75	7762-1752	168	840	.305
T5-450-75	7762-1728	90	450	.163	T5-850-75	7762-0388	170	850	.309
T5-455-75	7762-1729	91	455	.165	T5-900-75	7762-1753	180	900	.327
T5-475-75	7762-1730	95	475	.172	T5-940-75	7762-1754	188	940	.341



# Synchro-Power® Polyurethane Belts

## Product No. Series 7762 (continued)

### T5 Pitch — 75mm Wide (continued)

Part No.	Product No.	Number of Teeth	Pitch Length (mm)	Weight (Lbs.)	Part No.	Product No.	Number of Teeth	Pitch Length (mm)	Weight (Lbs.)
T5-990-75	7762-1755	198	990	.359	T5-1215-75	7762-1758	243	1215	.441
T5-1075-75	7762-1756	215	1075	.390	T5-1315-75	7762-1759	263	1315	.477
T5-1100-75	7762-1757	220	1100	.399	T5-1380-75	7762-1760	276	1380	.501

### T5 Pitch — 200mm Wide

Part No.	Product No.	Number of Teeth	Pitch Length (mm)	Weight (Lbs.)	Part No.	Product No.	Number of Teeth	Pitch Length (mm)	Weight (Lbs.)
T5-750-200	7762-1819	150	750	.726	T5-830-200	7762-0615	166	830	.803
T5-780-200	7762-1820	156	780	.755					

### T10 Pitch — 10mm Wide

Part No.	Product No.	Number of Teeth	Pitch Length (mm)	Weight (Lbs.)	Part No.	Product No.	Number of Teeth	Pitch Length (mm)	Weight (Lbs.)
T10-260-10	7762-2000	26	260	.025	T10-980-10	7762-2028	98	980	.093
T10-370-10	7762-2001	37	370	.035	T10-1000-10	7762-0352	100	1000	.095
T10-400-10	7762-2002	40	400	.038	T10-1010-10	7762-2029	101	1010	.096
T10-410-10	7762-2003	41	410	.039	T10-1080-10	7762-2030	108	1080	.102
T10-440-10	7762-2004	44	440	.042	T10-1100-10	7762-2031	110	1100	.104
T10-450-10	7762-2005	45	450	.043	T10-1110-10	7762-2032	111	1110	.105
T10-500-10	7762-2006	50	500	.047	T10-1140-10	7762-2033	114	1140	.108
T10-530-10	7762-2007	53	530	.050	T10-1150-10	7762-2034	115	1150	.109
T10-560-10	7762-2008	56	560	.053	T10-1210-10	7762-2035	121	1210	.114
T10-600-10	7762-2009	60	600	.057	T10-1240-10	7762-2036	124	1240	.117
T10-610-10	7762-2010	61	610	.058	T10-1250-10	7762-2037	125	1250	.118
T10-630-10	7762-2011	63	630	.060	T10-1300-10	7762-2038	130	1300	.123
T10-660-10	7762-2012	66	660	.062	T10-1320-10	7762-2039	132	1320	.125
T10-690-10	7762-2013	69	690	.065	T10-1350-10	7762-2040	135	1350	.128
T10-700-10	7762-2014	70	700	.066	T10-1390-10	7762-2041	139	1390	.131
T10-720-10	7762-2015	72	720	.068	T10-1400-10	7762-2042	140	1400	.132
T10-730-10	7762-2016	73	730	.069	T10-1420-10	7762-2043	142	1420	.134
T10-750-10	7762-2017	75	750	.071	T10-1450-10	7762-2044	145	1450	.137
T10-780-10	7762-2018	78	780	.074	T10-1460-10	7762-2045	146	1460	.138
T10-800-10	7762-0326	80	800	.076	T10-1500-10	7762-2046	150	1500	.142
T10-810-10	7762-2019	81	810	.077	T10-1560-10	7762-2047	156	1560	.148
T10-840-10	7762-2020	84	840	.079	T10-1600-10	7762-0616	160	1600	.151
T10-880-10	7762-2021	88	880	.083	T10-1610-10	7762-2048	161	1610	.152
T10-890-10	7762-2022	89	890	.084	T10-1700-10	7762-0593	170	1700	.161
T10-900-10	7762-2023	90	900	.085	T10-1750-10	7762-2049	175	1750	.166
T10-910-10	7762-2024	91	910	.086	T10-1780-10	7762-2050	178	1780	.168
T10-920-10	7762-2025	92	920	.087	T10-1880-10	7762-2051	188	1880	.178
T10-950-10	7762-0339	95	950	.090	T10-1960-10	7762-2052	196	1960	.185
T10-960-10	7762-2026	96	960	.091	T10-2250-10	7762-2053	225	2250	.213
T10-970-10	7762-2027	97	970	.092					

### T10 Pitch — 12mm Wide

Part No.	Product No.	Number of Teeth	Pitch Length (mm)	Weight (Lbs.)	Part No.	Product No.	Number of Teeth	Pitch Length (mm)	Weight (Lbs.)
T10-260-12	7762-2054	26	260	.030	T10-600-12	7762-2063	60	600	.068
T10-370-12	7762-2055	37	370	.042	T10-610-12	7762-2064	61	610	.069
T10-400-12	7762-2056	40	400	.045	T10-630-12	7762-2065	63	630	.072
T10-410-12	7762-2057	41	410	.047	T10-660-12	7762-2066	66	660	.075
T10-440-12	7762-2058	44	440	.050	T10-690-12	7762-2067	69	690	.078
T10-450-12	7762-2059	45	450	.051	T10-700-12	7762-2068	70	700	.079
T10-500-12	7762-2060	50	500	.057	T10-720-12	7762-2069	72	720	.082
T10-530-12	7762-2061	53	530	.060	T10-730-12	7762-2070	73	730	.083
T10-560-12	7762-2062	56	560	.064	T10-750-12	7762-2071	75	750	.085



# Synchro-Power® Polyurethane Belts

## Product No. Series 7762 (continued)

### T10 Pitch — 12mm Wide (continued)

Part No.	Product No.	Number of Teeth	Pitch Length (mm)	Weight (Lbs.)
T10-780-12	7762-2072	78	780	.089
T10-800-12	7762-0327	80	800	.091
T10-810-12	7762-2073	81	810	.092
T10-840-12	7762-2074	84	840	.095
T10-880-12	7762-2075	88	880	.100
T10-890-12	7762-2076	89	890	.101
T10-900-12	7762-2077	90	900	.102
T10-910-12	7762-2078	91	910	.103
T10-920-12	7762-2079	92	920	.104
T10-950-12	7762-0340	95	950	.108
T10-960-12	7762-2080	96	960	.109
T10-970-12	7762-2081	97	970	.110
T10-980-12	7762-2082	98	980	.111
T10-1000-12	7762-0353	100	1000	.114
T10-1010-12	7762-2083	101	1010	.115
T10-1080-12	7762-2084	108	1080	.123
T10-1100-12	7762-2085	110	1100	.125
T10-1110-12	7762-2086	111	1110	.126
T10-1140-12	7762-2087	114	1140	.129
T10-1150-12	7762-2088	115	1150	.131
T10-1210-12	7762-2089	121	1210	.137

Part No.	Product No.	Number of Teeth	Pitch Length (mm)	Weight (Lbs.)
T10-1240-12	7762-2090	124	1240	.141
T10-1250-12	7762-2091	125	1250	.142
T10-1300-12	7762-2092	130	1300	.148
T10-1320-12	7762-2093	132	1320	.150
T10-1350-12	7762-2094	135	1350	.153
T10-1390-12	7762-2095	139	1390	.158
T10-1400-12	7762-2096	140	1400	.159
T10-1420-12	7762-2097	142	1420	.161
T10-1450-12	7762-2098	145	1450	.165
T10-1460-12	7762-2099	146	1460	.166
T10-1500-12	7762-2100	150	1500	.170
T10-1560-12	7762-2101	156	1560	.177
T10-1600-12	7762-0617	160	1600	.182
T10-1610-12	7762-2102	161	1610	.183
T10-1700-12	7762-0594	170	1700	.193
T10-1750-12	7762-2103	175	1750	.199
T10-1780-12	7762-2104	178	1780	.202
T10-1880-12	7762-2105	188	1880	.213
T10-1960-12	7762-2106	196	1960	.222
T10-2250-12	7762-2107	225	2250	.255

### T10 Pitch — 14mm Wide

Part No.	Product No.	Number of Teeth	Pitch Length (mm)	Weight (Lbs.)
T10-260-14	7762-2108	26	260	.034
T10-370-14	7762-2109	37	370	.049
T10-400-14	7762-2110	40	400	.053
T10-410-14	7762-2111	41	410	.054
T10-440-14	7762-2112	44	440	.058
T10-450-14	7762-2113	45	450	.060
T10-500-14	7762-2114	50	500	.066
T10-530-14	7762-2115	53	530	.070
T10-560-14	7762-2116	56	560	.074
T10-600-14	7762-2117	60	600	.079
T10-610-14	7762-2118	61	610	.081
T10-630-14	7762-2119	63	630	.083
T10-660-14	7762-2120	66	660	.087
T10-690-14	7762-2121	69	690	.091
T10-700-14	7762-2122	70	700	.093
T10-720-14	7762-2123	72	720	.095
T10-730-14	7762-2124	73	730	.097
T10-750-14	7762-2125	75	750	.099
T10-780-14	7762-2126	78	780	.103
T10-800-14	7762-0328	80	800	.106
T10-810-14	7762-2127	81	810	.107
T10-840-14	7762-2128	84	840	.111
T10-880-14	7762-2129	88	880	.117
T10-890-14	7762-2130	89	890	.118
T10-900-14	7762-2131	90	900	.119
T10-910-14	7762-2132	91	910	.121
T10-920-14	7762-2133	92	920	.122
T10-950-14	7762-0341	95	950	.126
T10-960-14	7762-2134	96	960	.127
T10-970-14	7762-2135	97	970	.128

Part No.	Product No.	Number of Teeth	Pitch Length (mm)	Weight (Lbs.)
T10-980-14	7762-2136	98	980	.130
T10-1000-14	7762-0354	100	1000	.132
T10-1010-14	7762-2137	101	1010	.134
T10-1080-14	7762-2138	108	1080	.143
T10-1100-14	7762-2139	110	1100	.146
T10-1110-14	7762-2140	111	1110	.147
T10-1140-14	7762-2141	114	1140	.151
T10-1150-14	7762-2142	115	1150	.152
T10-1210-14	7762-2143	121	1210	.160
T10-1240-14	7762-2144	124	1240	.164
T10-1250-14	7762-2145	125	1250	.166
T10-1300-14	7762-2146	130	1300	.172
T10-1320-14	7762-2147	132	1320	.175
T10-1350-14	7762-2148	135	1350	.179
T10-1390-14	7762-2149	139	1390	.184
T10-1400-14	7762-2150	140	1400	.185
T10-1420-14	7762-2151	142	1420	.188
T10-1450-14	7762-2152	145	1450	.192
T10-1460-14	7762-2153	146	1460	.193
T10-1500-14	7762-2154	150	1500	.199
T10-1560-14	7762-2155	156	1560	.207
T10-1600-14	7762-0618	160	1600	.212
T10-1610-14	7762-2156	161	1610	.213
T10-1700-14	7762-0595	170	1700	.225
T10-1750-14	7762-2157	175	1750	.232
T10-1780-14	7762-2158	178	1780	.236
T10-1880-14	7762-2159	188	1880	.249
T10-1960-14	7762-2160	196	1960	.260
T10-2250-14	7762-2161	225	2250	.298



# Synchro-Power® Polyurethane Belts

## Product No. Series 7762 (continued)

### T10 Pitch — 16mm Wide

Part No.	Product No.	Number of Teeth	Pitch Length (mm)	Weight (Lbs.)	Part No.	Product No.	Number of Teeth	Pitch Length (mm)	Weight (Lbs.)
T10-260-16	7762-2165	26	260	.039	T10-980-16	7762-2193	98	980	.148
T10-370-16	7762-2166	37	370	.056	T10-1000-16	7762-0355	100	1000	.151
T10-400-16	7762-2167	40	400	.061	T10-1010-16	7762-2194	101	1010	.153
T10-410-16	7762-2168	41	410	.062	T10-1080-16	7762-2195	108	1080	.163
T10-440-16	7762-2169	44	440	.067	T10-1100-16	7762-2196	110	1100	.166
T10-450-16	7762-2170	45	450	.068	T10-1110-16	7762-2197	111	1110	.168
T10-500-16	7762-2171	50	500	.076	T10-1140-16	7762-2198	114	1140	.173
T10-530-16	7762-2172	53	530	.080	T10-1150-16	7762-2199	115	1150	.174
T10-560-16	7762-2173	56	560	.085	T10-1210-16	7762-2200	121	1210	.183
T10-600-16	7762-2174	60	600	.091	T10-1240-16	7762-2201	124	1240	.188
T10-610-16	7762-2175	61	610	.092	T10-1250-16	7762-2202	125	1250	.189
T10-630-16	7762-2176	63	630	.095	T10-1300-16	7762-2203	130	1300	.197
T10-660-16	7762-2177	66	660	.100	T10-1320-16	7762-2204	132	1320	.200
T10-690-16	7762-2178	69	690	.104	T10-1350-16	7762-2205	135	1350	.204
T10-700-16	7762-2179	70	700	.106	T10-1390-16	7762-2206	139	1390	.210
T10-720-16	7762-2180	72	720	.109	T10-1400-16	7762-2207	140	1400	.212
T10-730-16	7762-2181	73	730	.110	T10-1420-16	7762-2208	142	1420	.215
T10-750-16	7762-2182	75	750	.114	T10-1450-16	7762-2209	145	1450	.219
T10-780-16	7762-2183	78	780	.118	T10-1460-16	7762-2210	146	1460	.221
T10-800-16	7762-0329	80	800	.121	T10-1500-16	7762-2211	150	1500	.227
T10-810-16	7762-2184	81	810	.123	T10-1560-16	7762-2212	156	1560	.236
T10-840-16	7762-2185	84	840	.127	T10-1600-16	7762-0619	160	1600	.242
T10-880-16	7762-2186	88	880	.133	T10-1610-16	7762-2213	161	1610	.244
T10-890-16	7762-2187	89	890	.135	T10-1700-16	7762-0596	170	1700	.257
T10-900-16	7762-2188	90	900	.136	T10-1750-16	7762-2214	175	1750	.265
T10-910-16	7762-2189	91	910	.138	T10-1780-16	7762-2215	178	1780	.269
T10-920-16	7762-2190	92	920	.139	T10-1880-16	7762-2216	188	1880	.285
T10-950-16	7762-0342	95	950	.144	T10-1960-16	7762-2217	196	1960	.297
T10-960-16	7762-2191	96	960	.145	T10-2250-16	7762-2218	225	2250	.341
T10-970-16	7762-2192	97	970	.147					

### T10 Pitch — 20mm Wide

Part No.	Product No.	Number of Teeth	Pitch Length (mm)	Weight (Lbs.)	Part No.	Product No.	Number of Teeth	Pitch Length (mm)	Weight (Lbs.)
T10-260-20	7762-2220	26	260	.049	T10-910-20	7762-2244	91	910	.172
T10-370-20	7762-2221	37	370	.070	T10-920-20	7762-2245	92	920	.174
T10-400-20	7762-2222	40	400	.076	T10-950-20	7762-0343	95	950	.180
T10-410-20	7762-2223	41	410	.078	T10-960-20	7762-2246	96	960	.182
T10-440-20	7762-2224	44	440	.083	T10-970-20	7762-2247	97	970	.184
T10-450-20	7762-2225	45	450	.085	T10-980-20	7762-2248	98	980	.185
T10-500-20	7762-2226	50	500	.095	T10-1000-20	7762-0356	100	1000	.189
T10-530-20	7762-2227	53	530	.100	T10-1010-20	7762-2249	101	1010	.191
T10-560-20	7762-2228	56	560	.106	T10-1080-20	7762-2250	108	1080	.204
T10-600-20	7762-2229	60	600	.114	T10-1100-20	7762-2251	110	1100	.208
T10-610-20	7762-2230	61	610	.115	T10-1110-20	7762-2252	111	1110	.210
T10-630-20	7762-2231	63	630	.119	T10-1140-20	7762-2253	114	1140	.216
T10-660-20	7762-2232	66	660	.125	T10-1150-20	7762-2254	115	1150	.218
T10-690-20	7762-2233	69	690	.131	T10-1210-20	7762-2255	121	1210	.229
T10-700-20	7762-2234	70	700	.132	T10-1240-20	7762-2256	124	1240	.235
T10-720-20	7762-2235	72	720	.136	T10-1250-20	7762-2257	125	1250	.237
T10-730-20	7762-2236	73	730	.138	T10-1300-20	7762-2258	130	1300	.246
T10-750-20	7762-2237	75	750	.142	T10-1320-20	7762-2259	132	1320	.250
T10-780-20	7762-2238	78	780	.148	T10-1350-20	7762-2260	135	1350	.255
T10-800-20	7762-0330	80	800	.151	T10-1390-20	7762-2261	139	1390	.263
T10-810-20	7762-2239	81	810	.153	T10-1400-20	7762-2262	140	1400	.265
T10-840-20	7762-2240	84	840	.159	T10-1420-20	7762-2263	142	1420	.269
T10-880-20	7762-2241	88	880	.166	T10-1450-20	7762-2264	145	1450	.274
T10-890-20	7762-2242	89	890	.168	T10-1460-20	7762-2265	146	1460	.276
T10-900-20	7762-2243	90	900	.170	T10-1500-20	7762-2266	150	1500	.284



# Synchro-Power® Polyurethane Belts

## Product No. Series 7762 (continued)

### T10 Pitch — 20mm Wide (continued)

Part No.	Product No.	Number of Teeth	Pitch Length (mm)	Weight (Lbs.)
T10-1560-20	7762-2267	156	1560	.295
T10-1600-20	7762-0620	160	1600	.303
T10-1610-20	7762-2268	161	1610	.305
T10-1700-20	7762-0597	170	1700	.322
T10-1750-20	7762-2269	175	1750	.331

Part No.	Product No.	Number of Teeth	Pitch Length (mm)	Weight (Lbs.)
T10-1780-20	7762-2270	178	1780	.337
T10-1880-20	7762-2271	188	1880	.356
T10-1960-20	7762-2272	196	1960	.371
T10-2250-20	7762-2273	225	2250	.426

### T10 Pitch — 25mm Wide

Part No.	Product No.	Number of Teeth	Pitch Length (mm)	Weight (Lbs.)
T10-260-25	7762-2275	26	260	.061
T10-370-25	7762-2276	37	370	.088
T10-400-25	7762-2277	40	400	.095
T10-410-25	7762-2278	41	410	.097
T10-440-25	7762-2279	44	440	.104
T10-450-25	7762-2280	45	450	.106
T10-500-25	7762-2281	50	500	.118
T10-530-25	7762-2282	53	530	.125
T10-560-25	7762-2283	56	560	.132
T10-600-25	7762-2284	60	600	.142
T10-610-25	7762-2285	61	610	.144
T10-630-25	7762-2286	63	630	.149
T10-660-25	7762-2287	66	660	.156
T10-690-25	7762-2288	69	690	.163
T10-700-25	7762-2289	70	700	.166
T10-720-25	7762-2290	72	720	.170
T10-730-25	7762-2291	73	730	.173
T10-750-25	7762-2292	75	750	.177
T10-780-25	7762-2293	78	780	.184
T10-800-25	7762-0331	80	800	.189
T10-810-25	7762-2294	81	810	.192
T10-840-25	7762-2295	84	840	.199
T10-880-25	7762-2296	88	880	.208
T10-890-25	7762-2297	89	890	.210
T10-900-25	7762-2298	90	900	.213
T10-910-25	7762-2299	91	910	.215
T10-920-25	7762-2300	92	920	.218
T10-950-25	7762-0344	95	950	.225
T10-960-25	7762-2301	96	960	.227
T10-970-25	7762-2302	97	970	.229

Part No.	Product No.	Number of Teeth	Pitch Length (mm)	Weight (Lbs.)
T10-980-25	7762-2303	98	980	.232
T10-1000-25	7762-0357	100	1000	.237
T10-1010-25	7762-2304	101	1010	.239
T10-1080-25	7762-2305	108	1080	.255
T10-1100-25	7762-2306	110	1100	.260
T10-1110-25	7762-2307	111	1110	.263
T10-1140-25	7762-2308	114	1140	.270
T10-1150-25	7762-2309	115	1150	.272
T10-1210-25	7762-2310	121	1210	.286
T10-1240-25	7762-2311	124	1240	.293
T10-1250-25	7762-2312	125	1250	.296
T10-1300-25	7762-2313	130	1300	.307
T10-1320-25	7762-2314	132	1320	.312
T10-1350-25	7762-2315	135	1350	.319
T10-1390-25	7762-2316	139	1390	.329
T10-1400-25	7762-2317	140	1400	.331
T10-1420-25	7762-2318	142	1420	.336
T10-1450-25	7762-2319	145	1450	.343
T10-1460-25	7762-2320	146	1460	.345
T10-1500-25	7762-2321	150	1500	.355
T10-1560-25	7762-2322	156	1560	.369
T10-1600-25	7762-0621	160	1600	.378
T10-1610-25	7762-2323	161	1610	.381
T10-1700-25	7762-0598	170	1700	.402
T10-1750-25	7762-2324	175	1750	.414
T10-1780-25	7762-2325	178	1780	.421
T10-1880-25	7762-2326	188	1880	.445
T10-1960-25	7762-2327	196	1960	.464
T10-2250-25	7762-2328	225	2250	.532

### T10 Pitch — 32mm Wide

Part No.	Product No.	Number of Teeth	Pitch Length (mm)	Weight (Lbs.)
T10-260-32	7762-2330	26	260	.079
T10-370-32	7762-2331	37	370	.112
T10-400-32	7762-2332	40	400	.121
T10-410-32	7762-2333	41	410	.124
T10-440-32	7762-2334	44	440	.133
T10-450-32	7762-2335	45	450	.136
T10-500-32	7762-2336	50	500	.151
T10-530-32	7762-2337	53	530	.160
T10-560-32	7762-2338	56	560	.170
T10-600-32	7762-2339	60	600	.182
T10-610-32	7762-2340	61	610	.185
T10-630-32	7762-2341	63	630	.191
T10-660-32	7762-2342	66	660	.200
T10-690-32	7762-2343	69	690	.209

Part No.	Product No.	Number of Teeth	Pitch Length (mm)	Weight (Lbs.)
T10-700-32	7762-2344	70	700	.212
T10-720-32	7762-2345	72	720	.218
T10-730-32	7762-2346	73	730	.221
T10-750-32	7762-2347	75	750	.227
T10-780-32	7762-2348	78	780	.236
T10-800-32	7762-0332	80	800	.242
T10-810-32	7762-2349	81	810	.245
T10-840-32	7762-2350	84	840	.254
T10-880-32	7762-2351	88	880	.266
T10-890-32	7762-2352	89	890	.269
T10-900-32	7762-2353	90	900	.272
T10-910-32	7762-2354	91	910	.275
T10-920-32	7762-2355	92	920	.279
T10-950-32	7762-0345	95	950	.288



# Synchro-Power® Polyurethane Belts

## Product No. Series 7762 (continued)

### T10 Pitch — 32mm Wide (continued)

Part No.	Product No.	Number of Teeth	Pitch Length (mm)	Weight (Lbs.)	Part No.	Product No.	Number of Teeth	Pitch Length (mm)	Weight (Lbs.)
T10-960-32	7762-2356	96	960	.291	T10-1390-32	7762-2371	139	1390	.421
T10-970-32	7762-2357	97	970	.294	T10-1400-32	7762-2372	140	1400	.424
T10-980-32	7762-2358	98	980	.297	T10-1420-32	7762-2373	142	1420	.430
T10-1000-32	7762-0358	100	1000	.303	T10-1450-32	7762-2374	145	1450	.439
T10-1010-32	7762-2359	101	1010	.306	T10-1460-32	7762-2375	146	1460	.442
T10-1080-32	7762-2360	108	1080	.327	T10-1500-32	7762-2376	150	1500	.454
T10-1100-32	7762-2361	110	1100	.333	T10-1560-32	7762-2377	156	1560	.472
T10-1110-32	7762-2362	111	1110	.336	T10-1600-32	7762-0622	160	1600	.484
T10-1140-32	7762-2363	114	1140	.345	T10-1610-32	7762-2378	161	1610	.487
T10-1150-32	7762-2364	115	1150	.348	T10-1700-32	7762-0599	170	1700	.515
T10-1210-32	7762-2365	121	1210	.366	T10-1750-32	7762-2379	175	1750	.530
T10-1240-32	7762-2366	124	1240	.375	T10-1780-32	7762-2380	178	1780	.539
T10-1250-32	7762-2367	125	1250	.378	T10-1880-32	7762-2381	188	1880	.569
T10-1300-32	7762-2368	130	1300	.394	T10-1960-32	7762-2382	196	1960	.593
T10-1320-32	7762-2369	132	1320	.400	T10-2250-32	7762-2383	225	2250	.681
T10-1350-32	7762-2370	135	1350	.409					

### T10 Pitch — 50mm Wide

Part No.	Product No.	Number of Teeth	Pitch Length (mm)	Weight (Lbs.)	Part No.	Product No.	Number of Teeth	Pitch Length (mm)	Weight (Lbs.)
T10-260-50	7762-2385	26	260	.123	T10-980-50	7762-2413	98	980	.464
T10-370-50	7762-2386	37	370	.175	T10-1000-50	7762-0359	100	1000	.473
T10-400-50	7762-2387	40	400	.189	T10-1010-50	7762-2414	101	1010	.478
T10-410-50	7762-2388	41	410	.194	T10-1080-50	7762-2415	108	1080	.511
T10-440-50	7762-2389	44	440	.208	T10-1100-50	7762-2416	110	1100	.520
T10-450-50	7762-2390	45	450	.213	T10-1110-50	7762-2417	111	1110	.525
T10-500-50	7762-2391	50	500	.237	T10-1140-50	7762-2418	114	1140	.539
T10-530-50	7762-2392	53	530	.251	T10-1150-50	7762-2419	115	1150	.544
T10-560-50	7762-2393	56	560	.265	T10-1210-50	7762-2420	121	1210	.572
T10-600-50	7762-2394	60	600	.284	T10-1240-50	7762-2421	124	1240	.587
T10-610-50	7762-2395	61	610	.289	T10-1250-50	7762-2422	125	1250	.591
T10-630-50	7762-2396	63	630	.298	T10-1300-50	7762-2423	130	1300	.615
T10-660-50	7762-2397	66	660	.312	T10-1320-50	7762-2424	132	1320	.624
T10-690-50	7762-2398	69	690	.326	T10-1350-50	7762-2425	135	1350	.639
T10-700-50	7762-2399	70	700	.331	T10-1390-50	7762-2426	139	1390	.657
T10-720-50	7762-2400	72	720	.341	T10-1400-50	7762-2427	140	1400	.662
T10-730-50	7762-2401	73	730	.345	T10-1420-50	7762-2428	142	1420	.672
T10-750-50	7762-2402	75	750	.355	T10-1450-50	7762-2429	145	1450	.686
T10-780-50	7762-2403	78	780	.369	T10-1460-50	7762-2430	146	1460	.691
T10-800-50	7762-0333	80	800	.378	T10-1500-50	7762-2431	150	1500	.710
T10-810-50	7762-2404	81	810	.383	T10-1560-50	7762-2432	156	1560	.738
T10-840-50	7762-2405	84	840	.397	T10-1600-50	7762-0623	160	1600	.757
T10-880-50	7762-2406	88	880	.416	T10-1610-50	7762-2433	161	1610	.762
T10-890-50	7762-2407	89	890	.421	T10-1700-50	7762-0600	170	1700	.804
T10-900-50	7762-2408	90	900	.426	T10-1750-50	7762-2434	175	1750	.828
T10-910-50	7762-2409	91	910	.430	T10-1780-50	7762-2435	178	1780	.842
T10-920-50	7762-2410	92	920	.435	T10-1880-50	7762-2436	188	1880	.889
T10-950-50	7762-0346	95	950	.449	T10-1960-50	7762-2437	196	1960	.927
T10-960-50	7762-2411	96	960	.454	T10-2250-50	7762-2438	225	2250	1.064
T10-970-50	7762-2412	97	970	.459					

### T10 Pitch — 75mm Wide

Part No.	Product No.	Number of Teeth	Pitch Length (mm)	Weight (Lbs.)	Part No.	Product No.	Number of Teeth	Pitch Length (mm)	Weight (Lbs.)
T10-260-75	7762-2450	26	260	.184	T10-410-75	7762-2453	41	410	.291
T10-370-75	7762-2451	37	370	.263	T10-440-75	7762-2454	44	440	.312
T10-400-75	7762-2452	40	400	.284	T10-450-75	7762-2455	45	450	.319



# Synchro-Power® Polyurethane Belts

Product No. Series 7762 (continued)

T10 Pitch — 75mm Wide (continued)

Part No.	Product No.	Number of Teeth	Pitch Length (mm)	Weight (Lbs.)
T10-500-75	7762-2456	50	500	.355
T10-530-75	7762-2457	53	530	.376
T10-560-75	7762-2458	56	560	.397
T10-600-75	7762-2459	60	600	.426
T10-610-75	7762-2460	61	610	.433
T10-630-75	7762-2461	63	630	.447
T10-660-75	7762-2462	66	660	.468
T10-690-75	7762-2463	69	690	.490
T10-700-75	7762-2464	70	700	.497
T10-720-75	7762-2465	72	720	.511
T10-730-75	7762-2466	73	730	.518
T10-750-75	7762-2467	75	750	.532
T10-780-75	7762-2468	78	780	.553
T10-800-75	7762-0334	80	800	.568
T10-810-75	7762-2469	81	810	.575
T10-840-75	7762-2470	84	840	.596
T10-880-75	7762-2471	88	880	.624
T10-890-75	7762-2472	89	890	.631
T10-900-75	7762-2473	90	900	.639
T10-910-75	7762-2474	91	910	.646
T10-920-75	7762-2475	92	920	.653
T10-950-75	7762-0347	95	950	.674
T10-960-75	7762-2476	96	960	.681
T10-970-75	7762-2477	97	970	.688
T10-980-75	7762-2478	98	980	.695
T10-1000-75	7762-0360	100	1000	.710
T10-1010-75	7762-2479	101	1010	.717

Part No.	Product No.	Number of Teeth	Pitch Length (mm)	Weight (Lbs.)
T10-1080-75	7762-2480	108	1080	.766
T10-1100-75	7762-2481	110	1100	.780
T10-1110-75	7762-2482	111	1110	.788
T10-1140-75	7762-2483	114	1140	.809
T10-1150-75	7762-2484	115	1150	.816
T10-1210-75	7762-2485	121	1210	.858
T10-1240-75	7762-2486	124	1240	.880
T10-1250-75	7762-2487	125	1250	.887
T10-1300-75	7762-2488	130	1300	.922
T10-1320-75	7762-2489	132	1320	.937
T10-1350-75	7762-2490	135	1350	.958
T10-1390-75	7762-2491	139	1390	.986
T10-1400-75	7762-2492	140	1400	.993
T10-1420-75	7762-2493	142	1420	1.007
T10-1450-75	7762-2494	145	1450	1.029
T10-1460-75	7762-2495	146	1460	1.036
T10-1500-75	7762-2496	150	1500	1.064
T10-1560-75	7762-2497	156	1560	1.107
T10-1600-75	7762-0624	160	1600	1.135
T10-1610-75	7762-2498	161	1610	1.142
T10-1700-75	7762-0601	170	1700	1.206
T10-1750-75	7762-2499	175	1750	1.242
T10-1780-75	7762-2500	178	1780	1.263
T10-1880-75	7762-2501	188	1880	1.334
T10-1960-75	7762-2502	196	1960	1.391
T10-2250-75	7762-2503	225	2250	1.596

T10 Pitch — 100mm Wide

Part No.	Product No.	Number of Teeth	Pitch Length (mm)	Weight (Lbs.)
T10-260-100	7762-2505	26	260	.246
T10-370-100	7762-2506	37	370	.350
T10-400-100	7762-2507	40	400	.378
T10-410-100	7762-2508	41	410	.388
T10-440-100	7762-2509	44	440	.416
T10-450-100	7762-2510	45	450	.426
T10-500-100	7762-2511	50	500	.473
T10-530-100	7762-2512	43	530	.501
T10-560-100	7762-2513	56	560	.530
T10-600-100	7762-2514	60	600	.568
T10-610-100	7762-2515	61	610	.577
T10-630-100	7762-2516	63	630	.596
T10-660-100	7762-2517	66	660	.624
T10-690-100	7762-2518	69	690	.653
T10-700-100	7762-2519	70	700	.662
T10-720-100	7762-2520	72	720	.681
T10-730-100	7762-2521	73	730	.691
T10-750-100	7762-2522	75	750	.710
T10-780-100	7762-2523	78	780	.738
T10-800-100	7762-0335	80	800	.757
T10-810-100	7762-2524	81	810	.766
T10-840-100	7762-2525	84	840	.795
T10-880-100	7762-2526	88	880	.832
T10-890-100	7762-2527	89	890	.842
T10-900-100	7762-2528	90	900	.851
T10-910-100	7762-2529	91	910	.861
T10-920-100	7762-2530	92	920	.870

Part No.	Product No.	Number of Teeth	Pitch Length (mm)	Weight (Lbs.)
T10-950-100	7762-0348	95	950	.899
T10-960-100	7762-2531	96	960	.908
T10-970-100	7762-2532	97	970	.918
T10-980-100	7762-2533	98	980	.927
T10-1000-100	7762-0361	100	1000	.946
T10-1010-100	7762-2534	101	1010	.955
T10-1080-100	7762-2535	108	1080	1.022
T10-1100-100	7762-2536	110	1100	1.041
T10-1110-100	7762-2537	111	1110	1.050
T10-1140-100	7762-2538	114	1140	1.078
T10-1150-100	7762-2539	115	1150	1.088
T10-1210-100	7762-2540	121	1210	1.145
T10-1240-100	7762-2541	124	1240	1.173
T10-1250-100	7762-2542	125	1250	1.183
T10-1300-100	7762-2543	130	1300	1.230
T10-1320-100	7762-2544	132	1320	1.249
T10-1350-100	7762-2545	135	1350	1.277
T10-1390-100	7762-2546	139	1390	1.315
T10-1400-100	7762-2547	140	1400	1.324
T10-1420-100	7762-2548	142	1420	1.343
T10-1450-100	7762-2549	145	1450	1.372
T10-1460-100	7762-2550	146	1460	1.381
T10-1500-100	7762-2551	150	1500	1.419
T10-1560-100	7762-2552	156	1560	1.476
T10-1600-100	7762-0625	160	1600	1.514
T10-1610-100	7762-2553	161	1610	1.523
T10-1700-100	7762-0602	170	1700	1.608



# Synchro-Power® Polyurethane Belts

## Product No. Series 7762 (continued)

### T10 Pitch — 100mm Wide (continued)

Part No.	Product No.	Number of Teeth	Pitch Length (mm)	Weight (Lbs.)
T10-1750-100	7762-2554	175	1750	1.656
T10-1780-100	7762-2555	178	1780	1.684
T10-1880-100	7762-2556	188	1880	1.778

Part No.	Product No.	Number of Teeth	Pitch Length (mm)	Weight (Lbs.)
T10-1960-100	7762-2557	196	1960	1.854
T10-2250-100	7762-2558	225	2250	2.129

### T10 Pitch — 200mm Wide

Part No.	Product No.	Number of Teeth	Pitch Length (mm)	Weight (Lbs.)
T10-750-200	7762-2577	75	750	1.419
T10-1560-200	7762-2607	156	1560	2.952

Part No.	Product No.	Number of Teeth	Pitch Length (mm)	Weight (Lbs.)
T10-1700-200	7762-0603	170	1700	3.216

### AT5 Pitch — 4mm Wide

Part No.	Product No.	Number of Teeth	Pitch Length (mm)	Weight (Lbs.)
AT5-255-4	7762-3001	51	255	.007
AT5-275-4	7762-3002	55	275	.008
AT5-280-4	7762-3003	56	280	.008
AT5-300-4	7762-3004	60	300	.008
AT5-340-4	7762-3005	68	340	.010
AT5-375-4	7762-3006	75	375	.011
AT5-390-4	7762-3007	78	390	.011
AT5-420-4	7762-3008	84	420	.012
AT5-455-4	7762-3009	91	455	.013
AT5-500-4	7762-3010	100	500	.014
AT5-545-4	7762-3011	109	545	.015
AT5-600-4	7762-3012	120	600	.017

Part No.	Product No.	Number of Teeth	Pitch Length (mm)	Weight (Lbs.)
AT5-610-4	7762-3013	122	610	.017
AT5-630-4	7762-3014	126	630	.018
AT5-660-4	7762-3015	132	660	.019
AT5-720-4	7762-3016	144	720	.020
AT5-750-4	7762-3017	150	750	.021
AT5-780-4	7762-3018	156	780	.022
AT5-825-4	7762-3019	165	825	.023
AT5-975-4	7762-3020	195	975	.027
AT5-1050-4	7762-3021	210	1050	.030
AT5-1125-4	7762-3022	225	1125	.032
AT5-1500-4	7762-3311	300	1500	.042

### AT5 Pitch — 6mm Wide

Part No.	Product No.	Number of Teeth	Pitch Length (mm)	Weight (Lbs.)
AT5-255-6	7762-3025	51	255	.011
AT5-275-6	7762-3026	55	275	.012
AT5-280-6	7762-3027	56	280	.012
AT5-300-6	7762-3028	60	300	.013
AT5-340-6	7762-3029	68	340	.014
AT5-375-6	7762-3030	75	375	.016
AT5-390-6	7762-3031	78	390	.016
AT5-420-6	7762-3032	84	420	.018
AT5-455-6	7762-3033	91	455	.019
AT5-500-6	7762-3034	100	500	.021
AT5-545-6	7762-3035	109	545	.023
AT5-600-6	7762-3036	120	600	.025

Part No.	Product No.	Number of Teeth	Pitch Length (mm)	Weight (Lbs.)
AT5-610-6	7762-3037	122	610	.026
AT5-630-6	7762-3038	126	630	.027
AT5-660-6	7762-3039	132	660	.028
AT5-720-6	7762-3040	144	720	.030
AT5-750-6	7762-3041	150	750	.032
AT5-780-6	7762-3042	156	780	.033
AT5-825-6	7762-3043	165	825	.035
AT5-975-6	7762-3044	195	975	.041
AT5-1050-6	7762-3045	210	1050	.044
AT5-1125-6	7762-3046	225	1125	.048
AT5-1500-6	7762-3312	300	1500	.063

### AT5 Pitch — 8mm Wide

Part No.	Product No.	Number of Teeth	Pitch Length (mm)	Weight (Lbs.)
AT5-255-8	7762-3049	51	255	.014
AT5-275-8	7762-3050	55	275	.015
AT5-280-8	7762-3051	56	280	.016
AT5-300-8	7762-3052	60	300	.017
AT5-340-8	7762-3053	68	340	.019
AT5-375-8	7762-3054	75	375	.021
AT5-390-8	7762-3055	78	390	.022
AT5-420-8	7762-3056	84	420	.024
AT5-455-8	7762-3057	91	455	.026

Part No.	Product No.	Number of Teeth	Pitch Length (mm)	Weight (Lbs.)
AT5-500-8	7762-3058	100	500	.028
AT5-545-8	7762-3059	109	545	.031
AT5-600-8	7762-3060	120	600	.034
AT5-610-8	7762-3061	122	610	.034
AT5-630-8	7762-3062	126	630	.035
AT5-660-8	7762-3063	132	660	.037
AT5-720-8	7762-3064	144	720	.041
AT5-750-8	7762-3065	150	750	.042
AT5-780-8	7762-3066	156	780	.044



# Synchro-Power® Polyurethane Belts

## Product No. Series 7762 (continued)

### AT5 Pitch — 8mm Wide (continued)

Part No.	Product No.	Number of Teeth	Pitch Length (mm)	Weight (Lbs.)
AT5-825-8	7762-3067	165	825	.046
AT5-975-8	7762-3068	195	975	.055
AT5-1050-8	7762-3069	210	1050	.059

Part No.	Product No.	Number of Teeth	Pitch Length (mm)	Weight (Lbs.)
AT5-1125-8	7762-3070	225	1125	.063
AT5-1500-8	7762-3313	300	1500	.084

### AT5 Pitch — 10mm Wide

Part No.	Product No.	Number of Teeth	Pitch Length (mm)	Weight (Lbs.)
AT5-255-10	7762-3073	51	255	.018
AT5-275-10	7762-3074	55	275	.019
AT5-280-10	7762-3075	56	280	.020
AT5-300-10	7762-3076	60	300	.021
AT5-340-10	7762-3077	68	340	.024
AT5-375-10	7762-3078	75	375	.026
AT5-390-10	7762-3079	78	390	.027
AT5-420-10	7762-3080	84	420	.030
AT5-455-10	7762-3081	91	455	.032
AT5-500-10	7762-3082	100	500	.035
AT5-545-10	7762-3083	109	545	.038
AT5-600-10	7762-3084	120	600	.042

Part No.	Product No.	Number of Teeth	Pitch Length (mm)	Weight (Lbs.)
AT5-610-10	7762-3085	122	610	.043
AT5-630-10	7762-3086	126	630	.044
AT5-660-10	7762-3087	132	660	.046
AT5-720-10	7762-3088	144	720	.051
AT5-750-10	7762-3089	150	750	.053
AT5-780-10	7762-3090	156	780	.055
AT5-825-10	7762-3091	165	825	.058
AT5-975-10	7762-3092	195	975	.069
AT5-1050-10	7762-3093	210	1050	.074
AT5-1125-10	7762-3094	225	1125	.079
AT5-1500-10	7762-3314	300	1500	.106

### AT5 Pitch — 12mm Wide

Part No.	Product No.	Number of Teeth	Pitch Length (mm)	Weight (Lbs.)
AT5-255-12	7762-3097	51	255	.022
AT5-275-12	7762-3098	55	275	.023
AT5-280-12	7762-3099	56	280	.024
AT5-300-12	7762-3100	60	300	.025
AT5-340-12	7762-3101	68	340	.029
AT5-375-12	7762-3102	75	375	.032
AT5-390-12	7762-3103	78	390	.033
AT5-420-12	7762-3104	84	420	.035
AT5-455-12	7762-3105	91	455	.038
AT5-500-12	7762-3106	100	500	.042
AT5-545-12	7762-3107	109	545	.046
AT5-600-12	7762-3108	120	600	.051

Part No.	Product No.	Number of Teeth	Pitch Length (mm)	Weight (Lbs.)
AT5-610-12	7762-3109	122	610	.052
AT5-630-12	7762-3110	126	630	.053
AT5-660-12	7762-3111	132	660	.056
AT5-720-12	7762-3112	144	720	.061
AT5-750-12	7762-3113	150	750	.063
AT5-780-12	7762-3114	156	780	.066
AT5-825-12	7762-3115	165	825	.070
AT5-975-12	7762-3116	195	975	.082
AT5-1050-12	7762-3117	210	1050	.089
AT5-1125-12	7762-3118	225	1125	.095
AT5-1500-12	7762-3315	300	1500	.127

### AT5 Pitch — 16mm Wide

Part No.	Product No.	Number of Teeth	Pitch Length (mm)	Weight (Lbs.)
AT5-255-16	7762-3121	51	255	.029
AT5-275-16	7762-3122	55	275	.031
AT5-280-16	7762-3123	56	280	.032
AT5-300-16	7762-3124	60	300	.034
AT5-340-16	7762-3125	68	340	.038
AT5-375-16	7762-3126	75	375	.042
AT5-390-16	7762-3127	78	390	.044
AT5-420-16	7762-3128	84	420	.047
AT5-455-16	7762-3129	91	455	.051
AT5-500-16	7762-3130	100	500	.056
AT5-545-16	7762-3131	109	545	.061
AT5-600-16	7762-3132	120	600	.068

Part No.	Product No.	Number of Teeth	Pitch Length (mm)	Weight (Lbs.)
AT5-610-16	7762-3133	122	610	.069
AT5-630-16	7762-3134	126	630	.071
AT5-660-16	7762-3135	132	660	.074
AT5-720-16	7762-3136	144	720	.081
AT5-750-16	7762-3137	150	750	.084
AT5-780-16	7762-3138	156	780	.088
AT5-825-16	7762-3139	165	825	.093
AT5-975-16	7762-3140	195	975	.110
AT5-1050-16	7762-3141	210	1050	.118
AT5-1125-16	7762-3142	225	1125	.127
AT5-1500-16	7762-3316	300	1500	.169



# Synchro-Power® Polyurethane Belts

## Product No. Series 7762 (continued)

### AT5 Pitch — 20mm Wide

Part No.	Product No.	Number of Teeth	Pitch Length (mm)	Weight (Lbs.)
AT5-255-20	7762-3145	51	255	.036
AT5-275-20	7762-3146	55	275	.039
AT5-280-20	7762-3147	56	280	.039
AT5-300-20	7762-3148	60	300	.042
AT5-340-20	7762-3149	68	340	.048
AT5-375-20	7762-3150	75	375	.053
AT5-390-20	7762-3151	78	390	.055
AT5-420-20	7762-3152	84	420	.059
AT5-455-20	7762-3153	91	455	.064
AT5-500-20	7762-3154	100	500	.070
AT5-545-20	7762-3155	109	545	.077
AT5-600-20	7762-3156	120	600	.084

Part No.	Product No.	Number of Teeth	Pitch Length (mm)	Weight (Lbs.)
AT5-610-20	7762-3157	122	610	.086
AT5-630-20	7762-3158	126	630	.089
AT5-660-20	7762-3159	132	660	.093
AT5-720-20	7762-3160	144	720	.101
AT5-750-20	7762-3161	150	750	.106
AT5-780-20	7762-3162	156	780	.110
AT5-825-20	7762-3163	165	825	.116
AT5-975-20	7762-3164	195	975	.137
AT5-1050-20	7762-3165	210	1050	.148
AT5-1125-20	7762-3166	225	1125	.158
AT5-1500-20	7762-3317	300	1500	.211

### AT5 Pitch — 25mm Wide

Part No.	Product No.	Number of Teeth	Pitch Length (mm)	Weight (Lbs.)
AT5-255-25	7762-3169	51	255	.045
AT5-275-25	7762-3170	55	275	.048
AT5-280-25	7762-3171	56	280	.049
AT5-300-25	7762-3172	60	300	.053
AT5-340-25	7762-3173	68	340	.060
AT5-375-25	7762-3174	75	375	.066
AT5-390-25	7762-3175	78	390	.069
AT5-420-25	7762-3176	84	420	.074
AT5-455-25	7762-3177	91	455	.080
AT5-500-25	7762-3178	100	500	.088
AT5-545-25	7762-3179	109	545	.096
AT5-600-25	7762-3180	120	600	.106

Part No.	Product No.	Number of Teeth	Pitch Length (mm)	Weight (Lbs.)
AT5-610-25	7762-3181	122	610	.107
AT5-630-25	7762-3182	126	630	.111
AT5-660-25	7762-3183	132	660	.116
AT5-720-25	7762-3184	144	720	.127
AT5-750-25	7762-3185	150	750	.132
AT5-780-25	7762-3186	156	780	.137
AT5-825-25	7762-3187	165	825	.145
AT5-975-25	7762-3188	195	975	.172
AT5-1050-25	7762-3189	210	1050	.185
AT5-1125-25	7762-3190	225	1125	.198
AT5-1500-25	7762-3318	300	1500	.264

### AT5 Pitch — 32mm Wide

Part No.	Product No.	Number of Teeth	Pitch Length (mm)	Weight (Lbs.)
AT5-255-32	7762-3193	51	255	.057
AT5-275-32	7762-3194	55	275	.062
AT5-280-32	7762-3195	56	280	.063
AT5-300-32	7762-3196	60	300	.068
AT5-340-32	7762-3197	68	340	.077
AT5-375-32	7762-3198	75	375	.084
AT5-390-32	7762-3199	78	390	.088
AT5-420-32	7762-3200	84	420	.095
AT5-455-32	7762-3201	91	455	.103
AT5-500-32	7762-3202	100	500	.113
AT5-545-32	7762-3203	109	545	.123
AT5-600-32	7762-3204	120	600	.135

Part No.	Product No.	Number of Teeth	Pitch Length (mm)	Weight (Lbs.)
AT5-610-32	7762-3205	122	610	.137
AT5-630-32	7762-3206	126	630	.142
AT5-660-32	7762-3207	132	660	.149
AT5-720-32	7762-3208	144	720	.162
AT5-750-32	7762-3209	150	750	.169
AT5-780-32	7762-3210	156	780	.176
AT5-825-32	7762-3211	165	825	.186
AT5-975-32	7762-3212	195	975	.220
AT5-1050-32	7762-3213	210	1050	.237
AT5-1125-32	7762-3214	225	1125	.253
AT5-1500-32	7762-3319	300	1500	.338

### AT5 Pitch — 50mm Wide

Part No.	Product No.	Number of Teeth	Pitch Length (mm)	Weight (Lbs.)
AT5-255-50	7762-3217	51	255	.090
AT5-275-50	7762-3218	55	275	.097
AT5-280-50	7762-3219	56	280	.099
AT5-300-50	7762-3220	60	300	.106
AT5-340-50	7762-3221	68	340	.120
AT5-375-50	7762-3222	75	375	.132
AT5-390-50	7762-3223	78	390	.137
AT5-420-50	7762-3224	84	420	.148

Part No.	Product No.	Number of Teeth	Pitch Length (mm)	Weight (Lbs.)
AT5-455-50	7762-3225	91	455	.160
AT5-500-50	7762-3226	100	500	.176
AT5-545-50	7762-3227	109	545	.192
AT5-600-50	7762-3228	120	600	.211
AT5-610-50	7762-3229	122	610	.215
AT5-630-50	7762-3230	126	630	.222
AT5-660-50	7762-3231	132	660	.232
AT5-720-50	7762-3232	144	720	.253



# Synchro-Power® Polyurethane Belts

## Product No. Series 7762 (continued)

### AT5 Pitch — 50mm Wide (continued)

Part No.	Product No.	Number of Teeth	Pitch Length (mm)	Weight (Lbs.)
AT5-750-50	7762-3233	150	750	.264
AT5-780-50	7762-3234	156	780	.275
AT5-825-50	7762-3235	165	825	.290
AT5-975-50	7762-3236	195	975	.343

Part No.	Product No.	Number of Teeth	Pitch Length (mm)	Weight (Lbs.)
AT5-1050-50	7762-3237	210	1050	.370
AT5-1125-50	7762-3238	225	1125	.396
AT5-1500-50	7762-3320	300	1500	.528

### AT5 Pitch — 75mm Wide

Part No.	Product No.	Number of Teeth	Pitch Length (mm)	Weight (Lbs.)
AT5-255-75	7762-3241	51	255	.135
AT5-275-75	7762-3242	55	275	.145
AT5-280-75	7762-3243	56	280	.148
AT5-300-75	7762-3244	60	300	.158
AT5-340-75	7762-3245	68	340	.180
AT5-375-75	7762-3246	75	375	.198
AT5-390-75	7762-3247	78	390	.206
AT5-420-75	7762-3248	84	420	.222
AT5-455-75	7762-3249	91	455	.240
AT5-500-75	7762-3250	100	500	.264
AT5-545-75	7762-3251	109	545	.288
AT5-600-75	7762-3252	120	600	.317

Part No.	Product No.	Number of Teeth	Pitch Length (mm)	Weight (Lbs.)
AT5-610-75	7762-3253	122	610	.322
AT5-630-75	7762-3254	126	630	.333
AT5-660-75	7762-3255	132	660	.348
AT5-720-75	7762-3256	144	720	.380
AT5-750-75	7762-3257	150	750	.396
AT5-780-75	7762-3258	156	780	.412
AT5-825-75	7762-3259	165	825	.436
AT5-975-75	7762-3260	195	975	.515
AT5-1050-75	7762-3261	210	1050	.554
AT5-1125-75	7762-3262	225	1125	.594
AT5-1500-75	7762-3321	300	1500	.792

### AT5 Pitch — 100mm Wide

Part No.	Product No.	Number of Teeth	Pitch Length (mm)	Weight (Lbs.)
AT5-225-100	7762-3264	45	225	.158
AT5-255-100	7762-3265	51	255	.180
AT5-275-100	7762-3266	55	275	.194
AT5-280-100	7762-3267	56	280	.197
AT5-300-100	7762-3268	60	300	.211
AT5-340-100	7762-3269	68	340	.239
AT5-375-100	7762-3270	75	375	.264
AT5-390-100	7762-3271	78	390	.275
AT5-420-100	7762-3272	84	420	.296
AT5-455-100	7762-3273	91	455	.320
AT5-500-100	7762-3274	100	500	.352
AT5-545-100	7762-3275	109	545	.384

Part No.	Product No.	Number of Teeth	Pitch Length (mm)	Weight (Lbs.)
AT5-600-100	7762-3276	120	600	.422
AT5-610-100	7762-3277	122	610	.429
AT5-630-100	7762-3278	126	630	.444
AT5-660-100	7762-3279	132	660	.465
AT5-720-100	7762-3280	144	720	.507
AT5-750-100	7762-3281	150	750	.528
AT5-780-100	7762-3282	156	780	.549
AT5-825-100	7762-3283	165	825	.581
AT5-975-100	7762-3284	195	975	.686
AT5-1050-100	7762-3285	210	1050	.739
AT5-1125-100	7762-3286	225	1125	.792
AT5-1500-100	7762-3322	300	1500	1.056

### AT10 Pitch — 12mm Wide

Part No.	Product No.	Number of Teeth	Pitch Length (mm)	Weight (Lbs.)
AT10-500-12	7762-4000	50	500	.074
AT10-560-12	7762-4001	56	560	.083
AT10-610-12	7762-4002	61	610	.090
AT10-660-12	7762-4003	66	660	.098
AT10-700-12	7762-4004	70	700	.103
AT10-730-12	7762-4005	73	730	.108
AT10-780-12	7762-4006	78	780	.115
AT10-800-12	7762-4007	80	800	.118
AT10-810-12	7762-4008	81	810	.120
AT10-840-12	7762-4009	84	840	.124
AT10-890-12	7762-4010	89	890	.132
AT10-920-12	7762-4011	92	920	.136
AT10-960-12	7762-4012	96	960	.142

Part No.	Product No.	Number of Teeth	Pitch Length (mm)	Weight (Lbs.)
AT10-980-12	7762-4013	98	980	.145
AT10-1010-12	7762-4014	101	1010	.149
AT10-1050-12	7762-4015	105	1050	.155
AT10-1080-12	7762-4016	108	1080	.160
AT10-1150-12	7762-4017	115	1150	.170
AT10-1210-12	7762-4018	121	1210	.179
AT10-1250-12	7762-4019	125	1250	.185
AT10-1320-12	7762-4020	132	1320	.195
AT10-1400-12	7762-4021	140	1400	.207
AT10-1500-12	7762-4022	150	1500	.222
AT10-1600-12	7762-4023	160	1600	.237
AT10-1700-12	7762-4024	170	1700	.251
AT10-1800-12	7762-4226	180	1800	.266



# Synchro-Power® Polyurethane Belts

## Product No. Series 7762 (continued)

### AT10 Pitch — 16mm Wide

Part No.	Product No.	Number of Teeth	Pitch Length (mm)	Weight (Lbs.)	Part No.	Product No.	Number of Teeth	Pitch Length (mm)	Weight (Lbs.)
AT10-500-16	7762-4025	50	500	.099	AT10-980-16	7762-4038	98	980	.193
AT10-560-16	7762-4026	56	560	.110	AT10-1010-16	7762-4039	101	1010	.199
AT10-610-16	7762-4027	61	610	.120	AT10-1050-16	7762-4040	105	1050	.207
AT10-660-16	7762-4028	66	660	.130	AT10-1080-16	7762-4041	108	1080	.213
AT10-700-16	7762-4029	70	700	.138	AT10-1150-16	7762-4042	115	1150	.227
AT10-730-16	7762-4030	73	730	.144	AT10-1210-16	7762-4043	121	1210	.239
AT10-780-16	7762-4031	78	780	.154	AT10-1250-16	7762-4044	125	1250	.246
AT10-800-16	7762-4032	80	800	.158	AT10-1320-16	7762-4045	132	1320	.260
AT10-810-16	7762-4033	81	810	.160	AT10-1400-16	7762-4046	140	1400	.276
AT10-840-16	7762-4034	84	840	.166	AT10-1500-16	7762-4047	150	1500	.296
AT10-890-16	7762-4035	89	890	.175	AT10-1600-16	7762-4048	160	1600	.315
AT10-920-16	7762-4036	92	920	.181	AT10-1700-16	7762-4049	170	1700	.335
AT10-960-16	7762-4037	96	960	.189	AT10-1800-16	7762-4228	180	1800	.355

### AT10 Pitch — 20mm Wide

Part No.	Product No.	Number of Teeth	Pitch Length (mm)	Weight (Lbs.)	Part No.	Product No.	Number of Teeth	Pitch Length (mm)	Weight (Lbs.)
AT10-500-20	7762-4050	50	500	.123	AT10-980-20	7762-4063	98	980	.241
AT10-560-20	7762-4051	56	560	.138	AT10-1010-20	7762-4064	101	1010	.249
AT10-610-20	7762-4052	61	610	.150	AT10-1050-20	7762-4065	105	1050	.259
AT10-660-20	7762-4053	66	660	.163	AT10-1080-20	7762-4066	108	1080	.266
AT10-700-20	7762-4054	70	700	.172	AT10-1150-20	7762-4067	115	1150	.283
AT10-730-20	7762-4055	73	730	.180	AT10-1210-20	7762-4068	121	1210	.298
AT10-780-20	7762-4056	78	780	.192	AT10-1250-20	7762-4069	125	1250	.308
AT10-800-20	7762-4057	80	800	.197	AT10-1320-20	7762-4070	132	1320	.325
AT10-810-20	7762-4058	81	810	.200	AT10-1400-20	7762-4071	140	1400	.345
AT10-840-20	7762-4059	84	840	.207	AT10-1500-20	7762-4072	150	1500	.370
AT10-890-20	7762-4060	89	890	.219	AT10-1600-20	7762-4073	160	1600	.394
AT10-920-20	7762-4061	92	920	.227	AT10-1700-20	7762-4074	170	1700	.419
AT10-960-20	7762-4062	96	960	.237	AT10-1800-20	7762-4230	180	1800	.444

### AT10 Pitch — 25mm Wide

Part No.	Product No.	Number of Teeth	Pitch Length (mm)	Weight (Lbs.)	Part No.	Product No.	Number of Teeth	Pitch Length (mm)	Weight (Lbs.)
AT10-500-25	7762-4075	50	500	.154	AT10-980-25	7762-4088	98	980	.302
AT10-560-25	7762-4076	56	560	.172	AT10-1010-25	7762-4089	101	1010	.311
AT10-610-25	7762-4077	61	610	.188	AT10-1050-25	7762-4090	105	1050	.323
AT10-660-25	7762-4078	66	660	.203	AT10-1080-25	7762-4091	108	1080	.333
AT10-700-25	7762-4079	70	700	.216	AT10-1150-25	7762-4092	115	1150	.354
AT10-730-25	7762-4080	73	730	.225	AT10-1210-25	7762-4093	121	1210	.373
AT10-780-25	7762-4081	78	780	.240	AT10-1250-25	7762-4094	125	1250	.385
AT10-800-25	7762-4082	80	800	.246	AT10-1320-25	7762-4095	132	1320	.407
AT10-810-25	7762-4083	81	810	.249	AT10-1400-25	7762-4096	140	1400	.431
AT10-840-25	7762-4084	84	840	.259	AT10-1500-25	7762-4097	150	1500	.462
AT10-890-25	7762-4085	89	890	.274	AT10-1600-25	7762-4098	160	1600	.493
AT10-920-25	7762-4086	92	920	.283	AT10-1700-25	7762-4099	170	1700	.524
AT10-960-25	7762-4087	96	960	.296	AT10-1800-25	7762-4242	180	1800	.554

### AT10 Pitch — 32mm Wide

Part No.	Product No.	Number of Teeth	Pitch Length (mm)	Weight (Lbs.)	Part No.	Product No.	Number of Teeth	Pitch Length (mm)	Weight (Lbs.)
AT10-500-32	7762-4100	50	500	.197	AT10-730-32	7762-4105	73	730	.288
AT10-560-32	7762-4101	56	560	.221	AT10-780-32	7762-4106	78	780	.308
AT10-610-32	7762-4102	61	610	.240	AT10-800-32	7762-4107	80	800	.315
AT10-660-32	7762-4103	66	660	.260	AT10-810-32	7762-4108	81	810	.319
AT10-700-32	7762-4104	70	700	.276	AT10-840-32	7762-4109	84	840	.331



# Synchro-Power® Polyurethane Belts

Product No. Series 7762 (continued)

AT10 Pitch — 32mm Wide (continued)

Part No.	Product No.	Number of Teeth	Pitch Length (mm)	Weight (Lbs.)	Part No.	Product No.	Number of Teeth	Pitch Length (mm)	Weight (Lbs.)
AT10-890-32	7762-4110	89	890	.351	AT10-1210-32	7762-4118	121	1210	.477
AT10-920-32	7762-4111	92	920	.363	AT10-1250-32	7762-4119	125	1250	.493
AT10-960-32	7762-4112	96	960	.378	AT10-1320-32	7762-4120	132	1320	.520
AT10-980-32	7762-4113	98	980	.386	AT10-1400-32	7762-4121	140	1400	.552
AT10-1010-32	7762-4114	101	1010	.398	AT10-1500-32	7762-4122	150	1500	.591
AT10-1050-32	7762-4115	105	1050	.414	AT10-1600-32	7762-4123	160	1600	.631
AT10-1080-32	7762-4116	108	1080	.426	AT10-1700-32	7762-4124	170	1700	.670
AT10-1150-32	7762-4117	115	1150	.453	AT10-1800-32	7762-4233	180	1800	.710

AT10 Pitch — 50mm Wide

Part No.	Product No.	Number of Teeth	Pitch Length (mm)	Weight (Lbs.)	Part No.	Product No.	Number of Teeth	Pitch Length (mm)	Weight (Lbs.)
AT10-500-50	7762-4125	50	500	.308	AT10-980-50	7762-4138	98	980	.604
AT10-560-50	7762-4126	56	560	.345	AT10-1010-50	7762-4139	101	1010	.622
AT10-610-50	7762-4127	61	610	.376	AT10-1050-50	7762-4140	105	1050	.647
AT10-660-50	7762-4128	66	660	.407	AT10-1080-50	7762-4141	108	1080	.665
AT10-700-50	7762-4129	70	700	.431	AT10-1150-50	7762-4142	115	1150	.708
AT10-730-50	7762-4130	73	730	.450	AT10-1210-50	7762-4143	121	1210	.745
AT10-780-50	7762-4131	78	780	.480	AT10-1250-50	7762-4144	125	1250	.770
AT10-800-50	7762-4132	80	800	.493	AT10-1320-50	7762-4145	132	1320	.813
AT10-810-50	7762-4133	81	810	.499	AT10-1400-50	7762-4146	140	1400	.862
AT10-840-50	7762-4134	84	840	.517	AT10-1500-50	7762-4147	150	1500	.924
AT10-890-50	7762-4135	89	890	.548	AT10-1600-50	7762-4148	160	1600	.986
AT10-920-50	7762-4136	92	920	.567	AT10-1700-50	7762-4149	170	1700	1.047
AT10-960-50	7762-4137	96	960	.591	AT10-1800-50	7762-4235	180	1800	1.109

AT10 Pitch — 75mm Wide

Part No.	Product No.	Number of Teeth	Pitch Length (mm)	Weight (Lbs.)	Part No.	Product No.	Number of Teeth	Pitch Length (mm)	Weight (Lbs.)
AT10-500-75	7762-4150	50	500	.462	AT10-980-75	7762-4163	98	980	.906
AT10-560-75	7762-4151	56	560	.517	AT10-1010-75	7762-4164	101	1010	.933
AT10-610-75	7762-4152	61	610	.564	AT10-1050-75	7762-4165	105	1050	.970
AT10-660-75	7762-4153	66	660	.610	AT10-1080-75	7762-4166	108	1080	.998
AT10-700-75	7762-4154	70	700	.647	AT10-1150-75	7762-4167	115	1150	1.063
AT10-730-75	7762-4155	73	730	.675	AT10-1210-75	7762-4168	121	1210	1.118
AT10-780-75	7762-4156	78	780	.721	AT10-1250-75	7762-4169	125	1250	1.155
AT10-800-75	7762-4157	80	800	.739	AT10-1320-75	7762-4170	132	1320	1.220
AT10-810-75	7762-4158	81	810	.748	AT10-1400-75	7762-4171	140	1400	1.294
AT10-840-75	7762-4159	84	840	.776	AT10-1500-75	7762-4172	150	1500	1.386
AT10-890-75	7762-4160	89	890	.822	AT10-1600-75	7762-4173	160	1600	1.478
AT10-920-75	7762-4161	92	920	.850	AT10-1700-75	7762-4174	170	1700	1.571
AT10-960-75	7762-4162	96	960	.887	AT10-1800-75	7762-4237	180	1800	1.663

AT10 Pitch — 100mm Wide

Part No.	Product No.	Number of Teeth	Pitch Length (mm)	Weight (Lbs.)	Part No.	Product No.	Number of Teeth	Pitch Length (mm)	Weight (Lbs.)
AT10-500-100	7762-4175	50	500	.616	AT10-890-100	7762-4185	89	890	1.096
AT10-560-100	7762-4176	56	560	.690	AT10-920-100	7762-4186	92	920	1.133
AT10-610-100	7762-4177	61	610	.752	AT10-960-100	7762-4187	96	960	1.183
AT10-660-100	7762-4178	66	660	.813	AT10-980-100	7762-4188	98	980	1.207
AT10-700-100	7762-4179	70	700	.862	AT10-1010-100	7762-4189	101	1010	1.244
AT10-730-100	7762-4180	73	730	.899	AT10-1050-100	7762-4190	105	1050	1.294
AT10-780-100	7762-4181	78	780	.961	AT10-1080-100	7762-4191	108	1080	1.331
AT10-800-100	7762-4182	80	800	.986	AT10-1150-100	7762-4192	115	1150	1.417
AT10-810-100	7762-4183	81	810	.998	AT10-1210-100	7762-4193	121	1210	1.491
AT10-840-100	7762-4184	84	840	1.035	AT10-1250-100	7762-4194	125	1250	1.540



# Synchro-Power<sup>®</sup> Polyurethane Belts

**Product No. Series 7762 (continued)**

**AT10 Pitch — 100mm Wide (continued)**

Part No.	Product No.	Number of Teeth	Pitch Length (mm)	Weight (Lbs.)	Part No.	Product No.	Number of Teeth	Pitch Length (mm)	Weight (Lbs.)
AT10-1320-100	7762-4195	132	1320	1.626	AT10-1600-100	7762-4198	160	1600	1.971
AT10-1400-100	7762-4196	140	1400	1.725	AT10-1700-100	7762-4199	170	1700	2.094
AT10-1500-100	7762-4197	150	1500	1.848	AT10-1800-100	7762-4239	180	1800	2.218

SYNCHRO-POWER BELTS



# Synchro-Power® Polyurethane Belts

## Product No. Series 7762 (continued)

### Made-to-Order T2.5 Pitch\*

Part No.	Number of Teeth	Pitch Length (mm)	Part No.	Number of Teeth	Pitch Length (mm)	Part No.	Number of Teeth	Pitch Length (mm)	Part No.	Number of Teeth	Pitch Length (mm)
<sup>1</sup> T2.5-120	48	120	T2.5-245	98	245	T2.5-380	152	380	T2.5-700	280	700
<sup>1</sup> T2.5-145	58	145	T2.5-265	106	265	T2.5-420	168	420	T2.5-780	312	780
T2.5-160	64	160	T2.5-277.5	111	277.5	T2.5-480	192	480	T2.5-880	352	880
T2.5-177.5	71	177.5	T2.5-285	114	285	T2.5-500	200	500	T2.5-915	366	915
T2.5-180	72	180	T2.5-290	116	290	T2.5-540	216	540	T2.5-950	380	950
T2.5-182.5	73	182.5	T2.5-305	122	305	T2.5-600	240	600	T2.5-1185	474	1185
T2.5-200	80	200	T2.5-317.5	127	317.5	T2.5-620	248	620			
T2.5-210	84	210	T2.5-330	132	330	T2.5-650	260	650			
T2.5-230	92	230	T2.5-342.5	137	342.5	T2.5-680	272	680			

### Made-to-Order T5 Pitch\*

Part No.	Number of Teeth	Pitch Length (mm)	Part No.	Number of Teeth	Pitch Length (mm)	Part No.	Number of Teeth	Pitch Length (mm)	Part No.	Number of Teeth	Pitch Length (mm)
<sup>1</sup> T5-120	24	120	T5-460	92	460	T5-920	184	920	T5-1440	288	1440
T5-210	42	210	T5-515	103	515	T5-1160	232	1160	T5-1470	294	1470
T5-300	60	300	T5-765	153	765	T5-1200	240	1200	T5-1500	300	1500
T5-375	75	375	T5-830	166	830	T5-1275	255	1275	T5-1580	316	1580
T5-425	85	425	T5-860	172	860	T5-1280	256	1280	T5-1955	391	1955
T5-440	88	440	T5-885	177	885	T5-1355	271	1355			

### Made-to-Order T10 Pitch\*

Part No.	Number of Teeth	Pitch Length (mm)	Part No.	Number of Teeth	Pitch Length (mm)	Part No.	Number of Teeth	Pitch Length (mm)	Part No.	Number of Teeth	Pitch Length (mm)
T10-320	32	320	T10-550	55	550	T10-1050	105	1050	T10-1700	170	1700
T10-340	34	340	T10-650	65	650	T10-1200	120	1200			
T10-390	39	390	T10-680	68	680	T10-1440	144	1440			
T10-480	48	480	T10-850	85	850	T10-1600	160	1600			

### Made-to-Order AT5 Pitch\*

Part No.	Number of Teeth	Pitch Length (mm)	Part No.	Number of Teeth	Pitch Length (mm)	Part No.	Number of Teeth	Pitch Length (mm)
AT5-225	45	225	AT5-480	96	480	AT5-710	142	710
AT5-330	66	330	AT5-525	105	525	AT5-860	172	860
AT5-450	90	450	AT5-670	134	670	AT5-2000	400	2000

### Made-to-Order AT10 Pitch\*

Part No.	Number of Teeth	Pitch Length (mm)	Part No.	Number of Teeth	Pitch Length (mm)	Part No.	Number of Teeth	Pitch Length (mm)	Part No.	Number of Teeth	Pitch Length (mm)
AT10-370	37	370	AT10-1100	110	1100	AT10-1280	128	1280	AT10-1630	163	1630
AT10-580	58	580	AT10-1190	119	1190	AT10-1300	130	1300	AT10-1720	172	1720
AT10-600	60	600	AT10-1200	120	1200	AT10-1350	135	1350	AT10-1860	186	1860
AT10-630	63	630	AT10-1220	122	1220	AT10-1360	136	1360	AT10-1940	194	1940
AT10-880	88	880	AT10-1230	123	1230	AT10-1420	142	1420			
AT10-1000	100	1000	AT10-1240	124	1240	AT10-1480	148	1480			

\*Minimum order quantity is full sleeve yield +/- 10%. Unless otherwise noted, sleeve width is 300mm. Minimum cut belt width is 4 mm.

Contact customer service for pricing and availability.

<sup>1</sup> 240mm sleeve



# Synchro-Power® Polyurethane Belts

**Product No. Series 7762 (continued)**

**Made-to-Order DT5 Pitch\***

Part No.	Number of Teeth	Pitch Length (mm)	Part No.	Number of Teeth	Pitch Length (mm)	Part No.	Number of Teeth	Pitch Length (mm)	Part No.	Number of Teeth	Pitch Length (mm)
DT5-410	82	410	DT5-550	110	550	DT5-700	140	700	DT5-860	172	860
DT5-460	92	460	DT5-590	118	590	DT5-750	150	750	DT5-940	188	940
DT5-515	103	515	DT5-620	124	620	DT5-815	163	815	DT5-1100	220	1100
DT5-525	105	525	DT5-685	137	685	DT5-840	168	840			

**Made-to-Order DT10 Pitch\***

Part No.	Number of Teeth	Pitch Length (mm)	Part No.	Number of Teeth	Pitch Length (mm)	Part No.	Number of Teeth	Pitch Length (mm)	Part No.	Number of Teeth	Pitch Length (mm)
DT10-260	26	260	DT10-720	72	720	DT10-1100	110	1100	DT10-1350	135	1350
DT10-530	53	530	DT10-840	84	840	DT10-1210	121	1210	DT10-1420	142	1420
DT10-630	63	630	DT10-900	90	900	DT10-1240	124	1240	DT10-1610	161	1610
DT10-660	66	660	DT10-920	92	920	DT10-1250	125	1250	DT10-1880	188	1880
DT10-700	70	700	DT10-980	98	980	DT10-1320	132	1320			

\*Minimum order quantity is full sleeve yield +/- 10%. Unless otherwise noted, sleeve width is 300mm. Minimum cut belt width is 4 mm. Contact customer service for pricing and availability.



# Synchro-Power® Polyurethane Timing Belts

## Recommended Sprockets

Contact the Gates Made-To-Order Metals Team.

### Notes

See end of this section for Made-to-Order lengths available. The minimum order quantity is full sleeve yield +/- 10%. Sleeve widths are 300mm unless otherwise noted. Minimum belt width is 4mm. Please contact Customer Service for price and availability.

Synchro-Power belts listed on the following pages are available in custom widths as Standard/Non-Stock with no minimum order quantities required. Contact Customer Service for minimum and maximum width range.

## Product No. Series 7758

### 3/8" Pitch (.375"/L) — 1/2" Wide

Part No.	Product No.	Number of Teeth	Pitch Length (in)	Weight (Lbs.)
150L050U	7758-0050	40	15.00	.037
187L050U	7758-0053	50	18.75	.046
202L050U	7758-0056	54	20.25	.050
210L050U	7758-0059	56	21.00	.052
225L050U	7758-0062	60	22.50	.056
240L050U	7758-0065	64	24.00	.060
255L050U	7758-0068	68	25.50	.063
270L050U	7758-0071	72	27.00	.067

Part No.	Product No.	Number of Teeth	Pitch Length (in)	Weight (Lbs.)
285L050U	7758-0074	76	28.50	.071
300L050U	7758-0077	80	30.00	.075
322L050U	7758-0080	86	32.25	.080
345L050U	7758-0083	92	34.50	.086
367L050U	7758-0086	98	36.75	.091
390L050U	7758-0089	104	39.00	.097
420L050U	7758-0092	112	42.00	.104

### 3/8" Pitch (.375"/L) — 3/4" Wide

Part No.	Product No.	Number of Teeth	Pitch Length (in)	Weight (Lbs.)
150L075U	7758-0051	40	15.00	.056
187L075U	7758-0054	50	18.75	.070
202L075U	7758-0057	54	20.25	.075
210L075U	7758-0060	56	21.00	.078
225L075U	7758-0063	60	22.50	.084
240L075U	7758-0066	64	24.00	.089
255L075U	7758-0069	68	25.50	.095
270L075U	7758-0072	72	27.00	.101

Part No.	Product No.	Number of Teeth	Pitch Length (in)	Weight (Lbs.)
285L075U	7758-0075	76	28.50	.106
300L075U	7758-0078	80	30.00	.112
322L075U	7758-0081	86	32.25	.120
345L075U	7758-0084	92	34.50	.129
367L075U	7758-0087	98	36.75	.137
390L075U	7758-0090	104	39.00	.145
420L075U	7758-0093	112	42.00	.156

### 3/8" Pitch (.375"/L) — 1" Wide

Part No.	Product No.	Number of Teeth	Pitch Length (in)	Weight (Lbs.)
150L100U	7758-0052	40	15.00	.075
187L100U	7758-0055	50	18.75	.093
202L100U	7758-0058	54	20.25	.100
210L100U	7758-0061	56	21.00	.104
225L100U	7758-0064	60	22.50	.112
240L100U	7758-0067	64	24.00	.119
255L100U	7758-0070	68	25.50	.127
270L100U	7758-0073	72	27.00	.134

Part No.	Product No.	Number of Teeth	Pitch Length (in)	Weight (Lbs.)
285L100U	7758-0076	76	28.50	.142
300L100U	7758-0079	80	30.00	.149
322L100U	7758-0082	86	32.25	.160
345L100U	7758-0085	92	34.50	.171
367L100U	7758-0088	98	36.75	.182
390L100U	7758-0091	104	39.00	.194
420L100U	7758-0094	112	42.00	.209

### 1/2" Pitch (.500"/H) — 3/4" Wide

Part No.	Product No.	Number of Teeth	Pitch Length (in)	Weight (Lbs.)
240H075U	7758-0000	48	24.00	.100
270H075U	7758-0005	54	27.00	.112
300H075U	7758-0010	60	30.00	.125
330H075U	7758-0015	66	33.00	.137
360H075U	7758-0020	72	36.00	.149

Part No.	Product No.	Number of Teeth	Pitch Length (in)	Weight (Lbs.)
390H075U	7758-0025	78	39.00	.162
420H075U	7758-0030	84	42.00	.174
450H075U	7758-0035	90	45.00	.187
480H075U	7758-0040	96	48.00	.199
510H075U	7758-0045	102	51.00	.212

# Synchro-Power® Polyurethane Timing Belts

## Product No. Series 7758 (continued)

### 1/2" Pitch (.500"/H) — 1" Wide

Part No.	Product No.	Number of Teeth	Pitch Length (in)	Weight (Lbs.)	Part No.	Product No.	Number of Teeth	Pitch Length (in)	Weight (Lbs.)
240H100U	7758-0001	48	24.00	.133	390H100U	7758-0026	78	39.00	.216
270H100U	7758-0006	54	27.00	.149	420H100U	7758-0031	84	42.00	.232
300H100U	7758-0011	60	30.00	.166	450H100U	7758-0036	90	45.00	.249
330H100U	7758-0016	66	33.00	.183	480H100U	7758-0041	96	48.00	.266
360H100U	7758-0021	72	36.00	.199	510H100U	7758-0046	102	51.00	.282

### 1/2" Pitch (.500"/H) — 1 1/2" Wide

Part No.	Product No.	Number of Teeth	Pitch Length (in)	Weight (Lbs.)	Part No.	Product No.	Number of Teeth	Pitch Length (in)	Weight (Lbs.)
240H150U	7758-0002	48	24.00	.199	390H150U	7758-0027	78	39.00	.324
270H150U	7758-0007	54	27.00	.224	420H150U	7758-0032	84	42.00	.349
300H150U	7758-0012	60	30.00	.249	450H150U	7758-0037	90	45.00	.374
330H150U	7758-0017	66	33.00	.274	480H150U	7758-0042	96	48.00	.399
360H150U	7758-0022	72	36.00	.299	510H150U	7758-0047	102	51.00	.423

### 1/2" Pitch (.500"/H) — 2" Wide

Part No.	Product No.	Number of Teeth	Pitch Length (in)	Weight (Lbs.)	Part No.	Product No.	Number of Teeth	Pitch Length (in)	Weight (Lbs.)
240H200U	7758-0003	48	24.00	.266	390H200U	7758-0028	78	39.00	.432
270H200U	7758-0008	54	27.00	.299	420H200U	7758-0033	84	42.00	.465
300H200U	7758-0013	60	30.00	.332	450H200U	7758-0038	90	45.00	.498
330H200U	7758-0018	66	33.00	.365	480H200U	7758-0043	96	48.00	.531
360H200U	7758-0023	72	36.00	.399	510H200U	7758-0048	102	51.00	.565

### 1/2" Pitch (.500"/H) — 3" Wide

Part No.	Product No.	Number of Teeth	Pitch Length (in)	Weight (Lbs.)	Part No.	Product No.	Number of Teeth	Pitch Length (in)	Weight (Lbs.)
240H300U	7758-0004	48	24.00	.399	390H300U	7758-0029	78	39.00	.648
270H300U	7758-0009	54	27.00	.448	420H300U	7758-0034	84	42.00	.697
300H300U	7758-0014	60	30.00	.498	450H300U	7758-0039	90	45.00	.747
330H300U	7758-0019	66	33.00	.548	480H300U	7758-0044	96	48.00	.797
360H300U	7758-0024	72	36.00	.598	510H300U	7758-0049	102	51.00	.847



# Synchro-Power® Polyurethane Timing Belts

SYNCHRO-POWER BELTS

**Product No. Series 7758 (continued)**  
**Made-to-Order 2/25" Pitch (.080"/MXL)\***

Part No.	No. of Teeth	Pitch Length (mm)	Part No.	No. of Teeth	Pitch Length (mm)	Part No.	No. of Teeth	Pitch Length (mm)	Part No.	No. of Teeth	Pitch Length (mm)
440 MXL	55	4.40	736 MXL	92	7.36	1080 MXL	135	10.80	2464 MXL	308	24.64
456 MXL	57	4.56	768 MXL	96	7.68	1120 MXL	140	11.20	2656 MXL	332	26.56
480 MXL	60	4.80	808 MXL	101	8.08	1160 MXL	145	11.60	2816 MXL	352	28.16
560 MXL	70	5.60	816 MXL	102	8.16	1200 MXL	150	12.00	2880 MXL	360	28.80
576 MXL	72	5.76	824 MXL	103	8.24	1240 MXL	155	12.40	3160 MXL	395	31.60
600 MXL	75	6.00	840 MXL	105	8.40	1400 MXL	175	14.00	3240 MXL	405	32.40
608 MXL	76	6.08	880 MXL	110	8.80	1520 MXL	190	15.20	3296 MXL	412	32.96
632 MXL	79	6.32	912 MXL	114	9.12	1600 MXL	200	16.00	3456 MXL	432	34.56
640 MXL	80	6.40	944 MXL	118	9.44	1768 MXL	221	17.68	3632 MXL	454	36.32
656 MXL	82	6.56	960 MXL	120	9.60	2048 MXL	256	20.48	3880 MXL	485	38.80
704 MXL	88	7.04	1040 MXL	130	10.40	2240 MXL	280	22.40			
728 MXL	91	7.28	1056 MXL	132	10.56	2280 MXL	285	22.80			

**Made-to-Order 1/5" Pitch (.200"/XL)\***

Part No.	No. of Teeth	Pitch Length (mm)	Part No.	No. of Teeth	Pitch Length (mm)	Part No.	No. of Teeth	Pitch Length (mm)	Part No.	No. of Teeth	Pitch Length (mm)
60 XL	30	6.00	120 XL	60	12.00	194 XL	97	19.40	288 XL	144	28.80
70 XL	35	7.00	130 XL	65	13.00	200 XL	100	20.00	290 XL	145	29.00
76 XL	38	7.60	134 XL	67	13.40	210 XL	105	21.00	300 XL	150	30.00
80 XL	40	8.00	140 XL	70	14.00	220 XL	110	22.00	356 XL	178	35.60
90 XL	45	9.00	150 XL	75	15.00	230 XL	115	23.00	414 XL	207	41.40
96 XL	48	9.60	160 XL	80	16.00	240 XL	120	24.00	450 XL	225	45.00
100 XL	50	10.00	170 XL	85	17.00	250 XL	125	25.00	566 XL	283	56.60
106 XL	53	10.60	180 XL	90	18.00	260 XL	130	26.00			
110 XL	55	11.00	190 XL	95	19.00	270 XL	135	27.00			

**Made-to-Order 3/8" Pitch (.375"/L)- L Pitch\***

Part No.	No. of Teeth	Pitch Length (mm)	Part No.	No. of Teeth	Pitch Length (mm)	Part No.	No. of Teeth	Pitch Length (mm)
86 L	23	8.60	450 L	120	45.00	540 L	144	54.00
124 L	33	12.38	480 L	128	48.00	570 L	152	57.00
173 L	46	17.25	510 L	136	51.00	600 L	160	60.00

**Made-to-Order 1/2" (.500"/H)- H Pitch\***

Part No.	No. of Teeth	Pitch Length (mm)
230 H	46	23.00

\*Minimum order quantity is full sleeve yield +/- 10%. Unless otherwise noted, sleeve width is 300mm. Minimum cut belt width is 4mm. Contact customer service for pricing and availability.

- <sup>1</sup> 100mm sleeve
- <sup>2</sup> 120mm sleeve
- <sup>3</sup> 270mm sleeve

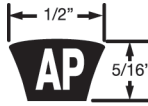


# Predator<sup>®</sup> Single Belts

**Notes**

Predator belts do not meet RMA requirements for belt static conductivity.  
When application requires Predator belt sets, request belts with same group/match number.

**Product No. Series 9185**



**AP Section**

Part No.	Product No.	O.C. (in)	Weight (Lbs.)	Part No.	Product No.	O.C. (in)	Weight (Lbs.)	Part No.	Product No.	O.C. (in)	Weight (Lbs.)
AP31	9185-0031	33.00	.240	AP48	9185-0048	50.00	.370	AP62	9185-0062	64.00	.470
AP33	9185-0033	35.00	.260	AP50	9185-0050	52.00	.380	AP63	9185-0063	65.00	.480
AP35	9185-0035	37.00	.270	AP51	9185-0051	53.00	.390	AP64	9185-0064	66.00	.480
AP38	9185-0038	40.00	.290	AP52	9185-0052	54.00	.400	AP66	9185-0066	68.00	.500
AP40	9185-0040	42.00	.310	AP53	9185-0053	55.00	.400	AP68	9185-0068	70.00	.510
AP41	9185-0041	43.00	.320	AP54	9185-0054	56.00	.410	AP70	9185-0070	72.00	.530
AP42	9185-0042	44.00	.320	AP55	9185-0055	57.00	.420	AP71	9185-0071	73.00	.540
AP43	9185-0043	45.00	.330	AP56	9185-0056	58.00	.430	AP85	9185-0085	87.00	.640
AP44	9185-0044	46.00	.340	AP58	9185-0058	60.00	.440	AP87	9185-0087	89.00	.650
AP45	9185-0045	47.00	.350	AP59	9185-0059	61.00	.450	AP90	9185-0090	92.00	.680
AP46	9185-0046	48.00	.350	AP60	9185-0060	62.00	.460	AP91	9185-0091	93.00	.690
AP47	9185-0047	49.00	.360	AP61	9185-0061	63.00	.460				


**Product No. Series 9186**



**BP Section**

Part No.	Product No.	O.C. (in)	Weight (Lbs.)	Part No.	Product No.	O.C. (in)	Weight (Lbs.)	Part No.	Product No.	O.C. (in)	Weight (Lbs.)
BP32	9186-0032	35.00	.390	BP65	9186-0065	68.00	.760	BP103	9186-0103	106.00	1.190
BP38	9186-0038	41.00	.460	BP66	9186-0066	69.00	.770	BP105	9186-0105	108.00	1.210
BP40	9186-0040	43.00	.480	BP67	9186-0067	70.00	.770	BP108	9186-0108	111.00	1.240
BP41	9186-0041	44.00	.490	BP68	9186-0068	71.00	.800	BP110	9186-0110	113.00	1.230
BP42	9186-0042	45.00	.500	BP69	9186-0069	72.00	.790	BP112	9186-0112	115.00	1.290
BP43	9186-0043	46.00	.510	BP70	9186-0070	73.00	.820	BP115	9186-0115	118.00	1.290
BP44	9186-0044	47.00	.530	BP71	9186-0071	74.00	.830	BP116	9186-0116	119.00	1.300
BP45	9186-0045	48.00	.530	BP72	9186-0072	75.00	.820	BP120	9186-0120	123.00	1.380
BP46	9186-0046	49.00	.550	BP73	9186-0073	76.00	.820	BP124	9186-0124	127.00	1.420
BP47	9186-0047	50.00	.550	BP74	9186-0074	77.00	.830	BP128	9186-0128	131.00	1.470
BP48	9186-0048	51.00	.570	BP75	9186-0075	78.00	.870	BP130	9186-0130	133.00	1.490
BP49	9186-0049	52.00	.520	BP76	9186-0076	79.00	.860	BP133	9186-0133	136.00	1.520
BP50	9186-0050	53.00	.590	BP77	9186-0077	80.00	.870	BP135	9186-0135	138.00	1.540
BP51	9186-0051	54.00	.610	BP78	9186-0078	81.00	.910	BP136	9186-0136	139.00	1.560
BP52	9186-0052	55.00	.620	BP79	9186-0079	82.00	.930	BP140	9186-0140	143.00	1.600
BP53	9186-0053	56.00	.630	BP80	9186-0080	83.00	.930	BP142	9186-0142	145.00	1.620
BP54	9186-0054	57.00	.640	BP81	9186-0081	84.00	.940	BP144	9186-0144	147.00	1.650
BP55	9186-0055	58.00	.650	BP83	9186-0083	86.00	.960	BP148	9186-0148	151.00	1.680
BP56	9186-0056	59.00	.660	BP85	9186-0085	88.00	.990	BP150	9186-0150	153.00	1.710
BP57	9186-0057	60.00	.670	BP87	9186-0087	90.00	.980	BP154	9186-0154	157.00	1.750
BP58	9186-0058	61.00	.680	BP89	9186-0089	92.00	.960	BP158	9186-0158	161.00	1.800
BP59	9186-0059	62.00	.690	BP90	9186-0090	93.00	1.040	BP162	9186-0162	165.00	1.840
BP60	9186-0060	63.00	.710	BP93	9186-0093	96.00	1.080	BP173	9186-0173	176.00	1.970
BP61	9186-0061	64.00	.720	BP95	9186-0095	98.00	1.100	BP180	9186-0180	183.00	2.040
BP62	9186-0062	65.00	.730	BP97	9186-0097	100.00	1.120	BP195	9186-0195	198.00	2.220
BP63	9186-0063	66.00	.740	BP99	9186-0099	102.00	1.150				
BP64	9186-0064	67.00	.750	BP100	9186-0100	103.00	1.150				

**Product No. Series 9187**



**CP Section**

Part No.	Product No.	O.C. (in)	Weight (Lbs.)	Part No.	Product No.	O.C. (in)	Weight (Lbs.)	Part No.	Product No.	O.C. (in)	Weight (Lbs.)
CP85	9187-0085	89.00	1.860	CP96	9187-0096	100.00	2.090	CP100	9187-0100	104.00	2.170
CP90	9187-0090	94.00	1.960	CP99	9187-0099	103.00	2.150	CP105	9187-0105	109.00	2.270

HEAVY DUTY V-BELTS



# Predator® Single Belts

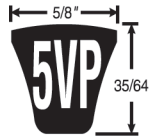
## Product No. Series 9187 (continued)

### CP Section (continued)

Part No.	Product No.	O.C. (in)	Weight (Lbs.)
CP112	9187-0112	116.00	2.420
CP120	9187-0120	124.00	2.590
CP128	9187-0128	132.00	2.750
CP136	9187-0136	140.00	2.920

Part No.	Product No.	O.C. (in)	Weight (Lbs.)
CP144	9187-0144	148.00	3.090
CP158	9187-0158	162.00	3.380
CP162	9187-0162	166.00	3.460
CP173	9187-0173	177.00	3.690

Part No.	Product No.	O.C. (in)	Weight (Lbs.)
CP180	9187-0180	184.00	3.840
CP195	9187-0195	199.00	4.150
CP240	9187-0240	242.00	5.050



## Product No. Series 9188

### 5VP Section

Part No.	Product No.	O.C. (in)	Weight (Lbs.)
5VP800	9188-0080	80.00	1.020
5VP850	9188-0085	85.00	1.080
5VP900	9188-0090	90.00	1.150
5VP950	9188-0095	95.00	1.210
5VP1000	9188-0100	100.00	1.280
5VP1060	9188-0106	106.00	1.350
5VP1120	9188-0112	112.00	1.430
5VP1180	9188-0118	118.00	1.500
5VP1250	9188-0125	125.00	1.590

Part No.	Product No.	O.C. (in)	Weight (Lbs.)
5VP1320	9188-0132	132.00	1.680
5VP1400	9188-0140	140.00	1.790
5VP1500	9188-0150	150.00	1.910
5VP1600	9188-0160	160.00	2.040
5VP1700	9188-0170	170.00	2.170
5VP1800	9188-0180	180.00	2.300
5VP1900	9188-0190	190.00	2.420
5VP2000	9188-0200	200.00	2.550
5VP2120	9188-0212	212.00	2.700

Part No.	Product No.	O.C. (in)	Weight (Lbs.)
5VP2240	9188-0224	224.00	2.860
5VP2360	9188-0236	236.00	3.010
5VP2500	9188-0250	250.00	3.190
5VP2650	9188-0265	265.00	3.380
5VP2800	9188-0280	280.00	3.570
5VP3000	9188-0300	300.00	3.830
5VP3150	9188-0315	315.00	4.020
5VP3350	9188-0335	335.00	4.270
5VP3550	9188-0355	355.00	4.530



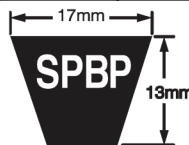
## Product No. Series 9189

### 8VP Section

Part No.	Product No.	O.C. (in)	Weight (Lbs.)
8VP1600	9189-0160	160.00	5.290
8VP1700	9189-0170	170.00	5.620
8VP1800	9189-0180	180.00	5.950
8VP1900	9189-0190	190.00	6.280
8VP2000	9189-0200	200.00	6.610

Part No.	Product No.	O.C. (in)	Weight (Lbs.)
8VP2120	9189-0212	212.00	7.000
8VP2240	9189-0224	224.00	7.400
8VP2360	9189-0236	236.00	7.800
8VP2500	9189-0250	250.00	8.260
8VP2650	9189-0265	265.00	8.750

Part No.	Product No.	O.C. (in)	Weight (Lbs.)
8VP2800	9189-0280	280.00	9.250
8VP3000	9189-0300	300.00	9.910
8VP3150	9189-0315	315.00	10.410
8VP3350	9189-0335	335.00	11.070
8VP3550	9189-0355	355.00	11.730



## Product No. Series 9190

### SPBP Section

Part No.	Product No.	Pitch Length (mm)	Weight (Lbs.)
SPB1260P	9190-01260	1260	.660
SPB1500P	9190-01500	1500	.790
SPB1600P	9190-01600	1600	.840
SPB1700P	9190-01700	1700	.900
SPB1800P	9190-01800	1800	.950
SPB1900P	9190-01900	1900	1.000
SPB2000P	9190-02000	2000	1.050
SPB2120P	9190-02120	2120	1.120
SPB2240P	9190-02240	2240	1.180
SPB2360P	9190-02360	2360	1.240
SPB2500P	9190-02500	2500	1.320

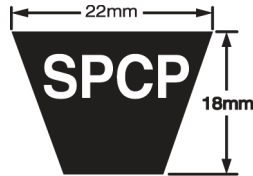
Part No.	Product No.	Pitch Length (mm)	Weight (Lbs.)
SPB2650P	9190-02650	2650	1.400
SPB2800P	9190-02800	2800	1.480
SPB3000P	9190-03000	3000	1.580
SPB3150P	9190-03150	3150	1.660
SPB3350P	9190-03350	3350	1.770
SPB3550P	9190-03550	3550	1.870
SPB3750P	9190-03750	3750	1.980
SPB4000P	9190-04000	4000	2.110
SPB4250P	9190-04250	4250	2.240
SPB4500P	9190-04500	4500	2.370
SPB4750P	9190-04750	4750	2.500

Part No.	Product No.	Pitch Length (mm)	Weight (Lbs.)
SPB5000P	9190-05000	5000	2.640
SPB5300P	9190-05300	5300	2.790
SPB5600P	9190-05600	5600	2.950
SPB6000P	9190-06000	6000	3.160
SPB6300P	9190-06300	6300	3.320
SPB6700P	9190-06700	6700	3.530
SPB7100P	9190-07100	7100	3.740
SPB7500P	9190-07500	7500	3.960
SPB8000P	9190-08000	8000	4.220

HEAVY DUTY V-BELTS



# Predator® Single Belts



**Product No. Series 9191**

**SPCP Section**

Part No.	Product No.	Pitch Length (mm)	Weight (Lbs.)
SPC2000P	9191-02000	2000	1.910
SPC2120P	9191-02120	2120	2.030
SPC2240P	9191-02240	2240	2.140
SPC2360P	9191-02360	2360	2.260
SPC2500P	9191-02500	2500	2.390
SPC2650P	9191-02650	2650	2.530
SPC2800P	9191-02800	2800	2.680
SPC3000P	9191-03000	3000	2.870
SPC3150P	9191-03150	3150	3.010
SPC3350P	9191-03350	3350	3.200

Part No.	Product No.	Pitch Length (mm)	Weight (Lbs.)
SPC3550P	9191-03550	3550	3.390
SPC3750P	9191-03750	3750	3.580
SPC4000P	9191-04000	4000	3.820
SPC4250P	9191-04250	4250	4.060
SPC4500P	9191-04500	4500	4.300
SPC4750P	9191-04750	4750	4.540
SPC5000P	9191-05000	5000	4.780
SPC5300P	9191-05300	5300	5.070
SPC5600P	9191-05600	5600	5.350
SPC6000P	9191-06000	6000	5.730

Part No.	Product No.	Pitch Length (mm)	Weight (Lbs.)
SPC6300P	9191-06300	6300	6.020
SPC6700P	9191-06700	6700	6.400
SPC7100P	9191-07100	7100	6.790
SPC7500P	9191-07500	7500	7.170
SPC8000P	9191-08000	8000	7.650
SPC8500P	9191-08500	8500	8.120
SPC9000P	9191-09000	9000	8.600
SPC9500P	9191-09500	9500	8.590

HEAVY DUTY V-BELTS



# Predator® PowerBand® Belts

## Recommended Sheaves

Super HC Sheaves as recommended by DesignFlex® Pro™ drive analysis.

## Notes

Belt part number is constructed by placing the (#) number of strands required followed by a slash (/) in front of the belt size. For example, 5/3VP800 represents a 3VP800 with 5 joined strands.

Belt product number is 8 or 9 digits constructed of product series prefix, number of strands, and belt length. For example, 91805080 represents a "3VP" section PowerBand (9180) with 5 strands (5) that is 80.0 inches (080) long.

Predator belts do not meet RMA requirements for belt static conductivity.

When application requires Predator PowerBand belt sets, request same group/match number.

## Product No. Series 9184



### CP Section

Size (# = strands)	O.C. (in)	Wt. Per Strand (Lbs.)	Belt Width In Number of Strands										
			2 Strand	3 Strand	4 Strand	5 Strand	6 Strand	7 Strand	8 Strand	9 Strand	10 Strand	11 Strand	12 Strand
			9184-	9184-	9184-	9184-	9184-	9184-	9184-	9184-	9184-	9184-	9184-
#/CP81	85.00	1.86	2081	3081	4081	5081	6081	7081	8081	9081	10081	11081	12081
#/CP85	89.00	1.95	2085	3085	4085	5085	6085	7085	8085	9085	10085	11085	12085
#/CP90	94.00	2.06	2090	3090	4090	5090	6090	7090	8090	9090	10090	11090	12090
#/CP99	103.00	2.26	2099	3099	4099	5099	6099	7099	8099	9099	10099	11099	12099
#/CP112	116.00	2.54	2112	3112	4112	5112	6112	7112	8112	9112	10112	11112	12112
#/CP120	124.00	2.72	2120	3120	4120	5120	6120	7120	8120	9120	10120	11120	12120
#/CP158	162.00	3.55	2158	3158	4158	5158	6158	7158	8158	9158	10158	11158	12158
#/CP195	199.00	4.36	2195	3195	4195	5195	6195	7195	8195	9195	10195	11195	12195
#/CP225	227.00	4.97	2225	3225	4225	5225	6225	7225	8225	9225	10225	11225	12225
#/CP240	242.00	5.30	2240	3240	4240	5240	6240	7240	8240	9240	10240	11240	12240
#/CP255	257.00	5.63	2255	3255	4255	5255	6255	7255	8255	9255	10255	11255	12255
#/CP300	302.00	6.62	2300	3300	4300	5300	6300	7300	8300	9300	10300	11300	12300
#/CP330	332.00	7.27	2330	3330	4330	5330	6330	7330	8330	9330	10330	11330	12330
#/CP345	347.00	7.60	2345	3345	4345	5345	6345	7345	8345	9345	10345	11345	12345
#/CP360	362.00	7.93	2360	3360	4360	5360	6360	7360	8360	9360	10360	11360	12360

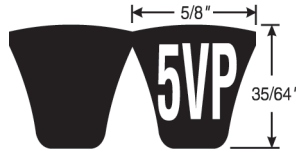
## Product No. Series 9180



### 3VP Section

Size (# = strands)	O.C. (in)	Wt. Per Strand (Lbs.)	Belt Width In Number of Strands									
			2 Strand	3 Strand	4 Strand	5 Strand	6 Strand	7 Strand	8 Strand	9 Strand	10 Strand	
			9180-	9180-	9180-	9180-	9180-	9180-	9180-	9180-	9180-	9180-
#/3VP450	45.00	.28	2045	3045	4045	5045	6045	7045	8045	9045	10045	
#/3VP475	47.50	.29	2047	3047	4047	5047	6047	7047	8047	9047	10047	
#/3VP500	50.00	.30	2050	3050	4050	5050	6050	7050	8050	9050	10050	
#/3VP530	53.00	.33	2053	3053	4053	5053	6053	7053	8053	9053	10053	
#/3VP560	56.00	.34	2056	3056	4056	5056	6056	7056	8056	9056	10056	
#/3VP600	60.00	.37	2060	3060	4060	5060	6060	7060	8060	9060	10060	
#/3VP630	63.00	.40	2063	3063	4063	5063	6063	7063	8063	9063	10063	
#/3VP670	67.00	.41	2067	3067	4067	5067	6067	7067	8067	9067	10067	
#/3VP710	71.00	.44	2071	3071	4071	5071	6071	7071	8071	9071	10071	
#/3VP750	75.00	.46	2075	3075	4075	5075	6075	7075	8075	9075	10075	
#/3VP800	80.00	.50	2080	3080	4080	5080	6080	7080	8080	9080	10080	
#/3VP850	85.00	.53	2085	3085	4085	5085	6085	7085	8085	9085	10085	
#/3VP900	90.00	.56	2090	3090	4090	5090	6090	7090	8090	9090	10090	
#/3VP950	95.00	.60	2095	3095	4095	5095	6095	7095	8095	9095	10095	
#/3VP1000	100.00	.63	2100	3100	4100	5100	6100	7100	8100	9100	10100	
#/3VP1060	106.00	.66	2106	3106	4106	5106	6106	7106	8106	9106	10106	
#/3VP1120	112.00	.70	2112	3112	4112	5112	6112	7112	8112	9112	10112	
#/3VP1180	118.00	.74	2118	3118	4118	5118	6118	7118	8118	9118	10118	
#/3VP1250	125.00	.79	2125	3125	4125	5125	6125	7125	8125	9125	10125	
#/3VP1320	132.00	.83	2132	3132	4132	5132	6132	7132	8132	9132	10132	
#/3VP1400	140.00	.88	2140	3140	4140	5140	6140	7140	8140	9140	10140	

HEAVY DUTY V-BELTS

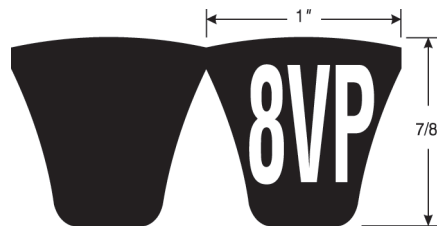


**Product No. Series 9181**

**5VP Section**

HEAVY DUTY V-BELTS

Size (# = strands)	O.C. (in)	Wt. Per Strand (Lbs.)	Belt Width In Number of Strands											
			2 Strand	3 Strand	4 Strand	5 Strand	6 Strand	7 Strand	8 Strand	9 Strand	10 Strand	11 Strand	12 Strand	13 to 16 Strand Maximum (## = strands)
			9181-	9181-	9181-	9181-	9181-	9181-	9181-	9181-	9181-	9181-	9181-	9181-
#/5VP600	60.00	.96	2060	3060	4060	5060	6060	7060	8060	9060	10060	11060	12060	##060
#/5VP630	63.00	1.00	2063	3063	4063	5063	6063	7063	8063	9063	10063	11063	12063	##063
#/5VP670	67.00	1.04	2067	3067	4067	5067	6067	7067	8067	9067	10067	11067	12067	##067
#/5VP710	71.00	1.18	2071	3071	4071	5071	6071	7071	8071	9071	10071	11071	12071	##071
#/5VP730	73.00	1.20	2073	3073	4073	5073	6073	7073	8073	9073	10073	11073	12073	##073
#/5VP750	75.00	1.21	2075	3075	4075	5075	6075	7075	8075	9075	10075	11075	12075	##075
#/5VP800	80.00	1.25	2080	3080	4080	5080	6080	7080	8080	9080	10080	11080	12080	##080
#/5VP850	85.00	1.36	2085	3085	4085	5085	6085	7085	8085	9085	10085	11085	12085	##085
#/5VP870	87.00	1.39	2087	3087	4087	5087	6087	7087	8087	9087	10087	11087	12087	##087
#/5VP900	90.00	1.50	2090	3090	4090	5090	6090	7090	8090	9090	10090	11090	12090	##090
#/5VP950	95.00	1.57	2095	3095	4095	5095	6095	7095	8095	9095	10095	11095	12095	##095
#/5VP1000	100.00	1.57	2100	3100	4100	5100	6100	7100	8100	9100	10100	11100	12100	##100
#/5VP1060	106.00	1.79	2106	3106	4106	5106	6106	7106	8106	9106	10106	11106	12106	##106
#/5VP1120	112.00	1.86	2112	3112	4112	5112	6112	7112	8112	9112	10112	11112	12112	##112
#/5VP1180	118.00	1.86	2118	3118	4118	5118	6118	7118	8118	9118	10118	11118	12118	##118
#/5VP1250	125.00	2.00	2125	3125	4125	5125	6125	7125	8125	9125	10125	11125	12125	##125
#/5VP1320	132.00	2.11	2132	3132	4132	5132	6132	7132	8132	9132	10132	11132	12132	##132
#/5VP1400	140.00	2.25	2140	3140	4140	5140	6140	7140	8140	9140	10140	11140	12140	##140
#/5VP1500	150.00	2.39	2150	3150	4150	5150	6150	7150	8150	9150	10150	11150	12150	##150
#/5VP1600	160.00	2.57	2160	3160	4160	5160	6160	7160	8160	9160	10160	11160	12160	##160
#/5VP1700	170.00	2.75	2170	3170	4170	5170	6170	7170	8170	9170	10170	11170	12170	##170
#/5VP1800	180.00	2.89	2180	3180	4180	5180	6180	7180	8180	9180	10180	11180	12180	##180
#/5VP1900	190.00	3.07	2190	3190	4190	5190	6190	7190	8190	9190	10190	11190	12190	##190
#/5VP2000	200.00	3.25	2200	3200	4200	5200	6200	7200	8200	9200	10200	11200	12200	##200
#/5VP2030	203.00	3.30	2203	3203	4203	5203	6203	7203	8203	9203	10203	11203	12203	##203
#/5VP2120	212.00	3.46	2212	3212	4212	5212	6212	7212	8212	9212	10212	11212	12212	##212
#/5VP2240	224.00	3.68	2224	3224	4224	5224	6224	7224	8224	9224	10224	11224	12224	##224
#/5VP2360	236.00	3.89	2236	3236	4236	5236	6236	7236	8236	9236	10236	11236	12236	##236
#/5VP2500	250.00	4.07	2250	3250	4250	5250	6250	7250	8250	9250	10250	11250	12250	##250
#/5VP2650	265.00	4.32	2265	3265	4265	5265	6265	7265	8265	9265	10265	11265	12265	##265
#/5VP2800	280.00	4.57	2280	3280	4280	5280	6280	7280	8280	9280	10280	11280	12280	##280
#/5VP3000	300.00	4.89	2300	3300	4300	5300	6300	7300	8300	9300	10300	11300	12300	##300
#/5VP3150	315.00	5.18	2315	3315	4315	5315	6315	7315	8315	9315	10315	11315	12315	##315
#/5VP3350	335.00	5.50	2335	3335	4335	5335	6335	7335	8335	9335	10335	11335	12335	##335
#/5VP3550	355.00	5.79	2355	3355	4355	5355	6355	7355	8355	9355	10355	11355	12355	##355



**Product No. Series 9182**

**8VP Section**

Size (# = strands)	O.C. (in)	Wt. Per Strand (Lbs.)	Belt Width In Number of Strands											
			2 Strand	3 Strand	4 Strand	5 Strand	6 Strand	7 Strand	8 Strand	9 Strand	10 Strand	11 Strand	12 Strand	
			9182-	9182-	9182-	9182-	9182-	9182-	9182-	9182-	9182-	9182-	9182-	9182-
#/8VP1000	100.00	3.90	2100	3100	4100	5100	6100	7100	8100	9100	10100	11100	12100	
#/8VP1060	106.00	4.15	2106	3106	4106	5106	6106	7106	8106	9106	10106	11106	12106	
#/8VP1120	112.00	4.42	2112	3112	4112	5112	6112	7112	8112	9112	10112	11112	12112	
#/8VP1180	118.00	4.67	2118	3118	4118	5118	6118	7118	8118	9118	10118	11118	12118	
#/8VP1250	125.00	5.00	2125	3125	4125	5125	6125	7125	8125	9125	10125	11125	12125	
#/8VP1320	132.00	5.25	2132	3132	4132	5132	6132	7132	8132	9132	10132	11132	12132	
#/8VP1400	140.00	5.58	2140	3140	4140	5140	6140	7140	8140	9140	10140	11140	12140	
#/8VP1500	150.00	6.00	2150	3150	4150	5150	6150	7150	8150	9150	10150	11150	12150	



# Predator® PowerBand® Belts

Product No. Series 9182 (continued)

8VP Section (continued)

Size (# = strands)	O.C. (in)	Wt. Per Strand (Lbs.)	Belt Width In Number of Strands										
			2 Strand	3 Strand	4 Strand	5 Strand	6 Strand	7 Strand	8 Strand	9 Strand	10 Strand	11 Strand	12 Strand
			9182-	9182-	9182-	9182-	9182-	9182-	9182-	9182-	9182-	9182-	9182-
#/8VP1600	160.00	6.33	2160	3160	4160	5160	6160	7160	8160	9160	10160	11160	12160
#/8VP1700	170.00	6.75	2170	3170	4170	5170	6170	7170	8170	9170	10170	11170	12170
#/8VP1800	180.00	7.25	2180	3180	4180	5180	6180	7180	8180	9180	10180	11180	12180
#/8VP1900	190.00	7.65	2190	3190	4190	5190	6190	7190	8190	9190	10190		12190
#/8VP2000	200.00	8.00	2200	3200	4200	5200	6200	7200	8200	9200	10200	11200	12200
#/8VP2120	212.00	8.50	2212	3212	4212	5212	6212	7212	8212	9212	10212		12212
#/8VP2240	224.00	9.00	2224	3224	4224	5224	6224	7224	8224	9224	10224	11224	12224
#/8VP2360	236.00	9.42	2236	3236	4236	5236	6236	7236	8236	9236	10236	11236	12236
#/8VP2500	250.00	10.00	2250	3250	4250	5250	6250	7250	8250	9250	10250	11250	12250
#/8VP2650	265.00	10.58	2265	3265	4265	5265	6265	7265	8265	9265	10265	11265	12265
#/8VP2800	280.00	11.33	2280	3280	4280	5280	6280	7280	8280	9280	10280	11280	12280
#/8VP3000	300.00	12.08	2300	3300	4300	5300	6300	7300	8300	9300	10300	11300	12300
#/8VP3150	315.00	12.75	2315	3315	4315	5315	6315	7315	8315	9315	10315	11315	12315
#/8VP3350	335.00	13.58	2335	3335	4335	5335	6335	7335	8335	9335	10335	11335	12335
#/8VP3550	355.00	14.33	2355	3355	4355	5355	6355	7355	8355	9355	10355	11355	12355
#/8VP3750	375.00	15.08	2375	3375	4375	5375	6375	7375	8375	9375	10375	11375	12375
#/8VP4000	400.00	16.08	2400	3400	4400	5400	6400	7400	8400	9400	10400	11400	12400
#/8VP4250	425.00	17.08	2425	3425	4425	5425	6425	7425	8425	9425	10425	11425	12425
#/8VP4500	450.00	18.08	2450	3450	4450	5450	6450	7450	8450	9450		11450	12450
#/8VP4750	475.00	19.17	2475	3475	4475	5475	6475	7475	8475	9475	10475	11475	12475
#/8VP5000	500.00	20.17	2500	3500	4500	5500	6500	7500	8500	9500		11500	12500
#/8VP5600	560.00	22.75	2560	3560	4560	5560	6560	7560	8560	9560		11560	12560
#/8VP6000	600.00	24.42	2600	3600	4600	5600	6600	7600	8600	9600		11600	12600

HEAVY DUTY BELTS



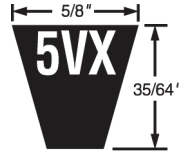
# Super HC<sup>®</sup> XP<sup>™</sup> (Notched Premium) Belts

## Recommended Sheaves

Super HC Sheaves as recommended by DesignFlex<sup>®</sup> Pro<sup>™</sup> drive analysis.

## Notes

When application requires XP belt sets, request same group/match number. XP belts are not part of the V80 length matching program.



## Product No. Series 9688

### 5VXP Section

HEAVY DUTY V-BELTS

Part No.	Product No.	O.C. (in)	Weight (Lbs.)	Qty Per Ctn	Part No.	Product No.	O.C. (in)	Weight (Lbs.)	Qty Per Ctn
5VXP600	9688-0600	60.00	.580	10	5VXP1120	9688-1120	112.00	1.080	10
5VXP630	9688-0630	63.00	.610	10	5VXP1180	9688-1180	118.00	1.140	10
5VXP670	9688-0670	67.00	.670	10	5VXP1230	9688-1230	123.00	1.180	10
5VXP710	9688-0710	71.00	.690	10	5VXP1250	9688-1250	125.00	1.200	10
5VXP750	9688-0750	75.00	.730	10	5VXP1320	9688-1320	132.00	1.270	10
5VXP800	9688-0800	80.00	.780	10	5VXP1400	9688-1400	140.00	1.350	10
5VXP850	9688-0850	85.00	.820	10	5VXP1500	9688-1500	150.00	1.410	10
5VXP900	9688-0900	90.00	.870	10	5VXP1600	9688-1600	160.00	1.500	10
5VXP950	9688-0950	95.00	.920	10	5VXP1700	9688-1700	170.00	1.590	10
5VXP1000	9688-1000	100.00	.970	10	5VXP1800	9688-1800	180.00	1.690	10
5VXP1030	9688-1030	103.00	1.000	10	5VXP1900	9688-1900	190.00	1.780	10
5VXP1060	9688-1060	106.00	1.020	10	5VXP2000	9688-2000	200.00	1.870	10
5VXP1080	9688-1080	108.00	1.050	10					



# Super HC<sup>®</sup> XP<sup>™</sup> (Notched Premium) PowerBand<sup>®</sup> Belts

## Recommended Sheaves

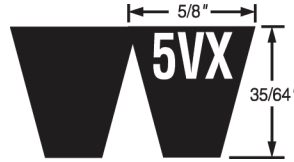
Super HC Sheaves as recommended by DesignFlex<sup>®</sup> Pro<sup>™</sup> drive analysis.

## Notes

Belt part number is constructed by placing the (#) number of strands required followed by a slash (/) in front of the belt size. For example, 5/5VXP1000 represents a 5VXP1000 with 5 joined strands.

Belt product number is 8 or 9 digits constructed of product series prefix, number of strands, and belt length. For example, 96945125 represents a "5VXP" section PowerBand (9694) with 5 strands (5) that is 125.0 inches (125) long.

When application requires XP belt sets, request same group/match number. XP belts are not part of the V80 length matching program.



## Product No. Series 9694

### 5VXP Section

Size (# = strands)	O.C. (in)	Wt. Per Strand (Lbs.)	Belt Width In Number of Strands				
			2 Strand	3 Strand	4 Strand	5 Strand	6 Strand
			9694-	9694-	9694-	9694-	9694-
#/5VXP710	71.96	1.21	2071	3071	4071	5071	6071
#/5VXP750	75.96	1.24	2075	3075	4075	5075	6075
#/5VXP800	80.96	1.28	2080	3080	4080	5080	6080
#/5VXP850	85.96	1.39	2085	3085	4085	5085	6085
#/5VXP900	90.96	1.42	2090	3090	4090	5090	6090
#/5VXP950	95.96	1.53	2095	3095	4095	5095	6095
#/5VXP1000	100.96	1.60	2100	3100	4100	5100	6100
#/5VXP1060	106.96	1.74	2106	3106	4106	5106	6106
#/5VXP1120	112.96	1.82	2112	3112	4112	5112	6112
#/5VXP1180	118.96	1.89	2118	3118	4118	5118	6118
#/5VXP1250	125.96	2.03	2125	3125	4125	5125	6125
#/5VXP1320	132.96	2.14	2132	3132	4132	5132	6132
#/5VXP1400	140.96	2.28	2140	3140	4140	5140	6140
#/5VXP1500	150.00	2.42	2150	3150	4150	5150	6150
#/5VXP1600	160.96	2.60	2160	3160	4160	5160	6160
#/5VXP1800	180.96	2.92	2180	3180	4180	5180	6180
#/5VXP1900	190.00	3.10	2190	3190	4190	5190	6190
#/5VXP2000	200.00	3.28	2200	3200	4200	5200	6200

HEAVY DUTY V-BELTS

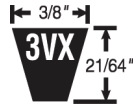


# Super HC<sup>®</sup> Molded Notch Belts

Recommended Sheaves  
Super HC Sheaves

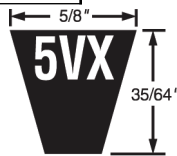
**Notes**  
Gates Super HC Molded Notch belts are available in 3VX and 5VX cross-sections.

## Product No. Series 9412



### 3VX Section

Part No.	Product No.	O.C. (in)	Weight (Lbs.)	Qty Per Ctn	Part No.	Product No.	O.C. (in)	Weight (Lbs.)	Qty Per Ctn
3VX250	9412-0250	25.00	.110	10	3VX600	9412-0600	60.00	.240	10
3VX265	9412-0265	26.50	.120	10	3VX616	9412-0616	61.60	.250	100
3VX280	9412-0280	28.00	.130	10	3VX630	9412-0630	63.00	.250	10
3VX290	9412-0290	29.00	.132	104	3VX650	9412-0650	65.00	.260	10
3VX300	9412-0300	30.00	.130	10	3VX670	9412-0670	67.00	.270	10
3VX315	9412-0315	31.50	.140	10	3VX690	9412-0690	69.00	.275	10
3VX326	9412-0326	32.60	.142	107	3VX710	9412-0710	71.00	.285	10
3VX335	9412-0335	33.50	.147	10	3VX750	9412-0750	75.00	.295	10
3VX350	9412-0350	35.00	.150	10	3VX771	9412-0771	77.10	.300	10
3VX355	9412-0355	35.50	.155	10	3VX800	9412-0800	80.00	.315	10
3VX366	9412-0366	36.60	.160	10	3VX826	9412-0826	82.60	.320	10
3VX375	9412-0375	37.50	.162	10	3VX850	9412-0850	85.00	.330	10
3VX385	9412-0385	38.50	.165	10	3VX900	9412-0900	90.00	.350	10
3VX390	9412-0390	39.00	.165	107	3VX926	9412-0926	92.60	.355	10
3VX400	9412-0400	40.00	.170	10	3VX950	9412-0950	95.00	.370	10
3VX415	9412-0415	41.50	.175	10	3VX974	9412-0974	97.40	.375	54
3VX425	9412-0425	42.50	.180	10	3VX1000	9412-1000	100.00	.385	10
3VX450	9412-0450	45.00	.190	10	3VX1027	9412-1027	102.70	.395	10
3VX464	9412-0464	46.40	.200	10	3VX1060	9412-1060	106.00	.410	10
3VX475	9412-0475	47.50	.200	10	3VX1088	9412-1088	108.80	.420	54
3VX487	9412-0487	48.70	.205	107	3VX1120	9412-1120	112.00	.430	10
3VX500	9412-0500	50.00	.205	10	3VX1146	9412-1146	114.60	.440	54
3VX520	9412-0520	52.00	.210	10	3VX1180	9412-1180	118.00	.450	10
3VX530	9412-0530	53.00	.215	10	3VX1224	9412-1224	122.40	.470	10
3VX540	9412-0540	54.00	.220	10	3VX1250	9412-1250	125.00	.475	10
3VX550	9412-0550	55.00	.225	10	3VX1296	9412-1296	129.60	.490	54
3VX560	9412-0560	56.00	.230	10	3VX1320	9412-1320	132.00	.500	10
3VX570	9412-0570	57.00	.235	10	3VX1400	9412-1400	140.00	.530	10
3VX580	9412-0580	58.00	.235	10	3VX1500	9412-1500	150.00	.560	1
3VX590	9412-0590	59.00	.240	10					



## Product No. Series 9414



### 5VX Section

Part No.	Product No.	O.C. (in)	Weight (Lbs.)	Qty Per Ctn	Part No.	Product No.	O.C. (in)	Weight (Lbs.)	Qty Per Ctn
5VX350	9414-0350	35.00	.360	10	5VX510	9414-0510	51.00	.520	10
5VX362	9414-0362	36.20	.370	68	5VX519	9414-0519	51.90	.540	34
5VX372	9414-0372	37.20	.380	68	5VX530	9414-0530	53.00	.540	10
5VX382	9414-0382	38.20	.400	68	5VX540	9414-0540	54.00	.550	10
5VX392	9414-0392	39.20	.400	68	5VX550	9414-0550	55.00	.560	10
5VX402	9414-0402	40.20	.410	68	5VX560	9414-0560	56.00	.570	10
5VX412	9414-0412	41.20	.420	68	5VX570	9414-0570	57.00	.580	10
5VX422	9414-0422	42.20	.430	68	5VX580	9414-0580	58.00	.590	10
5VX433	9414-0433	43.30	.450	68	5VX590	9414-0590	59.00	.600	10
5VX450	9414-0450	45.00	.460	10	5VX600	9414-0600	60.00	.600	10
5VX459	9414-0459	45.90	.460	68	5VX610	9414-0610	61.00	.610	10
5VX470	9414-0470	47.00	.480	10	5VX619	9414-0619	61.90	.620	10
5VX479	9414-0479	47.90	.490	34	5VX630	9414-0630	63.00	.640	10
5VX490	9414-0490	49.00	.500	10	5VX650	9414-0650	65.00	.660	10
5VX500	9414-0500	50.00	.510	10	5VX660	9414-0660	66.00	.660	10

HEAVY DUTY V-BELTS



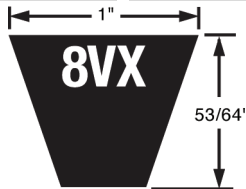
# Super HC<sup>®</sup> Molded Notch Belts

## Product No. Series 9414 (continued)

### 5VX Section (continued)

Part No.	Product No.	O.C. (in)	Weight (Lbs.)	Qty Per Ctn	Part No.	Product No.	O.C. (in)	Weight (Lbs.)	Qty Per Ctn
5VX670	9414-0670	67.00	.680	10	5VX990	9414-0990	99.00	.980	10
5VX680	9414-0680	68.00	.680	10	5VX1000	9414-1000	100.00	1.000	10
5VX690	9414-0690	69.00	.680	10	5VX1017	9414-1017	101.70	1.020	10
5VX700	9414-0700	70.00	.700	10	5VX1030	9414-1030	103.00	1.030	10
5VX710	9414-0710	71.00	.710	10	5VX1050	9414-1050	105.00	1.050	10
5VX720	9414-0720	72.00	.720	10	5VX1060	9414-1060	106.00	1.060	10
5VX730	9414-0730	73.00	.740	10	5VX1080	9414-1080	108.00	1.070	10
5VX740	9414-0740	74.00	.750	10	5VX1108	9414-1108	110.80	1.100	10
5VX750	9414-0750	75.00	.760	10	5VX1120	9414-1120	112.00	1.110	10
5VX760	9414-0760	76.00	.760	10	5VX1139	9414-1139	113.90	1.140	10
5VX769	9414-0769	76.90	.770	40	5VX1150	9414-1150	115.00	1.140	10
5VX780	9414-0780	78.00	.780	10	5VX1160	9414-1160	116.00	1.150	10
5VX790	9414-0790	79.00	.800	10	5VX1162	9414-1162	116.20	1.150	10
5VX800	9414-0800	80.00	.810	10	5VX1180	9414-1180	118.00	1.170	10
5VX810	9414-0810	81.00	.820	10	5VX1220	9414-1220	122.00	1.200	10
5VX830	9414-0830	83.00	.830	10	5VX1230	9414-1230	123.00	1.220	10
5VX840	9414-0840	84.00	.840	10	5VX1250	9414-1250	125.00	1.240	10
5VX850	9414-0850	85.00	.850	10	5VX1277	9414-1277	127.70	1.270	10
5VX860	9414-0860	86.00	.860	10	5VX1320	9414-1320	132.00	1.300	10
5VX867	9414-0867	86.70	.860	34	5VX1374	9414-1374	137.40	1.360	10
5VX880	9414-0880	88.00	.890	10	5VX1400	9414-1400	140.00	1.380	10
5VX890	9414-0890	89.00	.900	10	5VX1469	9414-1469	146.90	1.460	10
5VX900	9414-0900	90.00	.900	10	5VX1500	9414-1500	150.00	1.480	10
5VX918	9414-0918	91.80	.920	10	5VX1600	9414-1600	160.00	1.560	10
5VX930	9414-0930	93.00	.930	10	5VX1700	9414-1700	170.00	1.670	10
5VX940	9414-0940	94.00	.930	10	5VX1701	9414-1701	170.10	1.670	10
5VX950	9414-0950	95.00	.950	10	5VX1800	9414-1800	180.00	1.780	10
5VX960	9414-0960	96.00	.960	10	5VX1900	9414-1900	190.00	1.880	10
5VX978	9414-0978	97.80	.980	10	5VX2000	9414-2000	200.00	1.950	10

HEAVY DUTY V-BELTS



## Product No. Series 9516

### 8VX Section



Part No.	Product No.	O.C. (in)	Weight (Lbs.)	Qty Per Ctn	Part No.	Product No.	O.C. (in)	Weight (Lbs.)	Qty Per Ctn
8VX1000	9516-1000	100.00	2.710	10	8VX1500	9516-1500	150.00	4.110	5
8VX1060	9516-1060	106.00	2.870	10	8VX1600	9516-1600	160.00	4.380	5
8VX1120	9516-1120	112.00	3.030	10	8VX1700	9516-1700	170.00	4.550	5
8VX1180	9516-1180	118.00	3.240	10	8VX1800	9516-1800	180.00	4.920	5
8VX1250	9516-1250	125.00	3.380	10	8VX1900	9516-1900	190.00	5.190	5
8VX1320	9516-1320	132.00	3.580	10	8VX2000	9516-2000	200.00	5.460	5
8VX1400	9516-1400	140.00	3.840	5					



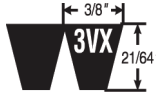
# Super HC<sup>®</sup> Molded Notch PowerBand<sup>®</sup> Belts

Recommended Sheaves  
Super HC Sheaves

**Notes**

Belt part number is constructed by placing the (#) number of strands required followed by a slash (/) in front of the belt size. For example, 5/3VX800 represents a 3VX800 with 5 joined strands.  
Belt product number is 8 or 9 digits constructed of product series prefix, number of strands, and belt length. For example, 93885080 represents a "3VX" section PowerBand (9388) with 5 strands (5) that is 80.0 inches (080) long.

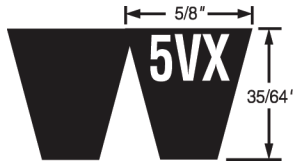
**Product No. Series 9388**



**3VX Section**

HEAVY DUTY V-BELTS

Size (# = strands)	O.C. (in)	Wt. Per Strand (Lbs.)	Belt Width In Number of Strands													
			2 Strand	3 Strand	4 Strand	5 Strand	6 Strand	7 Strand	8 Strand	9 Strand	10 Strand	11 Strand	12 Strand	13 to 22 Strand Maximum (## = strands)		
			9388-	9388-	9388-	9388-	9388-	9388-	9388-	9388-	9388-	9388-	9388-	9388-		
#/3VX250	25.00	.10	2025	3025	4025	5025										
#/3VX265	26.50	.14	2026	3026	4026	5026										
#/3VX280	28.00	.16	2028	3028	4028	5028										
#/3VX300	30.00	.18	2030	3030	4030	5030	6030	7030	8030	9030	10030	11030	12030		##030	
#/3VX315	31.50	.20	2031	3031	4031	5031	6031	7031	8031	9031	10031	11031	12031		##031	
#/3VX335	33.50	.20	2033	3033	4033	5033	6033	7033	8033	9033	10033	11033	12033		##033	
#/3VX355	35.50	.20	2035	3035	4035	5035	6035	7035	8035	9035	10035	11035	12035		##035	
#/3VX375	37.50	.22	2037	3037	4037	5037	6037	7037	8037	9037	10037	11037	12037		##037	
#/3VX400	40.00	.24	2040	3040	4040	5040	6040	7040	8040	9040	10040	11040	12040		##040	
#/3VX425	42.50	.26	2042	3042	4042	5042	6042	7042	8042	9042	10042	11042	12042		##042	
#/3VX450	45.00	.28	2045	3045	4045	5045	6045	7045	8045	9045	10045	11045	12045		##045	
#/3VX475	47.50	.29	2047	3047	4047	5047	6047	7047	8047	9047	10047	11047	12047		##047	
#/3VX500	50.00	.30	2050	3050	4050	5050	6050	7050	8050	9050	10050	11050	12050		##050	
#/3VX530	53.00	.33	2053	3053	4053	5053	6053	7053	8053	9053	10053	11053	12053		##053	
#/3VX560	56.00	.34	2056	3056	4056	5056	6056	7056	8056	9056	10056	11056	12056		##056	
#/3VX600	60.00	.37	2060	3060	4060	5060	6060	7060	8060	9060	10060	11060	12060		##060	
#/3VX630	63.00	.40	2063	3063	4063	5063	6063	7063	8063	9063	10063	11063	12063		##063	
#/3VX670	67.00	.41	2067	3067	4067	5067	6067	7067	8067	9067	10067	11067	12067		##067	
#/3VX710	71.00	.44	2071	3071	4071	5071	6071	7071	8071	9071	10071	11071	12071		##071	
#/3VX750	75.00	.46	2075	3075	4075	5075	6075	7075	8075	9075	10075	11075	12075		##075	
#/3VX800	80.00	.50	2080	3080	4080	5080	6080	7080	8080	9080	10080	11080	12080		##080	
#/3VX820	82.00	.51	2082	3082	4082	5082	6082	7082	8082	9082	10082	11082	12082		##082	
#/3VX850	85.00	.53	2085	3085	4085	5085	6085	7085	8085	9085	10085	11085	12085		##085	
#/3VX900	90.00	.56	2090	3090	4090	5090	6090	7090	8090	9090	10090	11090	12090		##090	
#/3VX950	95.00	.60	2095	3095	4095	5095	6095	7095	8095	9095	10095	11095	12095		##095	
#/3VX1000	100.00	.63	2100	3100	4100	5100	6100	7100	8100	9100	10100	11100	12100		##100	
#/3VX1060	106.00	.66	2106	3106	4106	5106	6106	7106	8106	9106	10106	11106	12106		##106	
#/3VX1120	112.00	.70	2112	3112	4112	5112	6112	7112	8112	9112	10112	11112	12112		##112	
#/3VX1180	118.00	.74	2118	3118	4118	5118	6118	7118	8118	9118	10118	11118	12118		##118	
#/3VX1250	125.00	.79	2125	3125	4125	5125	6125	7125	8125	9125	10125	11125	12125		##125	
#/3VX1320	132.00	.83	2132	3132	4132	5132	6132	7132	8132	9132	10132	11132	12132		##132	
#/3VX1400	140.00	.88	2140	3140	4140	5140	6140	7140	8140	9140	10140	11140	12140		##140	



**Product No. Series 9389**



**5VX Section**

Size (# = strands)	O.C. (in)	Wt. Per Strand (Lbs.)	Belt Width In Number of Strands												
			2 Strand	3 Strand	4 Strand	5 Strand	6 Strand	7 Strand	8 Strand	9 Strand	10 Strand	11 Strand	12 Strand	13 Strand	
			9389-	9389-	9389-	9389-	9389-	9389-	9389-	9389-	9389-	9389-	9389-	9389-	
#/5VX500	50.00	.70	2050	3050	4050	5050	6050	7050	8050	9050	10050	11050	12050	13050	
#/5VX530	53.00	.80	2053	3053	4053	5053	6053	7053	8053	9053	10053	11053	12053	13053	
#/5VX560	56.00	.86	2056	3056	4056	5056	6056	7056	8056	9056	10056	11056	12056	13056	
#/5VX600	60.00	.96	2060	3060	4060	5060	6060	7060	8060	9060	10060	11060	12060	13060	
#/5VX630	63.00	1.00	2063	3063	4063	5063	6063	7063	8063	9063	10063	11063	12063	13063	



# Super HC<sup>®</sup> Molded Notch PowerBand<sup>®</sup> Belts

Product No. Series 9389 (continued)

5VX Section (continued)

Size (# = strands)	O.C. (in)	Wt. Per Strand (Lbs.)	Belt Width In Number of Strands												
			2 Strand	3 Strand	4 Strand	5 Strand	6 Strand	7 Strand	8 Strand	9 Strand	10 Strand	11 Strand	12 Strand	13 Strand	
			9389-	9389-	9389-	9389-	9389-	9389-	9389-	9389-	9389-	9389-	9389-	9389-	
#/5VX670	67.00	1.04	2067	3067	4067	5067	6067	7067	8067	9067	10067	11067	12067	13067	
#/5VX710	71.00	1.18	2071	3071	4071	5071	6071	7071	8071	9071	10071	11071	12071	13071	
#/5VX750	75.00	1.21	2075	3075	4075	5075	6075	7075	8075	9075	10075	11075	12075	13075	
#/5VX800	80.00	1.25	2080	3080	4080	5080	6080	7080	8080	9080	10080	11080	12080	13080	
#/5VX850	85.00	1.36	2085	3085	4085	5085	6085	7085	8085	9085	10085	11085	12085	13085	
#/5VX900	90.00	1.39	2090	3090	4090	5090	6090	7090	8090	9090	10090	11090	12090	13090	
#/5VX950	95.00	1.50	2095	3095	4095	5095	6095	7095	8095	9095	10095	11095	12095	13095	
#/5VX1000	100.00	1.57	2100	3100	4100	5100	6100	7100	8100	9100	10100	11100	12100	13100	
#/5VX1060	106.00	1.71	2106	3106	4106	5106	6106	7106	8106	9106	10106	11106	12106	13106	
#/5VX1120	112.00	1.79	2112	3112	4112	5112	6112	7112	8112	9112	10112	11112	12112	13112	
#/5VX1180	118.00	1.86	2118	3118	4118	5118	6118	7118	8118	9118	10118	11118	12118	13118	
#/5VX1250	125.00	2.00	2125	3125	4125	5125	6125	7125	8125	9125	10125	11125	12125	13125	
#/5VX1320	132.00	2.11	2132	3132	4132	5132	6132	7132	8132	9132	10132	11132	12132	13132	
#/5VX1400	140.00	2.25	2140	3140	4140	5140	6140	7140	8140	9140	10140	11140	12140	13140	
#/5VX1500	150.00	2.39	2150	3150	4150	5150	6150	7150	8150	9150	10150	11150	12150	13150	
#/5VX1600	160.00	2.57	2160	3160	4160	5160	6160	7160	8160	9160	10160	11160	12160	13160	
#/5VX1700	170.00	2.75	2170	3170	4170	5170	6170	7170	8170	9170	10170	11170	12170	13170	
#/5VX1800	180.00	2.89	2180	3180	4180	5180	6180	7180	8180	9180	10180	11180	12180	13180	
#/5VX1900	190.00	3.07	2190	3190	4190	5190	6190	7190	8190	9190	10190	11190	12190	13190	
#/5VX2000	200.00	3.25	2200	3200	4200	5200	6200	7200	8200	9200	10200	11200	12200	13200	

HEAVY DUTY V-BELTS

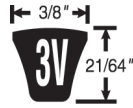


# Super HC® Belts

Recommended Sheaves  
Super HC Sheaves

**Notes**  
Gates Super HC belts are available in 3V, 5V, and 8V cross-sections.

## Product No. Series 9332

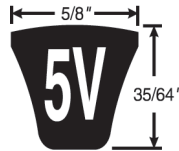


### 3V Section

Part No.	Product No.	O.C. (in)	Weight (Lbs.)	Qty Per Ctn	Part No.	Product No.	O.C. (in)	Weight (Lbs.)	Qty Per Ctn
3V250	9332-0250	25.00	.120	10	3V650	9332-0650	65.00	.310	100
3V265	9332-0265	26.50	.125	10	3V670	9332-0670	67.00	.320	10
3V280	9332-0280	28.00	.130	10	3V710	9332-0710	71.00	.335	10
3V300	9332-0300	30.00	.140	10	3V730	9332-0730	73.00	.340	10
3V315	9332-0315	31.50	.150	10	3V750	9332-0750	75.00	.350	10
3V335	9332-0335	33.50	.160	10	3V800	9332-0800	80.00	.380	10
3V355	9332-0355	35.50	.170	10	3V810	9332-0810	81.00	.380	76
3V375	9332-0375	37.50	.175	10	3V830	9332-0830	83.00	.390	10
3V400	9332-0400	40.00	.190	10	3V850	9332-0850	85.00	.400	10
3V420	9332-0420	42.00	.200	150	3V900	9332-0900	90.00	.430	10
3V425	9332-0425	42.50	.200	10	3V950	9332-0950	95.00	.450	10
3V450	9332-0450	45.00	.210	10	3V1000	9332-1000	100.00	.470	10
3V475	9332-0475	47.50	.220	10	3V1060	9332-1060	106.00	.500	10
3V500	9332-0500	50.00	.240	10	3V1120	9332-1120	112.00	.530	10
3V530	9332-0530	53.00	.250	10	3V1180	9332-1180	118.00	.560	10
3V560	9332-0560	56.00	.260	10	3V1250	9332-1250	125.00	.590	10
3V590	9332-0590	59.00	.270	50	3V1320	9332-1320	132.00	.620	10
3V600	9332-0600	60.00	.280	10	3V1400	9332-1400	140.00	.660	10
3V630	9332-0630	63.00	.300	10					

HEAVY DUTY V-BELTS

## Product No. Series 9334




### 5V Section

Part No.	Product No.	O.C. (in)	Weight (Lbs.)	Qty Per Ctn	Part No.	Product No.	O.C. (in)	Weight (Lbs.)	Qty Per Ctn
5V500	9334-0500	50.00	.650	10	5V1500	9334-1500	150.00	2.000	10
5V530	9334-0530	53.00	.730	10	5V1600	9334-1600	160.00	2.100	10
5V560	9334-0560	56.00	.770	10	5V1630	9334-1630	163.00	2.150	26
5V600	9334-0600	60.00	.800	10	5V1700	9334-1700	170.00	2.250	10
5V630	9334-0630	63.00	.820	10	5V1710	9334-1710	171.00	2.250	26
5V670	9334-0670	67.00	.890	10	5V1800	9334-1800	180.00	2.350	10
5V710	9334-0710	71.00	.930	10	5V1900	9334-1900	190.00	2.500	10
5V750	9334-0750	75.00	1.000	10	5V2000	9334-2000	200.00	2.600	10
5V800	9334-0800	80.00	1.050	10	5V2120	9334-2120	212.00	2.800	10
5V850	9334-0850	85.00	1.100	10	5V2240	9334-2240	224.00	2.950	10
5V900	9334-0900	90.00	1.200	10	5V2360	9334-2360	236.00	3.100	10
5V950	9334-0950	95.00	1.250	10	5V2500	9334-2500	250.00	3.300	10
5V1000	9334-1000	100.00	1.320	10	5V2650	9334-2650	265.00	3.500	5
5V1060	9334-1060	106.00	1.400	10	5V2800	9334-2800	280.00	3.700	5
5V1120	9334-1120	112.00	1.500	10	5V3000	9334-3000	300.00	3.980	5
5V1180	9334-1180	118.00	1.550	10	5V3150	9334-3150	315.00	4.200	5
5V1250	9334-1250	125.00	1.640	10	5V3350	9334-3350	335.00	4.400	5
5V1320	9334-1320	132.00	1.740	10	5V3550	9334-3550	355.00	4.700	5
5V1400	9334-1400	140.00	1.820	10					



# Super HC® Belts



## Product No. Series 9336

### 8V Section

Part No.	Product No.	O.C. (in)	Weight (Lbs.)	Qty Per Ctn	Part No.	Product No.	O.C. (in)	Weight (Lbs.)	Qty Per Ctn
8V1000	9336-1000	100.00	3.300	5	8V2360	9336-2360	236.00	7.950	3
8V1060	9336-1060	106.00	3.550	5	8V2500	9336-2500	250.00	8.500	3
8V1120	9336-1120	112.00	3.800	5	8V2650	9336-2650	265.00	9.000	3
8V1180	9336-1180	118.00	4.000	5	8V2800	9336-2800	280.00	9.450	3
8V1250	9336-1250	125.00	4.100	5	8V3000	9336-3000	300.00	10.450	3
8V1320	9336-1320	132.00	4.450	5	8V3150	9336-3150	315.00	10.850	3
8V1400	9336-1400	140.00	4.750	5	8V3350	9336-3350	335.00	11.400	1
8V1500	9336-1500	150.00	5.150	5	8V3550	9336-3550	355.00	12.150	1
8V1600	9336-1600	160.00	5.450	5	8V3750	9336-3750	375.00	12.900	1
8V1700	9336-1700	170.00	5.850	5	8V4000	9336-4000	400.00	13.700	1
8V1800	9336-1800	180.00	6.150	5	8V4250	9336-4250	425.00	14.650	1
8V1900	9336-1900	190.00	6.400	4	8V4500	9336-4500	450.00	15.400	1
8V2000	9336-2000	200.00	6.900	4	8V4750	9336-4750	475.00	16.290	1
8V2120	9336-2120	212.00	7.350	4	8V5000	9336-5000	500.00	17.100	1
8V2240	9336-2240	224.00	7.500	4	8V5600	9336-5600	560.00	19.100	1
8V2300	9336-2300	230.00	7.850	4	8V6000	9336-6000	600.00	20.500	1

HEAVY DUTY V-BELTS



# Super HC® PowerBand® Belts

## Recommended Sheaves

Super HC Sheaves

### Notes

Belt part number is constructed by placing the (#) number of strands required followed by a slash (/) in front of the belt size. For example, 5/3V800 represents a 3V800 with 5 joined strands.

Belt product number is 8 or 9 digits constructed of product series prefix, number of strands, and belt length. For example, 93855080 represents a "3V" section PowerBand (9385) with 5 strands (5) that is 80.0 inches (080) long.

3V PowerBand Belts are non-notched, raw edge construction for sizes 3V300 through 3V750. Sizes 3V800 and longer are banded (covered) construction.

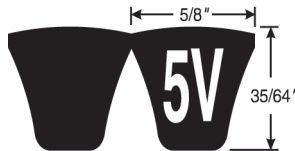
## Product No. Series 9385



### 3V Section

Size (# = strands)	O.C. (in)	Wt. Per Strand (Lbs.)	Belt Width In Number of Strands												13 to 30 Strand Maximum (## = strands)
			2 Strand	3 Strand	4 Strand	5 Strand	6 Strand	7 Strand	8 Strand	9 Strand	10 Strand	11 Strand	12 Strand		
			9385-	9385-	9385-	9385-	9385-	9385-	9385-	9385-	9385-	9385-	9385-	9385-	
<sup>14</sup> #/3V300	30.00	.18	2030	3030	4030	5030	6030	7030	8030	9030	10030	11030	12030	##030	
<sup>14</sup> #/3V315	31.50	.20	2031	3031	4031	5031	6031	7031	8031	9031	10031	11031	12031	##031	
<sup>14</sup> #/3V335	33.50	.20	2033	3033	4033	5033	6033	7033	8033	9033	10033	11033	12033	##033	
<sup>14</sup> #/3V355	35.50	.20	2035	3035	4035	5035	6035	7035	8035	9035	10035	11035	12035	##035	
<sup>14</sup> #/3V375	37.50	.22	2037	3037	4037	5037	6037	7037	8037	9037	10037	11037	12037	##037	
<sup>14</sup> #/3V400	40.00	.24	2040	3040	4040	5040	6040	7040	8040	9040	10040	11040	12040	##040	
<sup>14</sup> #/3V425	42.50	.26	2042	3042	4042	5042	6042	7042	8042	9042	10042	11042	12042	##042	
<sup>14</sup> #/3V450	45.00	.28	2045	3045	4045	5045	6045	7045	8045	9045	10045	11045	12045	##045	
<sup>14</sup> #/3V475	47.50	.29	2047	3047	4047	5047	6047	7047	8047	9047	10047	11047	12047	##047	
<sup>14</sup> #/3V500	50.00	.30	2050	3050	4050	5050	6050	7050	8050	9050	10050	11050	12050	##050	
<sup>14</sup> #/3V530	53.00	.33	2053	3053	4053	5053	6053	7053	8053	9053	10053	11053	12053	##053	
<sup>14</sup> #/3V560	56.00	.34	2056	3056	4056	5056	6056	7056	8056	9056	10056	11056	12056	##056	
<sup>14</sup> #/3V600	60.00	.37	2060	3060	4060	5060	6060	7060	8060	9060	10060	11060	12060	##060	
<sup>14</sup> #/3V630	63.00	.40	2063	3063	4063	5063	6063	7063	8063	9063	10063	11063	12063	##063	
<sup>14</sup> #/3V670	67.00	.41	2067	3067	4067	5067	6067	7067	8067	9067	10067	11067	12067	##067	
<sup>14</sup> #/3V710	71.00	.44	2071	3071	4071	5071	6071	7071	8071	9071	10071	11071	12071	##071	
<sup>14</sup> #/3V750	75.00	.46	2075	3075	4075	5075	6075	7075	8075	9075	10075	11075	12075	##075	
#/3V800	80.00	.50	2080	3080	4080	5080	6080	7080	8080	9080	10080	11080	12080	##080	
#/3V850	85.00	.53	2085	3085	4085	5085	6085	7085	8085	9085	10085	11085	12085	##085	
#/3V900	90.00	.56	2090	3090	4090	5090	6090	7090	8090	9090	10090	11090	12090	##090	
#/3V950	95.00	.60	2095	3095	4095	5095	6095	7095	8095	9095	10095	11095	12095	##095	
#/3V1000	100.00	.63	2100	3100	4100	5100	6100	7100	8100	9100	10100	11100	12100	##100	
#/3V1060	106.00	.66	2106	3106	4106	5106	6106	7106	8106	9106	10106	11106	12106	##106	
#/3V1120	112.00	.70	2112	3112	4112	5112	6112	7112	8112	9112	10112	11112	12112	##112	
#/3V1180	118.00	.74	2118	3118	4118	5118	6118	7118	8118	9118	10118	11118	12118	##118	
#/3V1250	125.00	.79	2125	3125	4125	5125	6125	7125	8125	9125	10125	11125	12125	##125	
#/3V1320	132.00	.83	2132	3132	4132	5132	6132	7132	8132	9132	10132	11132	12132	##132	
#/3V1400	140.00	.88	2140	3140	4140	5140	6140	7140	8140	9140	10140	11140	12140	##140	

## Product No. Series 9386



### 5V Section

Size (# = strands)	O.C. (in)	Wt. Per Strand (Lbs.)	Belt Width In Number of Strands												13 to 18 Strand Maximum (## = strands)
			2 Strand	3 Strand	4 Strand	5 Strand	6 Strand	7 Strand	8 Strand	9 Strand	10 Strand	11 Strand	12 Strand		
			9386-	9386-	9386-	9386-	9386-	9386-	9386-	9386-	9386-	9386-	9386-	9386-	
<sup>15</sup> #/5V500	50.00	.70	2050	3050	4050	5050	6050	7050	8050	9050	10050	11050	12050	##050	
<sup>15</sup> #/5V530	53.00	.80	2053	3053	4053	5053	6053	7053	8053	9053	10053	11053	12053	##053	
<sup>15</sup> #/5V560	56.00	.86	2056	3056	4056	5056	6056	7056	8056	9056	10056	11056	12056	##056	
<sup>15</sup> #/5V600	60.00	.96	2060	3060	4060	5060	6060	7060	8060	9060	10060	11060	12060	##060	
<sup>15</sup> #/5V630	63.00	1.00	2063	3063	4063	5063	6063	7063	8063	9063	10063	11063	12063	##063	

<sup>14</sup> Maximum width 22 strands. Not included in V-80 matching program.  
<sup>15</sup> Not included in V-80 matching program.

HEAVY DUTY V-BELTS



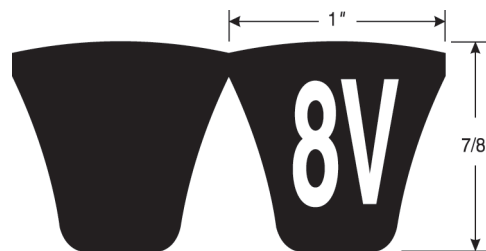
# Super HC<sup>®</sup> PowerBand<sup>®</sup> Belts

Product No. Series 9386 (continued)

5V Section (continued)

Size (# = strands)	O.C. (in)	Wt. Per Strand (Lbs.)	Belt Width In Number of Strands											
			2 Strand	3 Strand	4 Strand	5 Strand	6 Strand	7 Strand	8 Strand	9 Strand	10 Strand	11 Strand	12 Strand	13 to 18 Strand Maximum (## = strands)
			9386-	9386-	9386-	9386-	9386-	9386-	9386-	9386-	9386-	9386-	9386-	9386-
#/5V670	67.00	1.04	2067	3067	4067	5067	6067	7067	8067	9067	10067	11067	12067	##067
#/5V710	71.00	1.18	2071	3071	4071	5071	6071	7071	8071	9071	10071	11071	12071	##071
#/5V750	75.00	1.18	2075	3075	4075	5075	6075	7075	8075	9075	10075	11075	12075	##075
#/5V800	80.00	1.25	2080	3080	4080	5080	6080	7080	8080	9080	10080	11080	12080	##080
#/5V850	85.00	1.36	2085	3085	4085	5085	6085	7085	8085	9085	10085	11085	12085	##085
#/5V900	90.00	1.39	2090	3090	4090	5090	6090	7090	8090	9090	10090	11090	12090	##090
#/5V950	95.00	1.50	2095	3095	4095	5095	6095	7095	8095	9095	10095	11095	12095	##095
#/5V1000	100.00	1.57	2100	3100	4100	5100	6100	7100	8100	9100	10100	11100	12100	##100
#/5V1060	106.00	1.71	2106	3106	4106	5106	6106	7106	8106	9106	10106	11106	12106	##106
#/5V1120	112.00	1.79	2112	3112	4112	5112	6112	7112	8112	9112	10112	11112	12112	##112
#/5V1180	118.00	1.86	2118	3118	4118	5118	6118	7118	8118	9118	10118	11118	12118	##118
#/5V1200	120.00	1.90	2120	3120	4120	5120	6120	7120	8120	9120	10120	11120	12120	##120
#/5V1210	121.00	1.92	2121	3121	4121	5121	6121	7121	8121	9121	10121	11121	12121	##121
#/5V1250	125.00	2.00	2125	3125	4125	5125	6125	7125	8125	9125	10125	11125	12125	##125
#/5V1320	132.00	2.11	2132	3132	4132	5132	6132	7132	8132	9132	10132	11132	12132	##132
#/5V1400	140.00	2.25	2140	3140	4140	5140	6140	7140	8140	9140	10140	11140	12140	##140
#/5V1500	150.00	2.39	2150	3150	4150	5150	6150	7150	8150	9150	10150	11150	12150	##150
#/5V1600	160.00	2.57	2160	3160	4160	5160	6160	7160	8160	9160	10160	11160	12160	##160
#/5V1700	170.00	2.75	2170	3170	4170	5170	6170	7170	8170	9170	10170	11170	12170	##170
#/5V1800	180.00	2.89	2180	3180	4180	5180	6180	7180	8180	9180	10180	11180	12180	##180
#/5V1900	190.00	3.07	2190	3190	4190	5190	6190	7190	8190	9190	10190	11190	12190	##190
#/5V2000	200.00	3.25	2200	3200	4200	5200	6200	7200	8200	9200	10200	11200	12200	##200
#/5V2120	212.00	3.46	2212	3212	4212	5212	6212	7212	8212	9212	10212	11212	12212	##212
#/5V2240	224.00	3.68	2224	3224	4224	5224	6224	7224	8224	9224	10224	11224	12224	##224
#/5V2360	236.00	3.89	2236	3236	4236	5236	6236	7236	8236	9236	10236	11236	12236	##236
#/5V2500	250.00	4.07	2250	3250	4250	5250	6250	7250	8250	9250	10250	11250	12250	##250
#/5V2650	265.00	4.32	2265	3265	4265	5265	6265	7265	8265	9265	10265	11265	12265	##265
#/5V2800	280.00	4.57	2280	3280	4280	5280	6280	7280	8280	9280	10280	11280	12280	##280
#/5V3000	300.00	4.89	2300	3300	4300	5300	6300	7300	8300	9300	10300	11300	12300	##300
#/5V3150	315.00	5.18	2315	3315	4315	5315	6315	7315	8315	9315	10315	11315	12315	##315
#/5V3350	335.00	5.50	2335	3335	4335	5335	6335	7335	8335	9335	10335	11335	12335	##335
#/5V3550	355.00	5.79	2355	3355	4355	5355	6355	7355	8355	9355	10355	11355	12355	##355

HEAVY DUTY V-BELTS



Product No. Series 9387

8V Section



Size (# = strands)	O.C. (in)	Wt. Per Strand (Lbs.)	Belt Width In Number of Strands											
			2 Strand	3 Strand	4 Strand	5 Strand	6 Strand	7 Strand	8 Strand	9 Strand	10 Strand	11 Strand	12 Strand	
			9387-	9387-	9387-	9387-	9387-	9387-	9387-	9387-	9387-	9387-	9387-	
#/8V1000	100.00	3.90	2100	3100	4100	5100	6100	7100	8100	9100	10100	11100	12100	
#/8V1060	106.00	4.15	2106	3106	4106	5106	6106	7106	8106	9106	10106	11106	12106	
#/8V1120	112.00	4.42	2112	3112	4112	5112	6112	7112	8112	9112	10112	11112	12112	
#/8V1180	118.00	4.67	2118	3118	4118	5118	6118	7118	8118	9118	10118	11118	12118	
#/8V1250	125.00	5.00	2125	3125	4125	5125	6125	7125	8125	9125	10125	11125	12125	
#/8V1320	132.00	5.25	2132	3132	4132	5132	6132	7132	8132	9132	10132	11132	12132	
#/8V1400	140.00	5.58	2140	3140	4140	5140	6140	7140	8140	9140	10140	11140	12140	
#/8V1500	150.00	6.00	2150	3150	4150	5150	6150	7150	8150	9150	10150	11150	12150	
#/8V1600	160.00	6.33	2160	3160	4160	5160	6160	7160	8160	9160	10160	11160	12160	
#/8V1700	170.00	6.75	2170	3170	4170	5170	6170	7170	8170	9170	10170	11170	12170	

15 Not included in V-80 matching program.



# Super HC<sup>®</sup> PowerBand<sup>®</sup> Belts

Product No. Series 9387 (continued)

8V Section (continued)

HEAVY DUTY V-BELTS

Size (# = strands)	O.C. (in)	Wt. Per Strand (Lbs.)	Belt Width In Number of Strands											
			2 Strand	3 Strand	4 Strand	5 Strand	6 Strand	7 Strand	8 Strand	9 Strand	10 Strand	11 Strand	12 Strand	
			9387-	9387-	9387-	9387-	9387-	9387-	9387-	9387-	9387-	9387-	9387-	9387-
#/8V1800	180.00	7.25	2180	3180	4180	5180	6180	7180	8180	9180	10180	11180	12180	
#/8V1900	190.00	7.67	2190	3190	4190	5190	6190	7190	8190	9190	10190	11190	12190	
#/8V2000	200.00	8.00	2200	3200	4200	5200	6200	7200	8200	9200	10200	11200	12200	
#/8V2120	212.00	8.50	2212	3212	4212	5212	6212	7212	8212	9212	10212	11212	12212	
#/8V2240	224.00	9.00	2224	3224	4224	5224	6224	7224	8224	9224	10224	11224	12224	
#/8V2360	236.00	9.42	2236	3236	4236	5236	6236	7236	8236	9236	10236	11236	12236	
#/8V2500	250.00	10.00	2250	3250	4250	5250	6250	7250	8250	9250	10250	11250	12250	
#/8V2650	265.00	10.58	2265	3265	4265	5265	6265	7265	8265	9265	10265	11265	12265	
#/8V2800	280.00	11.33	2280	3280	4280	5280	6280	7280	8280	9280	10280	11280	12280	
#/8V3000	300.00	12.08	2300	3300	4300	5300	6300	7300	8300	9300	10300	11300	12300	
#/8V3150	315.00	12.75	2315	3315	4315	5315	6315	7315	8315	9315	10315	11315	12315	
#/8V3350	335.00	13.58	2335	3335	4335	5335	6335	7335	8335	9335	10335	11335	12335	
#/8V3550	355.00	14.33	2355	3355	4355	5355	6355	7355	8355	9355	10355	11355	12355	
#/8V3750	375.00	15.08	2375	3375	4375	5375	6375	7375	8375	9375	10375	11375	12375	
#/8V4000	400.00	16.08	2400	3400	4400	5400	6400	7400	8400	9400	10400	11400	12400	
#/8V4250	425.00	17.08	2425	3425	4425	5425	6425	7425	8425	9425	10425	11425	12425	
#/8V4500	450.00	18.08	2450	3450	4450	5450	6450	7450	8450	9450	10450	11450	12450	
#/8V4750	475.00	19.17	2475	3475	4475	5475	6475	7475	8475	9475	10475	11475	12475	
#/8V5000	500.00	20.17	2500	3500	4500	5500	6500	7500	8500	9500	10500	11500	12500	
#/8V5600	560.00	22.75	2560	3560	4560	5560	6560	7560	8560	9560	10560	11560	12560	
#/8V6000	600.00	24.42	2600	3600	4600	5600	6600	7600	8600	9600	10600	11600	12600	

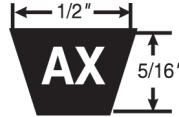


# Tri-Power® Belts

Recommended Sheaves  
Multi-Duty Sheaves

**Notes**

Tri-Power belts are available in AX, BX, and CX sizes.  
Tri-Power belts longer than 210 inches are a banded, cut notch construction.



## Product No. Series 9012

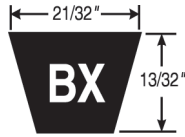
### AX Section

Part No.	Product No.	O.C. (in)	Weight (Lbs.)	Qty Per Ctn	Part No.	Product No.	O.C. (in)	Weight (Lbs.)	Qty Per Ctn
AX19	9012-2019	21.00	.100	10	AX64	9012-2064	66.00	.350	10
AX20	9012-2020	22.00	.110	10	AX65	9012-2065	67.00	.350	10
AX21	9012-2021	23.00	.150	10	AX66	9012-2066	68.00	.350	10
AX22	9012-2022	24.00	.150	10	AX67	9012-2067	69.00	.400	10
AX23	9012-2023	25.00	.150	10	AX68	9012-2068	70.00	.400	10
AX24	9012-2024	26.00	.150	10	AX69	9012-2069	71.00	.400	70
AX25	9012-2025	27.00	.150	10	AX70	9012-2070	72.00	.400	10
AX26	9012-2026	28.00	.150	10	AX71	9012-2071	73.00	.400	10
AX27	9012-2027	29.00	.150	10	AX72	9012-2072	74.00	.400	70
AX28	9012-2028	30.00	.150	10	AX73	9012-2073	75.00	.400	70
AX29	9012-2029	31.00	.150	10	AX74	9012-2074	76.00	.400	70
AX30	9012-2030	32.00	.200	10	AX75	9012-2075	77.00	.400	10
AX31	9012-2031	33.00	.200	10	AX76	9012-2076	78.00	.450	35
AX32	9012-2032	34.00	.200	10	AX77	9012-2077	79.00	.450	35
AX33	9012-2033	35.00	.200	10	AX78	9012-2078	80.00	.450	10
AX34	9012-2034	36.00	.200	10	AX79	9012-2079	81.00	.450	70
AX35	9012-2035	37.00	.200	10	AX80	9012-2080	82.00	.450	10
AX36	9012-2036	38.00	.200	10	AX81	9012-2081	83.00	.450	70
AX37	9012-2037	39.00	.200	10	AX82	9012-2082	84.00	.450	70
AX38	9012-2038	40.00	.200	10	AX83	9012-2083	85.00	.500	50
AX39	9012-2039	41.00	.200	10	AX84	9012-2084	86.00	.500	50
AX40	9012-2040	42.00	.200	10	AX85	9012-2085	87.00	.500	10
AX41	9012-2041	43.00	.250	10	AX86	9012-2086	88.00	.500	10
AX42	9012-2042	44.00	.250	10	AX87	9012-2087	89.00	.500	55
AX43	9012-2043	45.00	.250	10	AX88	9012-2088	90.00	.500	55
AX44	9012-2044	46.00	.250	10	AX89	9012-2089	91.00	.500	55
AX45	9012-2045	47.00	.250	10	AX90	9012-2090	92.00	.500	10
AX46	9012-2046	48.00	.250	10	AX91	9012-2091	93.00	.550	40
AX47	9012-2047	49.00	.300	10	AX92	9012-2092	94.00	.550	40
AX48	9012-2048	50.00	.300	10	AX93	9012-2093	95.00	.550	40
AX49	9012-2049	51.00	.300	10	AX94	9012-2094	96.00	.550	40
AX50	9012-2050	52.00	.300	10	AX95	9012-2095	97.00	.550	55
AX51	9012-2051	53.00	.300	10	AX96	9012-2096	98.00	.550	10
AX52	9012-2052	54.00	.300	10	AX97	9012-2097	99.00	.550	50
AX53	9012-2053	55.00	.300	10	AX98	9012-2098	100.00	.550	50
AX54	9012-2054	56.00	.300	10	AX100	9012-2100	102.00	.550	50
AX55	9012-2055	57.00	.300	10	AX103	9012-2103	105.00	.580	50
AX56	9012-2056	58.00	.300	10	AX105	9012-2105	107.00	.600	10
AX57	9012-2057	59.00	.300	70	AX110	9012-2110	112.00	.630	30
AX58	9012-2058	60.00	.300	10	AX112	9012-2112	114.00	.640	45
AX59	9012-2059	61.00	.300	10	AX120	9012-2120	122.00	.680	10
AX60	9012-2060	62.00	.350	10	AX128	9012-2128	130.00	.720	35
AX61	9012-2061	63.00	.350	10	AX144	9012-2144	146.00	.820	20
AX62	9012-2062	64.00	.350	10	AX173	9012-2173	175.00	.980	5
AX63	9012-2063	65.00	.350	10					

HEAVY DUTY V-BELTS



# Tri-Power® Belts



**Product No. Series 9013**

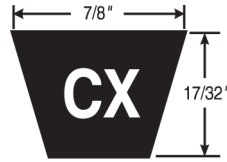
**BX Section**

HEAVY DUTY V-BELTS

Part No.	Product No.	O.C. (in)	Weight (Lbs.)	Qty Per Ctn	Part No.	Product No.	O.C. (in)	Weight (Lbs.)	Qty Per Ctn
BX24	9013-2024	27.00	.250	30	BX78	9013-2078	81.00	.750	10
BX25	9013-2025	28.00	.250	30	BX79	9013-2079	82.00	.750	10
BX26	9013-2026	29.00	.250	30	BX80	9013-2080	83.00	.750	10
BX27	9013-2027	30.00	.250	30	BX81	9013-2081	84.00	.750	10
BX28	9013-2028	31.00	.300	30	BX82	9013-2082	85.00	.750	10
BX29	9013-2029	32.00	.300	30	BX83	9013-2083	86.00	.800	10
BX30	9013-2030	33.00	.300	30	BX84	9013-2084	87.00	.800	10
BX31	9013-2031	34.00	.300	58	BX85	9013-2085	88.00	.800	10
BX32	9013-2032	35.00	.300	58	BX86	9013-2086	89.00	.800	10
BX33	9013-2033	36.00	.300	58	BX87	9013-2087	90.00	.800	10
BX34	9013-2034	37.00	.300	10	BX88	9013-2088	91.00	.800	10
BX35	9013-2035	38.00	.350	10	BX89	9013-2089	92.00	.800	10
BX36	9013-2036	39.00	.350	10	BX90	9013-2090	93.00	.850	10
BX37	9013-2037	40.00	.350	58	BX91	9013-2091	94.00	.850	10
BX38	9013-2038	41.00	.350	10	BX92	9013-2092	95.00	.850	10
BX39	9013-2039	42.00	.350	58	BX93	9013-2093	96.00	.850	10
BX40	9013-2040	43.00	.350	10	BX94	9013-2094	97.00	.850	10
BX41	9013-2041	44.00	.350	58	BX95	9013-2095	98.00	.900	10
BX42	9013-2042	45.00	.400	10	BX96	9013-2096	99.00	.900	10
BX43	9013-2043	46.00	.400	10	BX97	9013-2097	100.00	.900	10
BX44	9013-2044	47.00	.400	10	BX98	9013-2098	101.00	.900	30
BX45	9013-2045	48.00	.450	10	BX99	9013-2099	102.00	.900	10
BX46	9013-2046	49.00	.450	10	BX100	9013-2100	103.00	.950	10
BX47	9013-2047	50.00	.450	10	BX103	9013-2103	106.00	.950	10
BX48	9013-2048	51.00	.450	10	BX105	9013-2105	108.00	.950	10
BX49	9013-2049	52.00	.450	10	BX106	9013-2106	109.00	.950	30
BX50	9013-2050	53.00	.500	10	BX108	9013-2108	111.00	.950	10
BX51	9013-2051	54.00	.500	10	BX110	9013-2110	113.00	1.000	30
BX52	9013-2052	55.00	.500	10	BX112	9013-2112	115.00	1.000	10
BX53	9013-2053	56.00	.500	10	BX113	9013-2113	116.00	1.050	30
BX54	9013-2054	57.00	.500	10	BX115	9013-2115	118.00	1.050	10
BX55	9013-2055	58.00	.500	10	BX116	9013-2116	119.00	1.050	10
BX56	9013-2056	59.00	.550	10	BX120	9013-2120	123.00	1.100	10
BX57	9013-2057	60.00	.550	10	BX123	9013-2123	126.00	1.000	10
BX58	9013-2058	61.00	.550	10	BX124	9013-2124	127.00	1.100	10
BX59	9013-2059	62.00	.550	10	BX128	9013-2128	131.00	1.150	10
BX60	9013-2060	63.00	.550	10	BX133	9013-2133	136.00	1.200	10
BX61	9013-2061	64.00	.600	10	BX136	9013-2136	139.00	1.200	10
BX62	9013-2062	65.00	.600	10	BX140	9013-2140	143.00	1.250	10
BX63	9013-2063	66.00	.600	10	BX144	9013-2144	147.00	1.300	10
BX64	9013-2064	67.00	.600	10	BX148	9013-2148	151.00	1.190	10
BX65	9013-2065	68.00	.600	10	BX150	9013-2150	153.00	1.350	10
BX66	9013-2066	69.00	.600	10	BX158	9013-2158	161.00	1.430	10
BX67	9013-2067	70.00	.600	10	BX162	9013-2162	165.00	1.450	10
BX68	9013-2068	71.00	.650	10	BX173	9013-2173	176.00	1.550	10
BX69	9013-2069	72.00	.650	10	BX180	9013-2180	183.00	1.650	15
BX70	9013-2070	73.00	.650	10	BX195	9013-2195	198.00	1.800	15
BX71	9013-2071	74.00	.650	10	BX205	9013-2205	208.00	2.100	10
BX72	9013-2072	75.00	.700	10	BX210	9013-2210	213.00	2.200	15
BX73	9013-2073	76.00	.700	10	BX225	9013-2225	227.00	2.400	10
BX74	9013-2074	77.00	.700	10	BX255	9013-2255	257.00	2.950	10
BX75	9013-2075	78.00	.700	10	BX270	9013-2270	272.00	3.200	5
BX76	9013-2076	79.00	.700	10	BX300	9013-2300	302.00	3.800	5
BX77	9013-2077	80.00	.750	10					



# Tri-Power® Belts



## Product No. Series 9014

### CX Section

Part No.	Product No.	O.C. (in)	Weight (Lbs.)	Qty Per Ctn	Part No.	Product No.	O.C. (in)	Weight (Lbs.)	Qty Per Ctn
CX51	9014-2051	55.00	1.000	30	CX133	9014-2133	137.00	2.200	10
CX60	9014-2060	64.00	1.070	25	CX136	9014-2136	140.00	2.310	10
CX68	9014-2068	72.00	1.250	10	CX144	9014-2144	148.00	2.500	10
CX75	9014-2075	79.00	1.350	10	CX150	9014-2150	154.00	2.600	10
CX78	9014-2078	82.00	1.390	30	CX158	9014-2158	162.00	2.800	10
CX81	9014-2081	85.00	1.410	10	CX162	9014-2162	166.00	2.900	10
CX83	9014-2083	87.00	1.430	30	CX173	9014-2173	177.00	3.200	10
CX85	9014-2085	89.00	1.450	10	CX180	9014-2180	184.00	3.300	10
CX90	9014-2090	94.00	1.550	10	CX187	9014-2187	191.00	3.500	5
CX96	9014-2096	100.00	1.600	10	CX190	9014-2190	194.00	3.550	5
CX100	9014-2100	104.00	1.700	15	CX195	9014-2195	199.00	3.700	10
CX101	9014-2101	105.00	1.750	15	CX210	9014-2210	214.00	4.000	5
CX105	9014-2105	109.00	1.800	10	CX225	9014-2225	227.00	4.500	5
CX106	9014-2106	110.00	1.800	15	CX240	9014-2240	242.00	4.900	5
CX109	9014-2109	113.00	1.850	10	CX255	9014-2255	257.00	5.300	5
CX112	9014-2112	116.00	1.920	10	CX270	9014-2270	272.00	5.800	5
CX115	9014-2115	119.00	1.950	10	CX300	9014-2300	302.00	6.750	4
CX120	9014-2120	124.00	2.000	10	CX330	9014-2330	332.00	7.900	4
CX123	9014-2123	127.00	2.100	10	CX360	9014-2360	362.00	9.000	3
CX128	9014-2128	132.00	2.150	10					

HEAVY DUTY V-BELTS



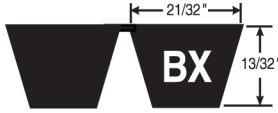
# Tri-Power® PowerBand® Belts

Recommended Sheaves  
Multi-Duty Sheaves (B, C)

**Notes**

For example, 90983063 represents a "BX" section PowerBand (9098) with 3 strands (3) that is 63.0 inches (063) long.

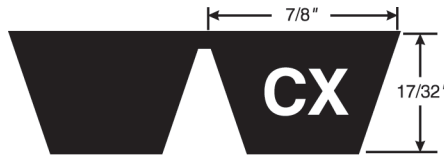
**Product No. Series 9098**



**BX Section**

HEAVY DUTY V-BELTS

Size (# = strands)	O.C. (in)	Wt. Per Strand (Lbs.)	Belt Width In Number of Strands											
			2 Strand	3 Strand	4 Strand	5 Strand	6 Strand	7 Strand	8 Strand	9 Strand	10 Strand	11 Strand	12 Strand	
			9098-	9098-	9098-	9098-	9098-	9098-	9098-	9098-	9098-	9098-	9098-	9098-
#/BX42	45.60	.63	2042	3042	4042	5042	6042	7042	8042	9042	10042	11042	12042	
#/BX46	49.60	.71	2046	3046	4046	5046	6046	7046	8046	9046	10046	11046	12046	
#/BX51	54.60	.79	2051	3051	4051	5051	6051	7051	8051	9051	10051	11051	12051	
#/BX53	56.60	.82	2053	3053	4053	5053	6053	7053	8053	9053	10053	11053	12053	
#/BX55	58.60	.85	2055	3055	4055	5055	6055	7055	8055	9055	10055	11055	12055	
#/BX56	59.60	.86	2056	3056	4056	5056	6056	7056	8056	9056	10056	11056	12056	
#/BX58	61.60	.89	2058	3058	4058	5058	6058	7058	8058	9058	10058	11058	12058	
#/BX60	63.60	.92	2060	3060	4060	5060	6060	7060	8060	9060	10060	11060	12060	
#/BX62	65.60	.95	2062	3062	4062	5062	6062	7062	8062	9062	10062	11062	12062	
#/BX63	66.60	.97	2063	3063	4063	5063	6063	7063	8063	9063	10063	11063	12063	
#/BX64	67.60	.99	2064	3064	4064	5064	6064	7064	8064	9064	10064	11064	12064	
#/BX65	68.60	1.00	2065	3065	4065	5065	6065	7065	8065	9065	10065	11065	12065	
#/BX66	69.60	1.01	2066	3066	4066	5066	6066	7066	8066	9066	10066	11066	12066	
#/BX67	70.60	1.03	2067	3067	4067	5067	6067	7067	8067	9067	10067	11067	12067	
#/BX68	71.60	1.05	2068	3068	4068	5068	6068	7068	8068	9068	10068	11068	12068	
#/BX70	73.60	1.08	2070	3070	4070	5070	6070	7070	8070	9070	10070	11070	12070	
#/BX71	74.60	1.09	2071	3071	4071	5071	6071	7071	8071	9071	10071	11071	12071	
#/BX74	77.60	1.14	2074	3074	4074	5074	6074	7074	8074	9074	10074	11074	12074	
#/BX75	78.60	1.16	2075	3075	4075	5075	6075	7075	8075	9075	10075	11075	12075	
#/BX77	80.60	1.19	2077	3077	4077	5077	6077	7077	8077	9077	10077	11077	12077	
#/BX79	82.60	1.22	2079	3079	4079	5079	6079	7079	8079	9079	10079	11079	12079	
#/BX81	84.60	1.25	2081	3081	4081	5081	6081	7081	8081	9081	10081	11081	12081	
#/BX83	86.60	1.28	2083	3083	4083	5083	6083	7083	8083	9083	10083	11083	12083	
#/BX84	87.60	1.29	2084	3084	4084	5084	6084	7084	8084	9084	10084	11084	12084	
#/BX85	88.60	1.31	2085	3085	4085	5085	6085	7085	8085	9085	10085	11085	12085	
#/BX87	90.60	1.34	2087	3087	4087	5087	6087	7087	8087	9087	10087	11087	12087	
#/BX90	93.60	1.39	2090	3090	4090	5090	6090	7090	8090	9090	10090	11090	12090	
#/BX93	96.60	1.43	2093	3093	4093	5093	6093	7093	8093	9093	10093	11093	12093	
#/BX96	99.60	1.48	2096	3096	4096	5096	6096	7096	8096	9096	10096	11096	12096	
#/BX97	100.60	1.49	2097	3097	4097	5097	6097	7097	8097	9097	10097	11097	12097	
#/BX100	103.60	1.54	2100	3100	4100	5100	6100	7100	8100	9100	10100	11100	12100	
#/BX103	106.60	1.59	2103	3103	4103	5103	6103	7103	8103	9103	10103	11103	12103	
#/BX105	108.60	1.62	2105	3105	4105	5105	6105	7105	8105	9105	10105	11105	12105	
#/BX112	115.60	1.72	2112	3112	4112	5112	6112	7112	8112	9112	10112	11112	12112	
#/BX128	131.60	1.97	2128	3128	4128	5128	6128	7128	8128	9128	10128	11128	12128	
#/BX131	134.60	2.02	2131	3131	4131	5131	6131	7131	8131	9131	10131	11131	12131	
#/BX136	139.60	2.09	2136	3136	4136	5136	6136	7136	8136	9136	10136	11136	12136	
#/BX140	143.60	2.16	2140	3140	4140	5140	6140	7140	8140	9140	10140	11140	12140	
#/BX144	147.60	2.22	2144	3144	4144	5144	6144	7144	8144	9144	10144	11144	12144	
#/BX158	161.60	2.43	2158	3158	4158	5158	6158	7158	8158	9158	10158	11158	12158	



**Product No. Series 9099**

**CX Section**



Size (# = strands)	O.C. (in)	Wt. Per Strand (Lbs.)	Belt Width In Number of Strands											
			2 Strand	3 Strand	4 Strand	5 Strand	6 Strand	7 Strand	8 Strand	9 Strand	10 Strand	11 Strand	12 Strand	
			9099-	9099-	9099-	9099-	9099-	9099-	9099-	9099-	9099-	9099-	9099-	9099-
#/CX75	78.60	1.16	2075	3075	4075	5075	6075	7075	8075	9075	10075	11075	12075	



# Tri-Power® PowerBand® Belts

Product No. Series 9099 (continued)

CX Section (continued)

Size (# = strands)	O.C. (in)	Wt. Per Strand (Lbs.)	Belt Width In Number of Strands										
			2 Strand	3 Strand	4 Strand	5 Strand	6 Strand	7 Strand	8 Strand	9 Strand	10 Strand	11 Strand	12 Strand
			9099-	9099-	9099-	9099-	9099-	9099-	9099-	9099-	9099-	9099-	9099-
#CX81	84.60	1.25	2081	3081	4081	5081	6081	7081	8081	9081	10081	11081	12081
#CX85	88.60	1.30	2085	3085	4085	5085	6085	7085	8085	9085	10085	11085	12085
#CX90	93.60	1.31	2090	3090	4090	5090	6090	7090	8090	9090	10090	11090	12090
#CX96	99.60	1.48	2096	3096	4096	5096	6096	7096	8096	9096	10096	11096	12096
#CX100	103.60	1.54	2100	3100	4100	5100	6100	7100	8100	9100	10100	11100	12100
#CX105	108.60	1.62	2105	3105	4105	5105	6105	7105	8105	9105	10105	11105	12105
#CX112	115.60	1.72	2112	3112	4112	5112	6112	7112	8112	9112	10112	11112	12112
#CX120	123.60	1.85	2120	3120	4120	5120	6120	7120	8120	9120	10120	11120	12120
#CX136	139.60	2.09	2136	3136	4136	5136	6136	7136	8136	9136	10136	11136	12136
#CX144	147.60	2.22	2144	3144	4144	5144	6144	7144	8144	9144	10144	11144	12144
#CX162	165.60	2.49	2162	3162	4162	5162	6162	7162	8162	9162	10162	11162	12162
#CX173	176.60	2.66	2173	3173	4173	5173	6173	7173	8173	9173	10173	11173	12173

HEAVY DUTY V-BELTS

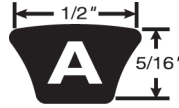


# Hi-Power® II Belts

Recommended Sheaves  
Multi-Duty Sheaves

**Notes**  
Gates Hi-Power belts are available in A, B, C, D and E cross sections.

## Product No. Series 9002



### A Section

HEAVY DUTY V-BELTS

Part No.	Product No.	O.C. (in)	Weight (Lbs.)	Qty Per Ctn	Part No.	Product No.	O.C. (in)	Weight (Lbs.)	Qty Per Ctn
A18	9002-2018	20.00	.120	1	A72	9002-2072	74.00	.480	10
A19	9002-2019	21.00	.130	1	A73	9002-2073	75.00	.500	10
A20	9002-2020	22.00	.120	250	A74	9002-2074	76.00	.510	10
A21	9002-2021	23.00	.130	250	A75	9002-2075	77.00	.510	10
A22	9002-2022	24.00	.130	250	A76	9002-2076	78.00	.520	10
A23	9002-2023	25.00	.140	185	A77	9002-2077	79.00	.530	10
A24	9002-2024	26.00	.150	10	A78	9002-2078	80.00	.540	10
A25	9002-2025	27.00	.170	10	A79	9002-2079	81.00	.540	10
A26	9002-2026	28.00	.170	10	A80	9002-2080	82.00	.540	10
A27	9002-2027	29.00	.170	10	A81	9002-2081	83.00	.550	10
A28	9002-2028	30.00	.180	10	A82	9002-2082	84.00	.560	10
A29	9002-2029	31.00	.190	10	A83	9002-2083	85.00	.560	10
A29.8	9002-2298	31.80	.200	10	A84	9002-2084	86.00	.580	10
A30	9002-2030	32.00	.200	10	A85	9002-2085	87.00	.580	10
A31	9002-2031	33.00	.210	10	A86	9002-2086	88.00	.590	10
A32	9002-2032	34.00	.220	10	A87	9002-2087	89.00	.590	10
A33	9002-2033	35.00	.220	10	A88	9002-2088	90.00	.600	10
A34	9002-2034	36.00	.230	10	A89	9002-2089	91.00	.610	10
A35	9002-2035	37.00	.230	10	A90	9002-2090	92.00	.610	10
A36	9002-2036	38.00	.240	10	A91	9002-2091	93.00	.620	10
A37	9002-2037	39.00	.250	10	A92	9002-2092	94.00	.620	10
A38	9002-2038	40.00	.260	10	A93	9002-2093	95.00	.630	10
A39	9002-2039	41.00	.260	10	A94	9002-2094	96.00	.640	10
A40	9002-2040	42.00	.270	10	A95	9002-2095	97.00	.650	10
A41	9002-2041	43.00	.270	10	A96	9002-2096	98.00	.660	10
A42	9002-2042	44.00	.270	10	A97	9002-2097	99.00	.660	10
A43	9002-2043	45.00	.290	10	A98	9002-2098	100.00	.670	10
A44	9002-2044	46.00	.290	10	A99	9002-2099	101.00	.670	10
A45	9002-2045	47.00	.300	10	A100	9002-2100	102.00	.670	10
A46	9002-2046	48.00	.300	10	A101	9002-2101	103.00	.680	10
A47	9002-2047	49.00	.310	10	A102	9002-2102	104.00	.680	10
A48	9002-2048	50.00	.310	10	A103	9002-2103	105.00	.700	10
A49	9002-2049	51.00	.320	10	A104	9002-2104	106.00	.720	10
A50	9002-2050	52.00	.330	10	A105	9002-2105	107.00	.720	10
A51	9002-2051	53.00	.330	10	A106	9002-2106	108.00	.730	10
A52	9002-2052	54.00	.340	10	A107	9002-2107	109.00	.740	10
A53	9002-2053	55.00	.350	10	A108	9002-2108	110.00	.740	10
A54	9002-2054	56.00	.360	10	A110	9002-2110	112.00	.760	10
A55	9002-2055	57.00	.370	10	A112	9002-2112	114.00	.770	10
A56	9002-2056	58.00	.380	10	A113	9002-2113	115.00	.780	10
A57	9002-2057	59.00	.380	10	A114	9002-2114	116.00	.790	10
A58	9002-2058	60.00	.390	10	A115	9002-2115	117.00	.800	10
A59	9002-2059	61.00	.400	10	A116	9002-2116	118.00	.800	10
A60	9002-2060	62.00	.400	10	A117	9002-2117	119.00	.810	10
A61	9002-2061	63.00	.410	10	A118	9002-2118	120.00	.820	10
A62	9002-2062	64.00	.410	10	A120	9002-2120	122.00	.820	10
A63	9002-2063	65.00	.420	10	A124	9002-2124	126.00	.860	10
A64	9002-2064	66.00	.430	10	A125	9002-2125	127.00	.860	10
A65	9002-2065	67.00	.440	10	A127	9002-2127	129.00	.890	10
A66	9002-2066	68.00	.450	10	A128	9002-2128	130.00	.880	10
A67	9002-2067	69.00	.450	10	A130	9002-2130	132.00	.890	10
A68	9002-2068	70.00	.460	10	A132	9002-2132	134.00	.910	10
A69	9002-2069	71.00	.470	10	A133	9002-2133	135.00	.930	10
A70	9002-2070	72.00	.470	10	A134	9002-2134	136.00	.930	10
A71	9002-2071	73.00	.480	10	A136	9002-2136	138.00	.940	10



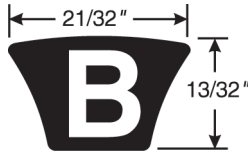
# Hi-Power® II Belts

## Product No. Series 9002 (continued)

### A Section (continued)

Part No.	Product No.	O.C. (in)	Weight (Lbs.)	Qty Per Ctn
A137	9002-2137	139.00	.940	10
A140	9002-2140	142.00	.960	10
A144	9002-2144	146.00	1.000	10
A148	9002-2148	150.00	1.010	10
A152	9002-2152	154.00	1.040	10
A156	9002-2156	158.00	1.080	10
A157	9002-2157	159.00	1.080	10
A158	9002-2158	160.00	1.090	10

Part No.	Product No.	O.C. (in)	Weight (Lbs.)	Qty Per Ctn
A162	9002-2162	164.00	1.110	10
A167	9002-2167	169.00	1.140	10
A173	9002-2173	175.00	1.200	10
A180	9002-2180	182.00	1.240	10
A187	9002-2187	189.00	1.290	10
A197	9002-2197	199.00	1.360	10
A200	9002-2200	202.00	1.380	10



## Product No. Series 9003

### B Section



HEAVY DUTY V-BELTS

Part No.	Product No.	O.C. (in)	Weight (Lbs.)	Qty Per Ctn
B23	9003-2023	26.00	.220	1
B24	9003-2024	27.00	.280	100
B25	9003-2025	28.00	.300	100
B26	9003-2026	29.00	.310	100
B27	9003-2027	30.00	.320	100
B28	9003-2028	31.00	.330	10
B29	9003-2029	32.00	.340	10
B30	9003-2030	33.00	.350	10
B31	9003-2031	34.00	.360	10
B32	9003-2032	35.00	.370	10
B33	9003-2033	36.00	.380	10
B34	9003-2034	37.00	.390	10
B35	9003-2035	38.00	.400	10
B36	9003-2036	39.00	.410	10
B37	9003-2037	40.00	.420	10
B38	9003-2038	41.00	.440	10
B39	9003-2039	42.00	.460	10
B40	9003-2040	43.00	.470	10
B41	9003-2041	44.00	.480	10
B42	9003-2042	45.00	.490	10
B43	9003-2043	46.00	.500	10
B44	9003-2044	47.00	.510	10
B45	9003-2045	48.00	.520	10
B46	9003-2046	49.00	.530	10
B47	9003-2047	50.00	.540	10
B48	9003-2048	51.00	.550	10
B49	9003-2049	52.00	.550	10
B50	9003-2050	53.00	.560	10
B51	9003-2051	54.00	.570	10
B52	9003-2052	55.00	.580	10
B53	9003-2053	56.00	.600	10
B54	9003-2054	57.00	.620	10
B55	9003-2055	58.00	.630	10
B56	9003-2056	59.00	.650	10
B57	9003-2057	60.00	.650	10
B58	9003-2058	61.00	.670	10
B59	9003-2059	62.00	.680	10
B60	9003-2060	63.00	.680	10
B61	9003-2061	64.00	.690	10
B62	9003-2062	65.00	.700	10
B63	9003-2063	66.00	.720	10
B64	9003-2064	67.00	.730	10

Part No.	Product No.	O.C. (in)	Weight (Lbs.)	Qty Per Ctn
B65	9003-2065	68.00	.740	10
B66	9003-2066	69.00	.760	10
B67	9003-2067	70.00	.770	10
B68	9003-2068	71.00	.780	10
B69	9003-2069	72.00	.790	10
B70	9003-2070	73.00	.800	10
B71	9003-2071	74.00	.810	10
B72	9003-2072	75.00	.820	10
B73	9003-2073	76.00	.820	10
B74	9003-2074	77.00	.830	10
B75	9003-2075	78.00	.850	10
B76	9003-2076	79.00	.850	10
B77	9003-2077	80.00	.870	10
B78	9003-2078	81.00	.890	10
B79	9003-2079	82.00	.890	10
B80	9003-2080	83.00	.900	10
B81	9003-2081	84.00	.910	10
B82	9003-2082	85.00	.920	10
B83	9003-2083	86.00	.920	10
B84	9003-2084	87.00	.930	10
B85	9003-2085	88.00	.950	10
B86	9003-2086	89.00	.960	10
B87	9003-2087	90.00	.970	10
B88	9003-2088	91.00	.980	10
B89	9003-2089	92.00	.990	10
B90	9003-2090	93.00	1.000	10
B91	9003-2091	94.00	1.020	10
B92	9003-2092	95.00	1.030	10
B93	9003-2093	96.00	1.040	10
B94	9003-2094	97.00	1.050	10
B95	9003-2095	98.00	1.060	10
B96	9003-2096	99.00	1.070	10
B97	9003-2097	100.00	1.080	10
B98	9003-2098	101.00	1.100	10
B99	9003-2099	102.00	1.110	10
B100	9003-2100	103.00	1.120	10
B101	9003-2101	104.00	1.130	10
B102	9003-2102	105.00	1.140	10
B103	9003-2103	106.00	1.150	10
B104	9003-2104	107.00	1.160	10
B105	9003-2105	108.00	1.170	10
B106	9003-2106	109.00	1.180	10



# Hi-Power® II Belts

## Product No. Series 9003 (continued)

### B Section (continued)

HEAVY DUTY V-BELTS

Part No.	Product No.	O.C. (in)	Weight (Lbs.)	Qty Per Ctn	Part No.	Product No.	O.C. (in)	Weight (Lbs.)	Qty Per Ctn
B107	9003-2107	110.00	1.190	10	B173	9003-2173	176.00	1.930	10
B108	9003-2108	111.00	1.200	10	B174	9003-2174	177.00	1.940	10
B109	9003-2109	112.00	1.220	10	B175	9003-2175	178.00	1.950	10
B110	9003-2110	113.00	1.230	10	B177	9003-2177	180.00	1.960	10
B111	9003-2111	114.00	1.230	10	B178	9003-2178	181.00	1.980	10
B112	9003-2112	115.00	1.240	10	B180	9003-2180	183.00	1.990	10
B113	9003-2113	116.00	1.260	10	B182	9003-2182	185.00	2.000	10
B114	9003-2114	117.00	1.270	10	B184	9003-2184	187.00	2.010	10
B115	9003-2115	118.00	1.280	10	B185	9003-2185	188.00	2.050	10
B116	9003-2116	119.00	1.290	10	B186	9003-2186	189.00	2.060	10
B117	9003-2117	120.00	1.290	10	B187	9003-2187	190.00	2.060	10
B118	9003-2118	121.00	1.300	10	B188	9003-2188	191.00	2.070	10
B119	9003-2119	122.00	1.310	10	B190	9003-2190	193.00	2.100	10
B120	9003-2120	123.00	1.320	10	B191	9003-2191	194.00	2.120	10
B122	9003-2122	125.00	1.350	10	B192	9003-2192	195.00	2.140	10
B123	9003-2123	126.00	1.360	10	B195	9003-2195	198.00	2.160	10
B124	9003-2124	127.00	1.380	10	B197	9003-2197	200.00	2.190	10
B125	9003-2125	128.00	1.390	10	B199	9003-2199	202.00	2.200	10
B126	9003-2126	129.00	1.400	10	B200	9003-2200	203.00	2.210	5
B127	9003-2127	130.00	1.410	10	B201	9003-2201	204.00	2.230	5
B128	9003-2128	131.00	1.430	10	B204	9003-2204	207.00	2.250	5
B130	9003-2130	133.00	1.440	10	B205	9003-2205	208.00	2.270	5
B131	9003-2131	134.00	1.450	10	B206	9003-2206	209.00	2.280	5
B132	9003-2132	135.00	1.480	10	B210	9003-2210	213.00	2.300	5
B133	9003-2133	136.00	1.490	10	B212	9003-2212	213.00	2.320	5
B134	9003-2134	137.00	1.490	10	B215	9003-2215	216.00	2.380	5
B135	9003-2135	138.00	1.500	10	B217	9003-2217	218.00	2.410	5
B136	9003-2136	139.00	1.520	10	B218	9003-2218	219.00	2.420	5
B137	9003-2137	140.00	1.530	10	B220	9003-2220	221.00	2.430	5
B138	9003-2138	141.00	1.530	10	B221	9003-2221	222.00	2.440	5
B139	9003-2139	142.00	1.540	10	B223	9003-2223	224.00	2.470	5
B140	9003-2140	143.00	1.550	10	B225	9003-2225	226.00	2.480	5
B141	9003-2141	144.00	1.560	10	B228	9003-2228	229.00	2.530	5
B142	9003-2142	145.00	1.570	10	B230	9003-2230	231.00	2.540	5
B143	9003-2143	146.00	1.580	10	B234	9003-2234	235.00	2.560	5
B144	9003-2144	147.00	1.610	10	B235	9003-2235	236.00	2.590	5
B145	9003-2145	148.00	1.620	10	B236	9003-2236	237.00	2.600	5
B146	9003-2146	149.00	1.630	10	B237	9003-2237	238.00	2.620	5
B147	9003-2147	150.00	1.630	10	B240	9003-2240	241.00	2.630	5
B148	9003-2148	151.00	1.640	10	B248	9003-2248	249.00	2.650	5
B149	9003-2149	152.00	1.650	10	B253	9003-2253	254.00	2.670	5
B150	9003-2150	153.00	1.660	10	B255	9003-2255	256.00	2.680	5
B151	9003-2151	154.00	1.680	10	B265	9003-2265	266.00	2.800	5
B152	9003-2152	155.00	1.690	10	B270	9003-2270	271.00	2.820	5
B153	9003-2153	156.00	1.700	10	B276	9003-2276	277.00	2.850	5
B154	9003-2154	157.00	1.700	10	B279	9003-2279	280.00	2.920	5
B156	9003-2156	159.00	1.730	10	B280	9003-2280	281.00	2.940	5
B157	9003-2157	160.00	1.730	10	B285	9003-2285	286.00	3.050	5
B158	9003-2158	161.00	1.760	10	B290	9003-2290	291.00	3.180	5
B160	9003-2160	163.00	1.770	10	B292	9003-2292	293.00	3.200	5
B161	9003-2161	164.00	1.780	10	B293	9003-2293	294.00	3.240	5
B162	9003-2162	165.00	1.790	10	B300	9003-2300	301.00	3.250	5
B164	9003-2164	167.00	1.830	10	B310	9003-2310	311.00	3.400	5
B165	9003-2165	168.00	1.840	10	B315	9003-2315	316.00	3.450	5
B166	9003-2166	169.00	1.840	10	B330	9003-2330	331.00	3.650	5
B167	9003-2167	170.00	1.850	10	B340	9003-2340	341.00	3.900	5
B168	9003-2168	171.00	1.850	10	B345	9003-2345	346.00	3.960	5
B169	9003-2169	172.00	1.860	10	B355	9003-2355	356.00	4.000	5
B170	9003-2170	173.00	1.880	10	B360	9003-2360	361.00	4.030	5
B172	9003-2172	175.00	1.890	10	B394	9003-2394	395.00	4.600	5

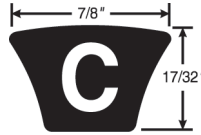


# Hi-Power® II Belts

## Product No. Series 9003 (continued)

### B Section (continued)

Part No.	Product No.	O.C. (in)	Weight (Lbs.)	Qty Per Ctn	Part No.	Product No.	O.C. (in)	Weight (Lbs.)	Qty Per Ctn
B433	9003-2433	434.00	5.050	5	B472	9003-2472	473.00	5.630	5



## Product No. Series 9004

### C Section



Part No.	Product No.	O.C. (in)	Weight (Lbs.)	Qty Per Ctn	Part No.	Product No.	O.C. (in)	Weight (Lbs.)	Qty Per Ctn
C44	9004-2044	48.00	.860	10	C94	9004-2094	98.00	1.840	10
C45	9004-2045	49.00	.870	10	C95	9004-2095	99.00	1.860	10
C46	9004-2046	50.00	.900	10	C96	9004-2096	100.00	1.880	10
C47	9004-2047	51.00	.970	10	C97	9004-2097	101.00	1.900	10
C48	9004-2048	52.00	.960	10	C98	9004-2098	102.00	1.920	10
C49	9004-2049	53.00	.980	10	C99	9004-2099	103.00	1.940	10
C50	9004-2050	54.00	.990	10	C100	9004-2100	104.00	1.960	10
C51	9004-2051	55.00	1.000	10	C101	9004-2101	105.00	1.990	10
C52	9004-2052	56.00	1.020	10	C102	9004-2102	106.00	2.020	10
C53	9004-2053	57.00	1.030	10	C103	9004-2103	107.00	2.040	10
C54	9004-2054	58.00	1.070	10	C104	9004-2104	108.00	2.060	10
C55	9004-2055	59.00	1.100	10	C105	9004-2105	109.00	2.080	10
C56	9004-2056	60.00	1.130	10	C106	9004-2106	110.00	2.100	10
C57	9004-2057	61.00	1.160	10	C107	9004-2107	111.00	2.120	10
C58	9004-2058	62.00	1.170	10	C108	9004-2108	112.00	2.140	10
C59	9004-2059	63.00	1.180	10	C109	9004-2109	113.00	2.160	10
C60	9004-2060	64.00	1.180	10	C110	9004-2110	114.00	2.170	10
C61	9004-2061	65.00	1.200	10	C111	9004-2111	115.00	2.190	10
C62	9004-2062	66.00	1.220	10	C112	9004-2112	116.00	2.210	10
C63	9004-2063	67.00	1.240	10	C113	9004-2113	117.00	2.230	10
C64	9004-2064	68.00	1.270	10	C114	9004-2114	118.00	2.250	10
C65	9004-2065	69.00	1.300	10	C115	9004-2115	119.00	2.270	10
C66	9004-2066	70.00	1.320	10	C116	9004-2116	120.00	2.300	10
C67	9004-2067	71.00	1.330	10	C117	9004-2117	121.00	2.300	10
C68	9004-2068	72.00	1.350	10	C118	9004-2118	122.00	2.300	10
C69	9004-2069	73.00	1.370	10	C119	9004-2119	123.00	2.360	10
C70	9004-2070	74.00	1.380	10	C120	9004-2120	124.00	2.380	10
C71	9004-2071	75.00	1.400	10	C121	9004-2121	125.00	2.400	10
C72	9004-2072	76.00	1.410	10	C122	9004-2122	126.00	2.420	10
C73	9004-2073	77.00	1.450	10	C123	9004-2123	127.00	2.440	10
C74	9004-2074	78.00	1.470	10	C124	9004-2124	128.00	2.450	10
C75	9004-2075	79.00	1.490	10	C125	9004-2125	129.00	2.480	10
C76	9004-2076	80.00	1.500	10	C126	9004-2126	130.00	2.500	10
C77	9004-2077	81.00	1.520	10	C127	9004-2127	131.00	2.500	10
C78	9004-2078	82.00	1.540	10	C128	9004-2128	132.00	2.520	10
C79	9004-2079	83.00	1.560	10	C130	9004-2130	134.00	2.550	10
C80	9004-2080	84.00	1.580	10	C131	9004-2131	135.00	2.570	10
C81	9004-2081	85.00	1.600	10	C132	9004-2132	136.00	2.590	10
C82	9004-2082	86.00	1.610	10	C133	9004-2133	137.00	2.610	10
C83	9004-2083	87.00	1.620	10	C134	9004-2134	138.00	2.630	10
C84	9004-2084	88.00	1.640	10	C135	9004-2135	139.00	2.650	10
C85	9004-2085	89.00	1.660	10	C136	9004-2136	140.00	2.670	10
C86	9004-2086	90.00	1.680	10	C137	9004-2137	141.00	2.690	10
C87	9004-2087	91.00	1.700	10	C138	9004-2138	142.00	2.710	10
C88	9004-2088	92.00	1.720	10	C139	9004-2139	143.00	2.730	10
C89	9004-2089	93.00	1.740	10	C140	9004-2140	144.00	2.750	10
C90	9004-2090	94.00	1.760	10	C141	9004-2141	145.00	2.770	10
C91	9004-2091	95.00	1.780	10	C142	9004-2142	146.00	2.790	10
C92	9004-2092	96.00	1.800	10	C143	9004-2143	147.00	2.810	10
C93	9004-2093	97.00	1.820	10	C144	9004-2144	148.00	2.830	10

HEAVY DUTY V-BELTS



# Hi-Power® II Belts

Product No. Series 9004 (continued)

C Section (continued)

Part No.	Product No.	O.C. (in)	Weight (Lbs.)	Qty Per Ctn	Part No.	Product No.	O.C. (in)	Weight (Lbs.)	Qty Per Ctn
C145	9004-2145	149.00	2.850	10	C204	9004-2204	208.00	3.970	5
C146	9004-2146	150.00	2.870	10	C205	9004-2205	209.00	3.990	5
C147	9004-2147	151.00	2.890	10	C206	9004-2206	210.00	4.010	5
C148	9004-2148	152.00	2.910	10	C207	9004-2207	211.00	4.100	5
C149	9004-2149	153.00	2.930	10	C208	9004-2208	212.00	4.120	5
C150	9004-2150	154.00	2.950	10	C210	9004-2210	214.00	4.150	5
C151	9004-2151	155.00	2.970	10	C214	9004-2214	216.00	4.250	5
C152	9004-2152	156.75	2.990	10	C215	9004-2215	217.00	4.270	5
C153	9004-2153	157.00	3.010	10	C218	9004-2218	220.00	4.320	5
C154	9004-2154	158.00	3.030	10	C220	9004-2220	222.00	4.340	5
C155	9004-2155	159.00	3.050	10	C221	9004-2221	223.00	4.350	5
C156	9004-2156	160.00	3.070	10	C225	9004-2225	227.00	4.400	5
C157	9004-2157	161.00	3.090	10	C228	9004-2228	230.00	4.500	5
C158	9004-2158	162.00	3.110	10	C229	9004-2229	231.00	4.530	5
C160	9004-2160	164.00	3.130	10	C230	9004-2230	232.00	4.530	5
C162	9004-2162	166.00	3.150	10	C235	9004-2235	237.00	4.630	5
C164	9004-2164	168.00	3.170	10	C238	9004-2238	240.00	4.700	5
C165	9004-2165	169.00	3.190	10	C240	9004-2240	242.00	4.650	5
C166	9004-2166	170.00	3.210	10	C245	9004-2245	247.00	4.720	5
C167	9004-2167	171.00	3.230	10	C246	9004-2246	248.00	4.740	5
C168	9004-2168	172.00	3.250	10	C248	9004-2248	250.00	4.790	5
C169	9004-2169	173.00	3.270	10	C250	9004-2250	252.00	5.000	5
C170	9004-2170	174.00	3.290	10	C255	9004-2255	257.00	5.100	5
C173	9004-2173	177.00	3.400	10	C264	9004-2264	266.00	5.520	5
C175	9004-2175	179.00	3.450	5	C265	9004-2265	267.00	5.410	5
C176	9004-2176	180.00	3.470	5	C270	9004-2270	272.00	5.600	5
C177	9004-2177	181.00	3.500	5	C275	9004-2275	277.00	5.700	5
C178	9004-2178	182.00	3.500	5	C276	9004-2276	278.00	5.710	5
C180	9004-2180	184.00	3.570	5	C280	9004-2280	282.00	5.750	5
C181	9004-2181	185.00	3.590	5	C285	9004-2285	287.00	5.800	5
C182	9004-2182	186.00	3.610	5	C290	9004-2290	292.00	6.000	5
C183	9004-2183	187.00	3.630	5	C295	9004-2295	297.00	6.100	5
C184	9004-2184	188.00	3.650	5	C297	9004-2297	299.00	6.220	5
C185	9004-2185	189.00	3.670	5	C300	9004-2300	302.00	6.260	5
C187	9004-2187	191.00	3.710	5	C303	9004-2303	305.00	6.280	5
C188	9004-2188	192.00	3.730	5	C314	9004-2314	316.00	6.550	4
C189	9004-2189	193.00	3.750	5	C315	9004-2315	317.00	6.720	5
C190	9004-2190	194.00	3.770	5	C320	9004-2320	322.00	6.800	4
C193	9004-2193	197.00	3.810	5	C330	9004-2330	332.00	7.100	4
C195	9004-2195	199.00	3.830	5	C345	9004-2345	347.00	7.400	4
C197	9004-2197	201.00	3.870	5	C360	9004-2360	362.00	7.800	4
C198	9004-2198	202.00	3.900	5	C390	9004-2390	392.00	8.600	3
C200	9004-2200	204.00	3.930	5	C420	9004-2420	422.00	9.400	1
C202	9004-2202	206.00	3.950	5	C450	9004-2450	452.00	10.200	1

HEAVY DUTY V-BELTS



Product No. Series 9005

D Section

Part No.	Product No.	O.C. (in)	Weight (Lbs.)	Qty Per Ctn	Part No.	Product No.	O.C. (in)	Weight (Lbs.)	Qty Per Ctn
D90	9005-2090	95.00	4.800	1	D107	9005-2107	112.00	5.340	1
D98	9005-2098	103.00	5.050	1	D108	9005-2108	113.00	5.410	1
D104	9005-2104	109.00	5.220	1	D110	9005-2110	115.00	5.490	1
D105	9005-2105	110.00	5.290	1	D112	9005-2112	117.00	5.620	1





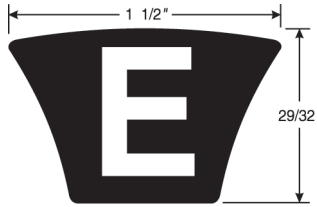
# Hi-Power® II Belts

## Product No. Series 9005 (continued)

### D Section (continued)

Part No.	Product No.	O.C. (in)	Weight (Lbs.)	Qty Per Ctn	Part No.	Product No.	O.C. (in)	Weight (Lbs.)	Qty Per Ctn
D120	9005-2120	125.00	5.860	1	D225	9005-2225	228.00	10.300	1
D124	9005-2124	129.00	6.000	1	D230	9005-2230	233.00	10.500	1
D128	9005-2128	133.00	6.140	1	D240	9005-2240	243.00	10.920	1
D132	9005-2132	137.00	6.290	1	D248	9005-2248	251.00	11.000	1
D135	9005-2135	140.00	6.360	1	D255	9005-2255	258.00	11.450	1
D136	9005-2136	141.00	6.430	1	D260	9005-2260	263.00	11.700	1
D140	9005-2140	145.00	6.470	1	D270	9005-2270	273.00	12.250	1
D144	9005-2144	149.00	6.500	1	D280	9005-2280	283.00	12.480	1
D148	9005-2148	153.00	6.750	1	D285	9005-2285	288.00	12.650	1
D152	9005-2152	157.00	7.020	1	D300	9005-2300	303.00	13.300	1
D154	9005-2154	159.00	7.110	1	D315	9005-2315	318.00	14.000	1
D158	9005-2158	163.00	7.130	1	D330	9005-2330	333.00	14.400	1
D160	9005-2160	165.00	7.150	1	D335	9005-2335	338.00	14.860	1
D162	9005-2162	167.00	7.180	1	D345	9005-2345	348.00	15.230	1
D164	9005-2164	169.00	7.210	1	D354	9005-2354	357.00	15.600	1
D165	9005-2165	170.00	7.250	1	D360	9005-2360	363.00	15.900	1
D166	9005-2166	171.00	7.300	1	D390	9005-2390	393.00	16.960	1
D167	9005-2167	172.00	7.360	1	D394	9005-2394	397.00	17.140	1
D170	9005-2170	175.00	7.420	1	D420	9005-2420	423.00	18.110	1
D171	9005-2171	176.00	7.460	1	D441	9005-2441	444.00	18.920	1
D173	9005-2173	178.00	7.500	1	D450	9005-2450	453.00	19.300	1
D180	9005-2180	185.00	7.900	1	D480	9005-2480	483.00	20.550	1
D195	9005-2195	200.00	8.900	1	D540	9005-2540	543.00	23.050	1
D205	9005-2205	210.00	9.370	1	D600	9005-2600	603.00	25.870	1
D210	9005-2210	215.00	9.500	1	D660	9005-2660	663.00	28.100	1
D220	9005-2220	223.00	10.150	1					

HEAVY DUTY V-BELTS



## Product No. Series 9006

### E Section



Part No.	Product No.	O.C. (in)	Weight (Lbs.)	Qty Per Ctn	Part No.	Product No.	O.C. (in)	Weight (Lbs.)	Qty Per Ctn
E144	9006-2144	149.00	9.500	1	E330	9006-2330	334.00	19.750	1
E158	9006-2158	165.00	10.480	1	E360	9006-2360	364.00	21.300	1
E180	9006-2180	187.00	11.660	1	E390	9006-2390	394.00	23.150	1
E195	9006-2195	202.00	12.550	1	E420	9006-2420	424.00	24.750	1
E210	9006-2210	217.00	13.350	1	E441	9006-2441	445.00	25.790	1
E240	9006-2240	244.00	15.050	1	E460	9006-2460	464.00	26.820	1
E250	9006-2250	254.00	15.840	1	E480	9006-2480	484.00	28.300	1
E270	9006-2270	274.00	16.800	1	E540	9006-2540	544.00	32.020	1
E300	9006-2300	304.00	18.500	1	E600	9006-2600	604.00	35.280	1
E310	9006-2310	314.00	19.000	1	E660	9006-2660	664.00	38.140	1



# Hi-Power® II PowerBand® V-Belts

**Recommended Sheaves**  
Multi-Duty Sheaves (B, C, D)

**Notes**

Belt part number is constructed by placing the (#) number of strands required followed by a slash (/) in front of the belt size. For example; 5/B66 represents a B66 with 5 joined strands.  
Belt product number is 8 or 9 digits constructed of product series prefix, number of strands, and belt length. For example, 90925066 represents an "A" section PowerBand (9092) with 5 strands (5) that is 66.0 inches (066) long.

Most 'A' Section sheaves are a combination 'A-B' groove. 'A' Section PowerBand Belts are not recommended for use in sheaves with 'A-B' combination grooves. 'A' Section PowerBand belts may be Made-To-Order and require minimum order quantities. Check with Customer Service for availability.

HEAVY DUTY V-BELTS

**Product No. Series 9092**



**A Section**

Size (# = strands)	O.C. (in)	Wt. Per Strand (Lbs.)	Belt Width In Number of Strands												13 to 20 Strand Maximum (## = strands)
			2 Strand	3 Strand	4 Strand	5 Strand	6 Strand	7 Strand	8 Strand	9 Strand	10 Strand	11 Strand	12 Strand		
			9092-	9092-	9092-	9092-	9092-	9092-	9092-	9092-	9092-	9092-	9092-	9092-	
<sup>15</sup> #/A42	44.00	.36	2042	3042	4042	5042	6042	7042	8042	9042	10042	11042	12042	##042	
<sup>15</sup> #/A43	45.00	.37	2043	3043	4043	5043	6043	7043	8043	9043	10043	11043	12043	##043	
<sup>15</sup> #/A44	46.00	.38	2044	3044	4044	5044	6044	7044	8044	9044	10044	11044	12044	##044	
<sup>15</sup> #/A46	48.00	.40	2046	3046	4046	5046	6046	7046	8046	9046	10046	11046	12046	##046	
<sup>15</sup> #/A47	49.00	.40	2047	3047	4047	5047	6047	7047	8047	9047	10047	11047	12047	##047	
<sup>15</sup> #/A48	50.00	.40	2048	3048	4048	5048	6048	7048	8048	9048	10048	11048	12048	##048	
<sup>15</sup> #/A49	51.00	.42	2049	3049	4049	5049	6049	7049	8049	9049	10049	11049	12049	##049	
<sup>15</sup> #/A51	53.00	.44	2051	3051	4051	5051	6051	7051	8051	9051	10051	11051	12051	##051	
<sup>15</sup> #/A53	55.00	.46	2053	3053	4053	5053	6053	7053	8053	9053	10053	11053	12053	##053	
<sup>15</sup> #/A54	56.00	.47	2054	3054	4054	5054	6054	7054	8054	9054	10054	11054	12054	##054	
<sup>15</sup> #/A55	57.00	.47	2055	3055	4055	5055	6055	7055	8055	9055	10055	11055	12055	##055	
<sup>15</sup> #/A56	58.00	.48	2056	3056	4056	5056	6056	7056	8056	9056	10056	11056	12056	##056	
<sup>15</sup> #/A57	59.00	.50	2057	3057	4057	5057	6057	7057	8057	9057	10057	11057	12057	##057	
<sup>15</sup> #/A58	60.00	.50	2058	3058	4058	5058	6058	7058	8058	9058	10058	11058	12058	##058	
<sup>15</sup> #/A60	62.00	.52	2060	3060	4060	5060	6060	7060	8060	9060	10060	11060	12060	##060	
#/A62	64.00	.54	2062	3062	4062	5062	6062	7062	8062	9062	10062	11062	12062	##062	
#/A64	66.00	.56	2064	3064	4064	5064	6064	7064	8064	9064	10064	11064	12064	##064	
#/A65	67.00	.56	2065	3065	4065	5065	6065	7065	8065	9065	10065	11065	12065	##065	
#/A66	68.00	.57	2066	3066	4066	5066	6066	7066	8066	9066	10066	11066	12066	##066	
#/A68	70.00	.58	2068	3068	4068	5068	6068	7068	8068	9068	10068	11068	12068	##068	
#/A70	72.00	.61	2070	3070	4070	5070	6070	7070	8070	9070	10070	11070	12070	##070	
#/A71	73.00	.61	2071	3071	4071	5071	6071	7071	8071	9071	10071	11071	12071	##071	
#/A74	76.00	.64	2074	3074	4074	5074	6074	7074	8074	9074	10074	11074	12074	##074	
#/A75	77.00	.66	2075	3075	4075	5075	6075	7075	8075	9075	10075	11075	12075	##075	
#/A77	79.00	.66	2077	3077	4077	5077	6077	7077	8077	9077	10077	11077	12077	##077	
#/A78	80.00	.67	2078	3078	4078	5078	6078	7078	8078	9078	10078	11078	12078	##078	
#/A80	82.00	.70	2080	3080	4080	5080	6080	7080	8080	9080	10080	11080	12080	##080	
#/A81	83.00	.70	2081	3081	4081	5081	6081	7081	8081	9081	10081	11081	12081	##081	
#/A83	85.00	.71	2083	3083	4083	5083	6083	7083	8083	9083	10083	11083	12083	##083	
#/A85	87.00	.74	2085	3085	4085	5085	6085	7085	8085	9085	10085	11085	12085	##085	
#/A90	92.00	.77	2090	3090	4090	5090	6090	7090	8090	9090	10090	11090	12090	##090	
#/A92	94.00	.80	2092	3092	4092	5092	6092	7092	8092	9092	10092	11092	12092	##092	
#/A96	98.00	.84	2096	3096	4096	5096	6096	7096	8096	9096	10096	11096	12096	##096	
#/A100	102.00	.86	2100	3100	4100	5100	6100	7100	8100	9100	10100	11100	12100	##100	
#/A105	107.00	.90	2105	3105	4105	5105	6105	7105	8105	9105	10105	11105	12105	##105	
#/A110	112.00	.96	2110	3110	4110	5110	6110	7110	8110	9110	10110	11110	12110	##110	
#/A112	114.00	.96	2112	3112	4112	5112	6112	7112	8112	9112	10112	11112	12112	##112	
#/A120	122.00	1.04	2120	3120	4120	5120	6120	7120	8120	9120	10120	11120	12120	##120	
#/A128	130.00	1.10	2128	3128	4128	5128	6128	7128	8128	9128	10128	11128	12128	##128	
#/A136	138.00	1.17	2136	3136	4136	5136	6136	7136	8136	9136	10136	11136	12136	##136	
#/A144	146.00	1.24	2144	3144	4144	5144	6144	7144	8144	9144	10144	11144	12144	##144	
#/A158	160.00	1.36	2158	3158	4158	5158	6158	7158	8158	9158	10158	11158	12158	##158	
#/A173	175.00	1.50	2173	3173	4173	5173	6173	7173	8173	9173	10173	11173	12173	##173	
#/A180	182.00	1.56	2180	3180	4180	5180	6180	7180	8180	9180	10180	11180	12180	##180	

<sup>15</sup> Not included in V-80 matching program.



Product No. Series 9093



B Section

Size (# = strands)	O.C. (in)	Wt. Per Strand (Lbs.)	Belt Width In Number of Strands												13 to 16 Strand Maximum (## = strands)
			2	3	4	5	6	7	8	9	10	11	12		
			9093-	9093-	9093-	9093-	9093-	9093-	9093-	9093-	9093-	9093-	9093-	9093-	
<sup>15</sup> #/B35	38.00	.53	2035	3035	4035	5035	6035	7035	8035	9035	10035	11035	12035	##035	
<sup>15</sup> #/B38	41.00	.57	2038	3038	4038	5038	6038	7038	8038	9038	10038	11038	12038	##038	
<sup>15</sup> #/B40	43.00	.60	2040	3040	4040	5040	6040	7040	8040	9040	10040	11040	12040	##040	
<sup>15</sup> #/B41	44.00	.62	2041	3041	4041	5041	6041	7041	8041	9041	10041	11041	12041	##041	
<sup>15</sup> #/B42	45.00	.63	2042	3042	4042	5042	6042	7042	8042	9042	10042	11042	12042	##042	
<sup>15</sup> #/B43	46.00	.64	2043	3043	4043	5043	6043	7043	8043	9043	10043	11043	12043	##043	
<sup>15</sup> #/B44	47.00	.66	2044	3044	4044	5044	6044	7044	8044	9044	10044	11044	12044	##044	
<sup>15</sup> #/B46	49.00	.67	2046	3046	4046	5046	6046	7046	8046	9046	10046	11046	12046	##046	
<sup>15</sup> #/B47	50.00	.70	2047	3047	4047	5047	6047	7047	8047	9047	10047	11047	12047	##047	
<sup>15</sup> #/B48	51.00	.71	2048	3048	4048	5048	6048	7048	8048	9048	10048	11048	12048	##048	
<sup>15</sup> #/B50	53.00	.74	2050	3050	4050	5050	6050	7050	8050	9050	10050	11050	12050	##050	
<sup>15</sup> #/B51	54.00	.76	2051	3051	4051	5051	6051	7051	8051	9051	10051	11051	12051	##051	
<sup>15</sup> #/B52	55.00	.77	2052	3052	4052	5052	6052	7052	8052	9052	10052	11052	12052	##052	
<sup>15</sup> #/B53	56.00	.78	2053	3053	4053	5053	6053	7053	8053	9053	10053	11053	12053	##053	
<sup>15</sup> #/B54	57.00	.80	2054	3054	4054	5054	6054	7054	8054	9054	10054	11054	12054	##054	
<sup>15</sup> #/B55	58.00	.81	2055	3055	4055	5055	6055	7055	8055	9055	10055	11055	12055	##055	
<sup>15</sup> #/B56	59.00	.83	2056	3056	4056	5056	6056	7056	8056	9056	10056	11056	12056	##056	
<sup>15</sup> #/B57	60.00	.84	2057	3057	4057	5057	6057	7057	8057	9057	10057	11057	12057	##057	
<sup>15</sup> #/B58	61.00	.85	2058	3058	4058	5058	6058	7058	8058	9058	10058	11058	12058	##058	
<sup>15</sup> #/B59	62.00	.87	2059	3059	4059	5059	6059	7059	8059	9059	10059	11059	12059	##059	
<sup>15</sup> #/B60	63.00	.88	2060	3060	4060	5060	6060	7060	8060	9060	10060	11060	12060	##060	
<sup>15</sup> #/B61	64.00	.90	2061	3061	4061	5061	6061	7061	8061	9061	10061	11061	12061	##061	
#/B62	65.00	.91	2062	3062	4062	5062	6062	7062	8062	9062	10062	11062	12062	##062	
#/B63	66.00	.92	2063	3063	4063	5063	6063	7063	8063	9063	10063	11063	12063	##063	
#/B64	67.00	.94	2064	3064	4064	5064	6064	7064	8064	9064	10064	11064	12064	##064	
#/B65	68.00	.95	2065	3065	4065	5065	6065	7065	8065	9065	10065	11065	12065	##065	
#/B66	69.00	.97	2066	3066	4066	5066	6066	7066	8066	9066	10066	11066	12066	##066	
#/B67	70.00	.98	2067	3067	4067	5067	6067	7067	8067	9067	10067	11067	12067	##067	
#/B68	71.00	.99	2068	3068	4068	5068	6068	7068	8068	9068	10068	11068	12068	##068	
#/B70	73.00	1.02	2070	3070	4070	5070	6070	7070	8070	9070	10070	11070	12070	##070	
#/B71	74.00	1.04	2071	3071	4071	5071	6071	7071	8071	9071	10071	11071	12071	##071	
#/B72	75.00	1.05	2072	3072	4072	5072	6072	7072	8072	9072	10072	11072	12072	##072	
#/B73	76.00	1.06	2073	3073	4073	5073	6073	7073	8073	9073	10073	11073	12073	##073	
#/B74	77.00	1.08	2074	3074	4074	5074	6074	7074	8074	9074	10074	11074	12074	##074	
#/B75	78.00	1.09	2075	3075	4075	5075	6075	7075	8075	9075	10075	11075	12075	##075	
#/B77	80.00	1.12	2077	3077	4077	5077	6077	7077	8077	9077	10077	11077	12077	##077	
#/B78	81.00	1.13	2078	3078	4078	5078	6078	7078	8078	9078	10078	11078	12078	##078	
#/B79	82.00	1.15	2079	3079	4079	5079	6079	7079	8079	9079	10079	11079	12079	##079	
#/B80	83.00	1.16	2080	3080	4080	5080	6080	7080	8080	9080	10080	11080	12080	##080	
#/B81	84.00	1.18	2081	3081	4081	5081	6081	7081	8081	9081	10081	11081	12081	##081	
#/B82	85.00	1.19	2082	3082	4082	5082	6082	7082	8082	9082	10082	11082	12082	##082	
#/B83	86.00	1.20	2083	3083	4083	5083	6083	7083	8083	9083	10083	11083	12083	##083	
#/B84	87.00	1.22	2084	3084	4084	5084	6084	7084	8084	9084	10084	11084	12084	##084	
#/B85	88.00	1.23	2085	3085	4085	5085	6085	7085	8085	9085	10085	11085	12085	##085	
#/B86	89.00	1.25	2086	3086	4086	5086	6086	7086	8086	9086	10086	11086	12086	##086	
#/B87	90.00	1.26	2087	3087	4087	5087	6087	7087	8087	9087	10087	11087	12087	##087	
#/B88	91.00	1.27	2088	3088	4088	5088	6088	7088	8088	9088	10088	11088	12088	##088	
#/B90	93.00	1.30	2090	3090	4090	5090	6090	7090	8090	9090	10090	11090	12090	##090	
#/B92	95.00	1.33	2092	3092	4092	5092	6092	7092	8092	9092	10092	11092	12092	##092	
#/B93	96.00	1.34	2093	3093	4093	5093	6093	7093	8093	9093	10093	11093	12093	##093	
#/B95	98.00	1.37	2095	3095	4095	5095	6095	7095	8095	9095	10095	11095	12095	##095	
#/B96	99.00	1.39	2096	3096	4096	5096	6096	7096	8096	9096	10096	11096	12096	##096	
#/B97	100.00	1.40	2097	3097	4097	5097	6097	7097	8097	9097	10097	11097	12097	##097	
#/B99	102.00	1.43	2099	3099	4099	5099	6099	7099	8099	9099	10099	11099	12099	##099	
#/B100	103.00	1.44	2100	3100	4100	5100	6100	7100	8100	9100	10100	11100	12100	##100	
#/B103	106.00	1.48	2103	3103	4103	5103	6103	7103	8103	9103	10103	11103	12103	##103	
#/B104	107.00	1.50	2104	3104	4104	5104	6104	7104	8104	9104	10104	11104	12104	##104	
#/B105	108.00	1.51	2105	3105	4105	5105	6105	7105	8105	9105	10105	11105	12105	##105	

HEAVY DUTY V-BELTS

15 Not included in V-80 matching program.



# Hi-Power® II PowerBand® V-Belts

Product No. Series 9093 (continued)

B Section (continued)

HEAVY DUTY V-BELTS

Size (# = strands)	O.C. (in)	Wt. Per Strand (Lbs.)	Belt Width In Number of Strands											
			2 Strand	3 Strand	4 Strand	5 Strand	6 Strand	7 Strand	8 Strand	9 Strand	10 Strand	11 Strand	12 Strand	13 to 16 Strand Maximum (## = strands)
			9093-	9093-	9093-	9093-	9093-	9093-	9093-	9093-	9093-	9093-	9093-	9093-
#/B108	111.00	1.55	2108	3108	4108	5108	6108	7108	8108	9108	10108	11108	12108	##108
#/B109	112.00	1.57	2109	3109	4109	5109	6109	7109	8109	9109	10109	11109	12109	##109
#/B110	113.00	1.58	2110	3110	4110	5110	6110	7110	8110	9110	10110	11110	12110	##110
#/B112	115.00	1.61	2112	3112	4112	5112	6112	7112	8112	9112	10112	11112	12112	##112
#/B113	116.00	1.62	2113	3113	4113	5113	6113	7113	8113	9113	10113	11113	12113	##113
#/B114	117.00	1.64	2114	3114	4114	5114	6114	7114	8114	9114	10114	11114	12114	##114
#/B115	118.00	1.65	2115	3115	4115	5115	6115	7115	8115	9115	10115	11115	12115	##115
#/B116	119.00	1.67	2116	3116	4116	5116	6116	7116	8116	9116	10116	11116	12116	##116
#/B118	121.00	1.69	2118	3118	4118	5118	6118	7118	8118	9118	10118	11118	12118	##118
#/B120	123.00	1.72	2120	3120	4120	5120	6120	7120	8120	9120	10120	11120	12120	##120
#/B124	127.00	1.78	2124	3124	4124	5124	6124	7124	8124	9124	10124	11124	12124	##124
#/B128	131.00	1.83	2128	3128	4128	5128	6128	7128	8128	9128	10128	11128	12128	##128
#/B130	133.00	1.86	2130	3130	4130	5130	6130	7130	8130	9130	10130	11130	12130	##130
#/B133	136.00	1.90	2133	3133	4133	5133	6133	7133	8133	9133	10133	11133	12133	##133
#/B136	139.00	1.95	2136	3136	4136	5136	6136	7136	8136	9136	10136	11136	12136	##136
#/B138	141.00	1.97	2138	3138	4138	5138	6138	7138	8138	9138	10138	11138	12138	##138
#/B139	142.00	1.99	2139	3139	4139	5139	6139	7139	8139	9139	10139	11139	12139	##139
#/B140	143.00	2.40	2140	3140	4140	5140	6140	7140	8140	9140	10140	11140	12140	##140
#/B141	144.00	2.02	2141	3141	4141	5141	6141	7141	8141	9141	10141	11141	12141	##141
#/B144	147.00	2.06	2144	3144	4144	5144	6144	7144	8144	9144	10144	11144	12144	##144
#/B148	151.00	2.11	2148	3148	4148	5148	6148	7148	8148	9148	10148	11148	12148	##148
#/B150	153.00	2.14	2150	3150	4150	5150	6150	7150	8150	9150	10150	11150	12150	##150
#/B154	157.00	2.20	2154	3154	4154	5154	6154	7154	8154	9154	10154	11154	12154	##154
#/B158	161.00	2.25	2158	3158	4158	5158	6158	7158	8158	9158	10158	11158	12158	##158
#/B160	163.00	2.28	2160	3160	4160	5160	6160	7160	8160	9160	10160	11160	12160	##160
#/B162	165.00	2.31	2162	3162	4162	5162	6162	7162	8162	9162	10162	11162	12162	##162
#/B168	171.00	2.39	2168	3168	4168	5168	6168	7168	8168	9168	10168	11168	12168	##168
#/B173	176.00	2.46	2173	3173	4173	5173	6173	7173	8173	9173	10173	11173	12173	##173
#/B180	183.00	2.56	2180	3180	4180	5180	6180	7180	8180	9180	10180	11180	12180	##180
#/B185	188.00	2.63	2185	3185	4185	5185	6185	7185	8185	9185	10185	11185	12185	##185
#/B190	193.00	2.70	2190	3190	4190	5190	6190	7190	8190	9190	10190	11190	12190	##190
#/B195	198.00	2.77	2195	3195	4195	5195	6195	7195	8195	9195	10195	11195	12195	##195
#/B210	213.00	2.98	2210	3210	4210	5210	6210	7210	8210	9210	10210	11210	12210	##210
#/B218	219.00	3.07	2218	3218	4218	5218	6218	7218	8218	9218	10218	11218	12218	##218
#/B225	226.00	3.16	2225	3225	4225	5225	6225	7225	8225	9225	10225	11225	12225	##225
#/B240	241.00	3.37	2240	3240	4240	5240	6240	7240	8240	9240	10240	11240	12240	##240
#/B255	256.00	3.58	2255	3255	4255	5255	6255	7255	8255	9255	10255	11255	12255	##255
#/B270	271.00	3.79	2270	3270	4270	5270	6270	7270	8270	9270	10270	11270	12270	##270
#/B300	301.00	4.21	2300	3300	4300	5300	6300	7300	8300	9300	10300	11300	12300	##300
#/B315	316.00	4.42	2315	3315	4315	5315	6315	7315	8315	9315	10315	11315	12315	##315



Product No. Series 9094

C Section



Size (# = strands)	O.C. (in)	Wt. Per Strand (Lbs.)	Belt Width In Number of Strands											
			2 Strand	3 Strand	4 Strand	5 Strand	6 Strand	7 Strand	8 Strand	9 Strand	10 Strand	11 Strand	12 Strand	
			9094-	9094-	9094-	9094-	9094-	9094-	9094-	9094-	9094-	9094-	9094-	
#/C60	64.00	1.60	2060	3060	4060	5060	6060	7060	8060	9060	10060	11060	12060	
<sup>15</sup> #/C68	72.00	1.80	2068	3068	4068	5068	6068	7068	8068	9068	10068	11068	12068	
#/C72	76.00	1.90	2072	3072	4072	5072	6072	7072	8072	9072	10072	11072	12072	
#/C75	79.00	1.98	2075	3075	4075	5075	6075	7075	8075	9075	10075	11075	12075	
#/C78	82.00	2.05	2078	3078	4078	5078	6078	7078	8078	9078	10078	11078	12078	
#/C80	84.00	2.10	2080	3080	4080	5080	6080	7080	8080	9080	10080	11080	12080	

15 Not included in V-80 matching program.



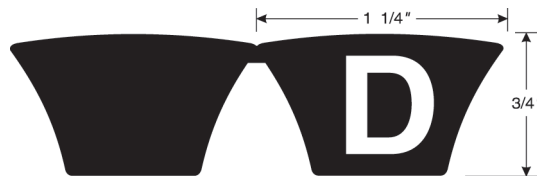
# Hi-Power® II PowerBand® V-Belts

Product No. Series 9094 (continued)

## C Section (continued)

Size (# = strands)	O.C. (in)	Wt. Per Strand (Lbs.)	Belt Width In Number of Strands										
			2 Strand	3 Strand	4 Strand	5 Strand	6 Strand	7 Strand	8 Strand	9 Strand	10 Strand	11 Strand	12 Strand
			9094-	9094-	9094-	9094-	9094-	9094-	9094-	9094-	9094-	9094-	9094-
#/C81	85.00	2.13	2081	3081	4081	5081	6081	7081	8081	9081	10081	11081	12081
#/C85	89.00	2.23	2085	3085	4085	5085	6085	7085	8085	9085	10085	11085	12085
#/C87	91.00	2.28	2087	3087	4087	5087	6087	7087	8087	9087	10087	11087	12087
#/C90	94.00	2.35	2090	3090	4090	5090	6090	7090	8090	9090	10090	11090	12090
#/C96	100.00	2.50	2096	3096	4096	5096	6096	7096	8096	9096	10096	11096	12096
#/C99	103.00	2.58	2099	3099	4099	5099	6099	7099	8099	9099	10099	11099	12099
#/C100	104.00	2.60	2100	3100	4100	5100	6100	7100	8100	9100	10100	11100	12100
#/C103	107.00	2.66	2103	3103	4103	5103	6103	7103	8103	9103	10103	11103	12103
#/C105	109.00	2.73	2105	3105	4105	5105	6105	7105	8105	9105	10105	11105	12105
#/C108	112.00	2.80	2108	3108	4108	5108	6108	7108	8108	9108	10108	11108	12108
#/C109	113.00	2.83	2109	3109	4109	5109	6109	7109	8109	9109	10109	11109	12109
#/C112	116.00	2.90	2112	3112	4112	5112	6112	7112	8112	9112	10112	11112	12112
#/C120	124.00	3.10	2120	3120	4120	5120	6120	7120	8120	9120	10120	11120	12120
#/C124	128.00	3.20	2124	3124	4124	5124	6124	7124	8124	9124	10124	11124	12124
#/C126	130.00	3.25	2126	3126	4126	5126	6126	7126	8126	9126	10126	11126	12126
#/C128	132.00	3.30	2128	3128	4128	5128	6128	7128	8128	9128	10128	11128	12128
#/C136	140.00	3.50	2136	3136	4136	5136	6136	7136	8136	9136	10136	11136	12136
#/C144	148.00	3.70	2144	3144	4144	5144	6144	7144	8144	9144	10144	11144	12144
#/C146	150.00	3.75	2146	3146	4146	5146	6146	7146	8146	9146	10146	11146	12146
#/C151	155.00	3.88	2151	3151	4151	5151	6151	7151	8151	9151	10151	11151	12151
#/C158	162.00	4.05	2158	3158	4158	5158	6158	7158	8158	9158	10158	11158	12158
#/C162	166.00	4.15	2162	3162	4162	5162	6162	7162	8162	9162	10162	11162	12162
#/C173	177.00	4.43	2173	3173	4173	5173	6173	7173	8173	9173	10173	11173	12173
#/C180	184.00	4.60	2180	3180	4180	5180	6180	7180	8180	9180	10180	11180	12180
#/C185	189.00	4.73	2185	3185	4185	5185	6185	7185	8185	9185	10185	11185	12185
#/C190	194.00	4.85	2190	3190	4190	5190	6190	7190	8190	9190	10190	11190	12190
#/C195	199.00	4.98	2195	3195	4195	5195	6195	7195	8195	9195	10195	11195	12195
#/C204	208.00	5.20	2204	3204	4204	5204	6204	7204	8204	9204	10204	11204	12204
#/C210	214.00	5.35	2210	3210	4210	5210	6210	7210	8210	9210	10210	11210	12210
#/C225	227.00	5.68	2225	3225	4225	5225	6225	7225	8225	9225	10225	11225	12225
#/C240	242.00	6.05	2240	3240	4240	5240	6240	7240	8240	9240	10240	11240	12240
#/C255	257.00	6.43	2255	3255	4255	5255	6255	7255	8255	9255	10255	11255	12255
#/C270	272.00	6.80	2270	3270	4270	5270	6270	7270	8270	9270	10270	11270	12270
#/C285	287.00	7.18	2285	3285	4285	5285	6285	7285	8285	9285	10285	11285	12285
#/C300	302.00	7.55	2300	3300	4300	5300	6300	7300	8300	9300	10300	11300	12300
#/C315	317.00	7.93	2315	3315	4315	5315	6315	7315	8315	9315	10315	11315	12315
#/C330	332.00	8.30	2330	3330	4330	5330	6330	7330	8330	9330	10330	11330	12330
#/C345	347.00	8.68	2345	3345	4345	5345	6345	7345	8345	9345	10345	11345	12345
#/C360	362.00	9.05	2360	3360	4360	5360	6360	7360	8360	9360	10360	11360	12360
#/C390	392.00	9.80	2390	3390	4390	5390	6390	7390	8390	9390	10390	11390	12390
#/C420	422.00	10.55	2420	3420	4420	5420	6420	7420	8420	9420	10420	11420	12420

HEAVY DUTY V-BELTS



Product No. Series 9095

## D Section

Size (# = strands)	O.C. (in)	Wt. Per Strand (Lbs.)	Belt Width In Number of Strands							
			2 Strand	3 Strand	4 Strand	5 Strand	6 Strand	7 Strand	8 Strand	
			9095-	9095-	9095-	9095-	9095-	9095-	9095-	
#/D144	149.00	6.75	2144	3144	4144	5144	6144	7144		
#/D158	163.00	7.40	2158	3158	4158	5158	6158	7158		
#/D173	178.00	8.10	2173	3173	4173	5173	6173	7173		
#/D180	185.00	8.44	2180	3180	4180	5180	6180	7180		
#/D195	200.00	9.09	2195	3195	4195	5195	6195	7195		
#/D210	215.00	9.84	2210	3210	4210	5210	6210	7210	8210	



# Hi-Power® II PowerBand® V-Belts

**Product No. Series 9095 (continued)**

**D Section (continued)**

Size (# = strands)	O.C. (in)	Wt. Per Strand (Lbs.)	Belt Width In Number of Strands						
			2 Strand	3 Strand	4 Strand	5 Strand	6 Strand	7 Strand	8 Strand
			9095-	9095-	9095-	9095-	9095-	9095-	9095-
#D225	228.00	10.56	2225	3225	4225	5225	6225	7225	8225
#D240	243.00	11.26	2240	3240	4240	5240	6240	7240	8240
#D255	258.00	11.96	2255	3255	4255	5255	6255	7255	8255
#D270	273.00	12.66	2270	3270	4270	5270	6270	7270	8270
#D285	288.00	13.37	2285	3285	4285	5285	6285	7285	8285
#D300	303.00	14.07	2300	3300	4300	5300	6300	7300	8300
#D315	318.00	14.77	2315	3315	4315	5315	6315	7315	8315
#D330	333.00	15.48	2330	3330	4330	5330	6330	7330	8330
#D345	348.00	16.18	2345	3345	4345	5345	6345	7345	8345
#D360	363.00	16.88	2360	3360	4360	5360	6360	7360	8360
#D390	393.00	18.29	2390	3390	4390	5390	6390	7390	8390
#D420	423.00	19.70	2420	3420	4420	5420	6420	7420	8420
#D450	453.00	21.10	2450	3450	4450	5450	6450	7450	8450
#D480	483.00	22.50	2480	3480	4480	5480	6480	7480	8480
#D540	543.00	25.33	2540	3540	4540	5540	6540	7540	8540
#D600	603.00	28.14	2600	3600	4600	5600	6600	7600	8600
#D660	663.00	31.13	2660	3660	4660	5660	6660	7660	8660

HEAVY DUTY V-BELTS



# Metric-Power™ V-Belts

## Recommended Sheaves

Contact the Gates Made-To-Order Metals Team.

### Notes

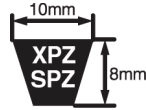
Classical cross sections include 10X, 13X, and 17X.

Metric Power belts are molded notch construction in lengths 3,000mm and under. Metric Power belts are banded construction in lengths over 3,000mm.

Narrow cross sections include: XPZ/SPZ, XPA/SPA, XPB/SPB, and XPC/SPC.

## Narrow Sizes

### Product No. Series 9426

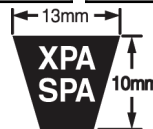


#### XPZ/SPZ Section

Part No.	Product No.	Part No.	Product No.	Part No.	Product No.	Part No.	Product No.
XPZ604	9426-10604	XPZ1010	9426-11010	XPZ1412	9426-11412	XPZ1887	9426-11887
XPZ612	9426-10612	XPZ1012	9426-11012	XPZ1420	9426-11420	XPZ1900	9426-11900
XPZ630	9426-10630	XPZ1024	9426-11024	XPZ1430	9426-11430	XPZ1937	9426-11937
XPZ637	9426-10637	XPZ1037	9426-11037	XPZ1437	9426-11437	XPZ1950	9426-11950
XPZ640	9426-10640	XPZ1047	9426-11047	XPZ1450	9426-11450	XPZ1962	9426-11962
XPZ660	9426-10660	XPZ1060	9426-11060	XPZ1462	9426-11462	XPZ1987	9426-11987
XPZ670	9426-10670	XPZ1077	9426-11077	XPZ1470	9426-11470	XPZ2000	9426-12000
XPZ672	9426-10672	XPZ1080	9426-11080	XPZ1487	9426-11487	XPZ2030	9426-12030
XPZ682	9426-10682	XPZ1087	9426-11087	XPZ1500	9426-11500	XPZ2037	9426-12037
XPZ710	9426-10710	XPZ1112	9426-11112	XPZ1512	9426-11512	XPZ2062	9426-12062
XPZ722	9426-10722	XPZ1120	9426-11120	XPZ1520	9426-11520	XPZ2087	9426-12087
XPZ730	9426-10730	XPZ1137	9426-11137	XPZ1527	9426-11527	XPZ2120	9426-12120
XPZ737	9426-10737	XPZ1140	9426-11140	XPZ1537	9426-11537	XPZ2137	9426-12137
XPZ750	9426-10750	XPZ1150	9426-11150	XPZ1560	9426-11560	XPZ2187	9426-12187
XPZ758	9426-10758	XPZ1162	9426-11162	XPZ1562	9426-11562	XPZ2240	9426-12240
XPZ762	9426-10762	XPZ1180	9426-11180	XPZ1587	9426-11587	XPZ2280	9426-12280
XPZ787	9426-10787	XPZ1187	9426-11187	XPZ1600	9426-11600	XPZ2287	9426-12287
XPZ800	9426-10800	XPZ1202	9426-11202	XPZ1612	9426-11612	XPZ2300	9426-12300
XPZ812	9426-10812	XPZ1210	9426-11210	XPZ1637	9426-11637	XPZ2360	9426-12360
XPZ825	9426-10825	XPZ1212	9426-11212	XPZ1650	9426-11650	XPZ2410	9426-12410
XPZ837	9426-10837	XPZ1227	9426-11227	XPZ1662	9426-11662	XPZ2437	9426-12437
XPZ850	9426-10850	XPZ1237	9426-11237	XPZ1687	9426-11687	XPZ2487	9426-12487
XPZ862	9426-10862	XPZ1250	9426-11250	XPZ1700	9426-11700	XPZ2500	9426-12500
XPZ875	9426-10875	XPZ1262	9426-11262	XPZ1712	9426-11712	XPZ2540	9426-12540
XPZ887	9426-10887	XPZ1270	9426-11270	XPZ1737	9426-11737	XPZ2650	9426-12650
XPZ900	9426-10900	XPZ1287	9426-11287	XPZ1750	9426-11750	XPZ2800	9426-12800
XPZ912	9426-10912	XPZ1312	9426-11312	XPZ1762	9426-11762	XPZ2840	9426-12840
XPZ925	9426-10925	XPZ1320	9426-11320	XPZ1787	9426-11787	XPZ3000	9426-13000
XPZ937	9426-10937	XPZ1337	9426-11337	XPZ1800	9426-11800	SPZ3150	9426-03150
XPZ950	9426-10950	XPZ1340	9426-11340	XPZ1812	9426-11812	SPZ3350	9426-03350
XPZ962	9426-10962	XPZ1362	9426-11362	XPZ1837	9426-11837	SPZ3550	9426-03550
XPZ987	9426-10987	XPZ1387	9426-11387	XPZ1850	9426-11850		
XPZ1000	9426-11000	XPZ1400	9426-11400	XPZ1862	9426-11862		

HEAVY DUTY V-BELTS

### Product No. Series 9420



#### XPA/SPA Section

Part No.	Product No.	Part No.	Product No.	Part No.	Product No.	Part No.	Product No.
XPA630	9420-10630	XPA832	9420-10832	XPA1032	9420-11032	XPA1232	9420-11232
XPA670	9420-10670	XPA850	9420-10850	XPA1060	9420-11060	XPA1250	9420-11250
XPA730	9420-10730	XPA900	9420-10900	XPA1082	9420-11082	XPA1257	9420-11257
XPA732	9420-10732	XPA910	9420-10910	XPA1107	9420-11107	XPA1272	9420-11272
XPA750	9420-10750	XPA922	9420-10922	XPA1120	9420-11120	XPA1282	9420-11282
XPA760	9420-10760	XPA932	9420-10932	XPA1132	9420-11132	XPA1300	9420-11300
XPA762	9420-10762	XPA950	9420-10950	XPA1150	9420-11150	XPA1307	9420-11307
XPA772	9420-10772	XPA967	9420-10967	XPA1157	9420-11157	XPA1320	9420-11320
XPA782	9420-10782	XPA982	9420-10982	XPA1180	9420-11180	XPA1332	9420-11332
XPA800	9420-10800	XPA1000	9420-11000	XPA1207	9420-11207	XPA1340	9420-11340



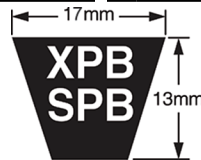
# Metric-Power™ V-Belts

## Product No. Series 9420 (continued)

### XPA/SPA Section (continued)

Part No.	Product No.	Part No.	Product No.	Part No.	Product No.	Part No.	Product No.
XPA1357	9420-11357	XPA1650	9420-11650	XPA2000	9420-12000	XPA2607	9420-12607
XPA1360	9420-11350	XPA1657	9420-11657	XPA2032	9420-12032	XPA2650	9420-12650
XPA1375	9420-11375	XPA1662	9420-11662	XPA2057	9420-12057	XPA2682	9420-12682
XPA1382	9420-11382	XPA1675	9420-11675	XPA2082	9420-12082	XPA2732	9420-12732
XPA1400	9420-11400	XPA1680	9420-11680	XPA2120	9420-12120	XPA2782	9420-12782
XPA1407	9420-11407	XPA1682	9420-11682	XPA2132	9420-12132	XPA2800	9420-12800
XPA1425	9420-11425	XPA1700	9420-11700	XPA2182	9420-12182	XPA2832	9420-12832
XPA1430	9420-11430	XPA1707	9420-11707	XPA2207	9420-12207	XPA2882	9420-12882
XPA1432	9420-11432	XPA1732	9420-11732	XPA2227	9420-12227	XPA2982	9420-12982
XPA1450	9420-11450	XPA1750	9420-11750	XPA2232	9420-12232	XPA3000	9420-13000
XPA1457	9420-11457	XPA1757	9420-11757	XPA2240	9420-12240	SPA3070	9420-03070
XPA1482	9420-11482	XPA1782	9420-11782	XPA2282	9420-12282	SPA3082	9420-03082
XPA1500	9420-11500	XPA1800	9420-11800	XPA2300	9420-12300	SPA3150	9420-03150
XPA1507	9420-11507	XPA1807	9420-11807	XPA2307	9420-12307	SPA3182	9420-03182
XPA1525	9420-11525	XPA1832	9420-11832	XPA2332	9420-12332	SPA3282	9420-03282
XPA1532	9420-11532	XPA1850	9420-11850	XPA2360	9420-12360	SPA3350	9420-03350
XPA1550	9420-11550	XPA1857	9420-11857	XPA2382	9420-12382	SPA3482	9420-03482
XPA1557	9420-11557	XPA1882	9420-11882	XPA2430	9420-12430	SPA3550	9420-03550
XPA1582	9420-11582	XPA1900	9420-11900	XPA2432	9420-12432	SPA3750	9420-03750
XPA1600	9420-11600	XPA1907	9420-11907	XPA2482	9420-12482	SPA4000	9420-04000
XPA1607	9420-11607	XPA1932	9420-11932	XPA2500	9420-12500	SPA4250	9420-04250
XPA1630	9420-11630	XPA1950	9420-11950	XPA2532	9420-12532	SPA4500	9420-04500
XPA1632	9420-11632	XPA1982	9420-11982	XPA2582	9420-12582		


HEAVY DUTY V-BELTS



## Product No. Series 9421

### XPB/SPB Section

Part No.	Product No.	Part No.	Product No.	Part No.	Product No.	Part No.	Product No.
XPB1250	9421-11250	XPB1700	9421-11700	XPB2410	9421-12410	SPB4250	9421-04250
XPB1260	9421-11260	XPB1800	9421-11800	XPB2500	9421-12500	SPB4500	9421-04500
XPB1320	9421-11320	XPB1900	9421-11900	XPB2530	9421-12530	SPB4750	9421-04750
XPB1340	9421-11340	XPB2000	9421-12000	XPB2650	9421-12650	SPB5000	9421-05000
XPB1400	9421-11400	XPB2020	9421-12020	XPB2680	9421-12680	SPB5300	9421-05300
XPB1410	9421-11410	XPB2098	9421-12098	XPB2800	9421-12800	SPB5600	9421-05600
XPB1450	9421-11450	XPB2120	9421-12120	XPB2990	9421-12990	SPB6000	9421-06000
XPB1500	9421-11500	XPB2150	9421-12150	XPB3000	9421-13000	SPB6300	9421-06300
XPB1510	9421-11510	XPB2180	9421-12180	SPB3150	9421-03150	SPB6700	9421-06700
XPB1590	9421-11590	XPB2240	9421-12240	SPB3350	9421-03350	SPB7100	9421-07100
XPB1600	9421-11600	XPB2280	9421-12280	SPB3550	9421-03550	SPB7500	9421-07500
XPB1627	9421-11627	XPB2300	9421-12300	SPB3750	9421-03750	SPB8000	9421-08000
XPB1644	9421-11644	XPB2360	9421-12360	SPB3800	9421-03800		
XPB1690	9421-11690	XPB2391	9421-12391	SPB4000	9421-04000		



## Product No. Series 9422

### XPC/SPC Section

Part No.	Product No.	Part No.	Product No.	Part No.	Product No.	Part No.	Product No.
XPC1800	9422-11800	XPC2500	9422-12500	SPC3350	9422-03350	SPC4500	9422-04500
XPC2000	9422-12000	XPC2650	9422-12650	SPC3550	9422-03550	SPC4750	9422-04750
XPC2120	9422-12120	XPC2800	9422-12800	SPC3750	9422-03750	SPC5000	9422-05000
XPC2240	9422-12240	XPC3000	9422-13000	SPC4000	9422-04000	SPC5300	9422-05300
XPC2360	9422-12360	SPC3150	9422-03150	SPC4250	9422-04250	SPC5600	9422-05600





# Metric-Power™ V-Belts

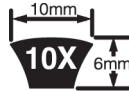
## Product No. Series 9422 (continued)

### XPC/SPC Section (continued)

Part No.	Product No.	Part No.	Product No.	Part No.	Product No.	Part No.	Product No.
SPC6000	9422-06000	SPC7100	9422-07100	SPC8500	9422-08500	SPC10600	9422-01060
SPC6300	9422-06300	SPC7500	9422-07500	SPC9000	9422-09000		
SPC6700	9422-06700	SPC8000	9422-08000	SPC10000	9422-01000		

## Classical Sizes

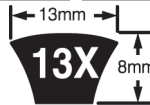
### Product No. Series 9424



#### 10X Section

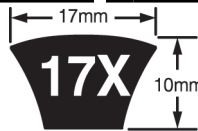
Part No.	Product No.	Part No.	Product No.	Part No.	Product No.	Part No.	Product No.
10X530LI	9424-10530	10X750LI	9424-10750	10X950LI	9424-10950	10X1120LI	9424-10112
10X540LI	9424-10540	10X775LI	9424-10775	10X975LI	9424-10975	10X1180LI	9424-10118
10X670LI	9424-10670	10X800LI	9424-10800	10X1000LI	9424-10100	10X1400LI	9424-10140
10X710LI	9424-10710	10X875LI	9424-10875	10X1016LI	9424-10101	10X1422LI	9424-10142
10X725LI	9424-10725	10X900LI	9424-10900	10X1060LI	9424-10106	10X1750LI	9424-10175
10X730LI	9424-10730	10X925LI	9424-10925	10X1100LI	9424-10110		

### Product No. Series 9423 & 9424



#### 13X Section

Part No.	Product No.	Part No.	Product No.	Part No.	Product No.	Part No.	Product No.
13X715LI	9424-13715	13X813LI	9424-13813	13X975LI	9424-13975	13X4000LI	9423-13400
13X750LI	9424-13750	13X925LI	9424-13925	13X2650LI	9424-13265		



#### 17X Section

Part No.	Product No.	Part No.	Product No.	Part No.	Product No.	Part No.	Product No.
17X875LI	9424-17875	17X1800LI	9424-17180	17X2540LI	9424-17254	17X8375LI	9423-17837
17X1500LI	9424-17150	17X2160LI	9424-17216	17X3658LI	9423-17365	17X8636LI	9423-17863
17X1525LI	9424-17152	17X2240LI	9424-17224	17X8180LI	9423-17818		

HEAVY DUTY V-BELTS



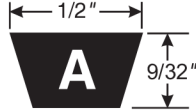
# Xtreme V-Force™ Pro

**Recommended Sheaves**  
Multi-Duty Sheaves

**Notes**

Gates Xtreme V-Force Pro belts are available in A and B cross sections.

**Product No. Series 9855**



**A Section**

HEAVY DUTY V-BELTS

Part No.	Product No.	O.C. (in)	Weight (Lbs.)	Qty Per Ctn
AR24	9855-1001	26.0	.14	10
AR25	9855-1002	27.0	.14	10
AR26	9855-1003	28.0	.15	10
AR27	9855-1004	29.0	.17	10
AR28	9855-1005	30.0	.18	10
AR29	9855-1006	31.0	.16	10
AR30	9855-1007	32.0	.17	10
AR31	9855-1008	33.0	.17	10
AR32	9855-1013	34.0	.18	10
AR33	9855-1010	35.0	.19	10
AR34	9855-1011	36.0	.19	10
AR35	9855-1012	37.0	.20	10
AR36	9855-1097	38.0	.20	10
AR37	9855-1014	39.0	.21	10
AR38	9855-1015	40.0	.21	10
AR39	9855-1016	41.0	.22	10
AR40	9855-1017	42.0	.22	10
AR41	9855-1018	43.0	.23	10
AR42	9855-1019	44.0	.23	10
AR43	9855-1020	45.0	.24	10
AR44	9855-1021	46.0	.25	10
AR45	9855-1022	47.0	.25	10
AR46	9855-1023	48.0	.26	10
AR47	9855-1024	49.0	.26	10
AR48	9855-1025	50.0	.27	10
AR49	9855-1026	51.0	.27	10
AR50	9855-1031	52.0	.28	10
AR51	9855-1028	53.0	.28	10
AR52	9855-1029	54.0	.29	10
AR53	9855-1030	55.0	.29	10
AR54	9855-1098	56.0	.30	10
AR55	9855-1032	57.0	.30	10
AR56	9855-1033	58.0	.31	10
AR57	9855-1034	59.0	.32	10
AR58	9855-1035	60.0	.32	10
AR59	9855-1036	61.0	.33	10
AR60	9855-1037	62.0	.33	10
AR61	9855-1038	63.0	.34	10
AR62	9855-1039	64.0	.34	10
AR63	9855-1040	65.0	.35	10
AR64	9855-1041	66.0	.35	10
AR65	9855-1042	67.0	.36	10
AR66	9855-1043	68.0	.36	10
AR67	9855-1044	69.0	.37	10
AR68	9855-1045	70.0	.38	10
AR69	9855-1046	71.0	.38	10
AR70	9855-1047	72.0	.39	10
AR71	9855-1048	73.0	.39	10
AR72	9855-1049	74.0	.40	10
AR73	9855-1050	75.0	.40	10

Part No.	Product No.	O.C. (in)	Weight (Lbs.)	Qty Per Ctn
AR74	9855-1051	76.0	.41	10
AR75	9855-1052	77.0	.41	10
AR76	9855-1053	78.0	.42	10
AR77	9855-1054	79.0	.53	10
AR78	9855-1055	80.0	.43	10
AR79	9855-1056	81.0	.43	10
AR80	9855-1061	82.0	.44	10
AR81	9855-1058	83.0	.45	10
AR82	9855-1059	84.0	.45	10
AR83	9855-1060	85.0	.46	10
AR84	9855-1099	86.0	.58	10
AR85	9855-1089	87.0	.47	10
AR86	9855-1062	88.0	.47	10
AR87	9855-1063	89.0	.48	10
AR88	9855-1064	90.0	.48	10
AR89	9855-1065	91.0	.49	10
AR90	9855-1066	92.0	.49	10
AR91	9855-1067	93.0	.50	10
AR92	9855-1068	94.0	.50	10
AR93	9855-1069	95.0	.51	10
AR94	9855-1070	96.0	.52	10
AR95	9855-1071	97.0	.65	10
AR96	9855-1072	98.0	.66	10
AR97	9855-1073	99.0	.66	10
AR98	9855-1074	100.0	.67	10
AR99	9855-1075	101.0	.54	10
AR100	9855-1076	102.0	.55	10
AR101	9855-1077	103.0	.55	10
AR102	9855-1078	104.0	.56	10
AR103	9855-1090	105.0	.56	10
AR104	9855-1079	106.0	.57	10
AR105	9855-1080	107.0	.58	10
AR106	9855-1081	108.0	.58	10
AR107	9855-1082	109.0	.74	10
AR108	9855-1083	110.0	.59	10
AR109	9855-1091	111.0	.60	10
AR110	9855-1084	112.0	.60	10
AR112	9855-1085	114.0	.77	10
AR113	9855-1092	115.0	.78	10
AR114	9855-1086	116.0	.62	10
AR115	9855-1087	117.0	.80	10
AR116	9855-1093	118.0	.63	10
AR117	9855-1094	119.0	.81	10
AR118	9855-1095	120.0	.82	10
AR119	9855-1096	121.0	.65	10
AR120	9855-1088	122.0	.82	10



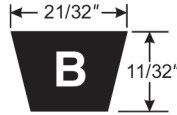
# Xtreme V-Force™ Pro

Recommended Sheaves  
Multi-Duty Sheaves

**Notes**

Gates Xtreme V-Force Pro belts are available in A and B cross sections.

**Product No. Series 9857**



**B Section**

Part No.	Product No.	O.C. (in)	Weight (Lbs.)	Qty Per Ctn
BR23	9857-1001	26.0	.20	1
BR24	9857-1002	27.0	.20	100
BR25	9857-1003	28.0	.22	100
BR26	9857-1004	29.0	.22	100
BR27	9857-1005	30.0	.23	100
BR28	9857-1006	31.0	.24	10
BR30	9857-1007	33.0	.25	10
BR31	9857-1008	34.0	.26	10
BR32	9857-1009	35.0	.27	10
BR33	9857-1010	36.0	.28	10
BR34	9857-1011	37.0	.28	10
BR35	9857-1012	38.0	.29	10
BR36	9857-1013	39.0	.30	10
BR37	9857-1014	40.0	.31	10
BR38	9857-1015	41.0	.32	10
BR39	9857-1016	42.0	.32	10
BR40	9857-1017	43.0	.33	10
BR41	9857-1018	44.0	.34	10
BR42	9857-1019	45.0	.35	10
BR43	9857-1020	46.0	.36	10
BR44	9857-1021	47.0	.36	10
BR45	9857-1022	48.0	.37	10
BR46	9857-1023	49.0	.38	10
BR47	9857-1024	50.0	.39	10
BR48	9857-1025	51.0	.40	10
BR49	9857-1026	52.0	.40	10
BR50	9857-1027	53.0	.41	10
BR51	9857-1028	54.0	.42	10
BR52	9857-1029	55.0	.43	10
BR53	9857-1030	56.0	.43	10
BR54	9857-1031	57.0	.44	10
BR55	9857-1032	58.0	.45	10
BR56	9857-1033	59.0	.46	10
BR57	9857-1034	60.0	.47	10
BR58	9857-1035	61.0	.47	10
BR59	9857-1036	62.0	.48	10
BR60	9857-1037	63.0	.49	10
BR61	9857-1038	64.0	.50	10
BR62	9857-1039	65.0	.50	10
BR63	9857-1040	66.0	.51	10
BR64	9857-1041	67.0	.52	10
BR65	9857-1042	68.0	.53	10
BR66	9857-1043	69.0	.54	10
BR67	9857-1044	70.0	.54	10
BR68	9857-1045	71.0	.55	10
BR69	9857-1046	72.0	.56	10
BR70	9857-1047	73.0	.57	10
BR71	9857-1048	74.0	.58	10
BR72	9857-1049	75.0	.58	10
BR73	9857-1050	76.0	.59	10

Part No.	Product No.	O.C. (in)	Weight (Lbs.)	Qty Per Ctn
BR74	9857-1051	77.0	.60	10
BR75	9857-1052	78.0	.61	10
BR76	9857-1053	79.0	.61	10
BR77	9857-1054	80.0	.62	10
BR78	9857-1055	81.0	.63	10
BR79	9857-1056	82.0	.64	10
BR80	9857-1057	83.0	.65	10
BR81	9857-1058	84.0	.66	10
BR82	9857-1059	85.0	.66	10
BR83	9857-1060	86.0	.67	10
BR84	9857-1061	87.0	.68	10
BR85	9857-1062	88.0	.69	10
BR86	9857-1063	89.0	.69	10
BR87	9857-1064	90.0	.70	10
BR88	9857-1065	91.0	.71	10
BR89	9857-1066	92.0	.72	10
BR90	9857-1067	93.0	.73	10
BR91	9857-1068	94.0	.74	10
BR92	9857-1069	95.0	.74	10
BR93	9857-1070	96.0	.75	10
BR94	9857-1071	97.0	.76	10
BR95	9857-1072	98.0	.77	10
BR96	9857-1073	99.0	.77	10
BR97	9857-1074	100.0	.78	10
BR98	9857-1075	101.0	.79	10
BR99	9857-1076	102.0	.80	10
BR100	9857-1077	103.0	.81	10
BR101	9857-1078	104.0	.81	10
BR102	9857-1079	105.0	.82	10
BR103	9857-1080	106.0	.83	10
BR104	9857-1081	107.0	.84	10
BR105	9857-1082	108.0	.84	10
BR106	9857-1083	109.0	.85	10
BR107	9857-1084	110.0	.86	10
BR108	9857-1085	111.0	.87	10
BR109	9857-1086	112.0	.88	10
BR110	9857-1087	113.0	.88	10
BR111	9857-1088	114.0	.89	10
BR112	9857-1089	115.0	.90	10
BR113	9857-1090	116.0	.91	10
BR114	9857-1091	117.0	.91	10
BR115	9857-1092	118.0	.93	10
BR116	9857-1093	119.0	.93	10
BR117	9857-1094	120.0	.95	10
BR118	9857-1095	121.0	.95	10
BR119	9857-1096	122.0	.95	10

HEAVY DUTY V-BELTS

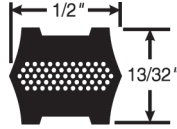


# Hi-Power® II Dubl-V Belts

**Recommended Sheaves**  
Multi-Duty Sheaves

**Notes**  
Dubl-V belts are available in AA, BB, CC and DD cross sections.

## Product No. Series 9052

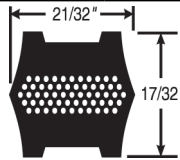


### AA Section

Part No.	Product No.	Belt Nominal E.L. (in)	Weight (Lbs.)	Part No.	Product No.	Belt Nominal E.L. (in)	Weight (Lbs.)	Part No.	Product No.	Belt Nominal E.L. (in)	Weight (Lbs.)
<sup>15</sup> AA51	9052-0051	53.0	.460	AA73	9052-0073	75.0	.580	AA96	9052-0096	98.0	.770
<sup>15</sup> AA55	9052-0055	57.0	.490	AA75	9052-0075	77.0	.600	AA105	9052-0105	107.0	.850
<sup>15</sup> AA60	9052-0060	62.0	.510	AA78	9052-0078	80.0	.630	AA112	9052-0112	114.0	.900
<sup>15</sup> AA62	9052-0062	64.0	.530	AA80	9052-0080	82.0	.650	AA120	9052-0120	122.0	.980
AA64	9052-0064	66.0	.530	AA85	9052-0085	87.0	.680	AA128	9052-0128	130.0	1.050
AA66	9052-0066	68.0	.550	AA88	9052-0088	90.0	.700	AA148	9052-0148	150.0	1.240
AA68	9052-0068	70.0	.550	AA90	9052-0090	92.0	.720				
AA70	9052-0070	72.0	.560	AA92	9052-0092	94.0	.750				

HEAVY DUTY V-BELTS

## Product No. Series 9053



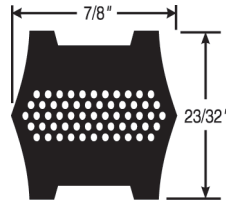
### BB Section

Part No.	Product No.	Belt Nominal E.L. (in)	Weight (Lbs.)	Part No.	Product No.	Belt Nominal E.L. (in)	Weight (Lbs.)	Part No.	Product No.	Belt Nominal E.L. (in)	Weight (Lbs.)
<sup>15</sup> BB35	9053-0035	38.0	.600	BB95K	9240-6079	98.0	1.310	BB140	9053-0140	143.0	1.950
<sup>15</sup> BB38	9053-0038	41.0	.630	BB96	9053-0096	99.0	1.300	BB144	9053-0144	147.0	1.980
<sup>15</sup> BB42	9053-0042	45.0	.650	BB97	9053-0097	100.0	1.320	BB155	9053-0155	158.0	2.130
<sup>15</sup> BB43	9053-0043	46.0	.670	BB100	9053-0100	103.0	1.350	BB158	9053-0158	161.0	2.160
<sup>15</sup> BB45	9053-0045	48.0	.710	BB103	9053-0103	106.0	1.400	BB162	9053-0162	165.0	2.200
<sup>15</sup> BB46	9053-0046	49.0	.730	BB105	9053-0105	108.0	1.430	BB168	9053-0168	171.0	2.220
<sup>15</sup> BB51	9053-0051	54.0	.750	BB107	9053-0107	110.0	1.480	BB169	9053-0169	172.0	2.240
<sup>15</sup> BB53	9053-0053	56.0	.780	BB108	9053-0108	111.0	1.490	BB170	9053-0170	173.0	2.260
<sup>15</sup> BB55	9053-0055	58.0	.810	BB111	9053-0111	114.0	1.500	BB173	9053-0173	176.0	2.310
<sup>15</sup> BB60	9053-0060	63.0	.860	BB112	9053-0112	115.0	1.510	BB180	9053-0180	183.0	2.350
BB64	9053-0064	67.0	.900	BB114	9053-0114	117.0	1.530	BB182	9053-0182	185.0	2.400
BB66	9053-0066	69.0	.920	BB116	9053-0116	119.0	1.570	BB187	9053-0187	190.0	2.500
BB68	9053-0068	71.0	.940	BB117	9053-0117	120.0	1.590	BB190	9053-0190	193.0	2.560
BB71	9053-0071	74.0	.980	BB118	9053-0118	121.0	1.610	BB195	9053-0195	198.0	2.660
BB72	9053-0072	75.0	1.010	BB120	9053-0120	123.0	1.630	BB210	9053-0210	213.0	2.860
BB73	9053-0073	76.0	1.020	BB122	9053-0122	125.0	1.650	BB225	9053-0225	226.0	3.080
BB74	9053-0074	77.0	1.040	BB123	9053-0123	126.0	1.670	BB226	9053-0226	227.0	3.100
BB75	9053-0075	78.0	1.050	BB124	9053-0124	127.0	1.690	BB228	9053-0228	229.0	3.120
BB81	9053-0081	84.0	1.120	BB127	9053-0127	130.0	1.710	BB230	9053-0230	231.0	3.150
BB83	9053-0083	86.0	1.160	BB128	9053-0128	131.0	1.730	BB240	9053-0240	241.0	3.380
BB85	9053-0085	88.0	1.180	BB129	9053-0129	132.0	1.750	BB255	9053-0255	256.0	3.600
BB90	9053-0090	93.0	1.200	BB130	9053-0130	133.0	1.790	BB270	9053-0270	271.0	3.850
BB92	9053-0092	95.0	1.220	BB133	9053-0133	136.0	1.830	BB277	9053-0277	278.0	3.950
BB93	9053-0093	96.0	1.240	BB135	9053-0135	138.0	1.860	BB285	9053-0285	286.0	4.050
BB94	9053-0094	97.0	1.260	BB136	9053-0136	139.0	1.900	BB300	9053-0300	301.0	4.340

<sup>15</sup> Not included in V-80 matching program.



# Hi-Power® II Dubl-V Belts



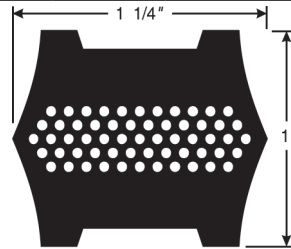
## Product No. Series 9054

### CC Section

Part No.	Product No.	Belt Nominal E.L. (in)	Weight (Lbs.)
CC75	9054-0075	79.0	1.850
CC81	9054-0081	85.0	1.950
CC85	9054-0085	89.0	2.050
CC90	9054-0090	94.0	2.150
CC96	9054-0096	100.0	2.350
CC105	9054-0105	109.0	2.500
CC112	9054-0112	116.0	2.700
CC120	9054-0120	124.0	3.000
CC128	9054-0128	132.0	3.170

Part No.	Product No.	Belt Nominal E.L. (in)	Weight (Lbs.)
CC136	9054-0136	140.0	3.400
CC140	9054-0140	144.0	3.500
CC144	9054-0144	148.0	3.600
CC158	9054-0158	162.0	3.950
CC162	9054-0162	166.0	4.050
CC173	9054-0173	177.0	4.400
CC180	9054-0180	184.0	4.500
CC195	9054-0195	199.0	5.000
CC210	9054-0210	214.0	5.400

Part No.	Product No.	Belt Nominal E.L. (in)	Weight (Lbs.)
CC240	9054-0240	242.0	6.100
CC255	9054-0255	257.0	6.400
CC270	9054-0270	272.0	6.800
<sup>15</sup> CC300	9054-0300	302.0	7.600
<sup>15</sup> CC330	9054-0330	332.0	8.400
<sup>15</sup> CC360	9054-0360	362.0	9.200
<sup>15</sup> CC390	9054-0390	392.0	9.900
<sup>15</sup> CC420	9054-0420	422.0	10.700



## Product No. Series 9055

### DD Section

Part No.	Product No.	Belt Nominal E.L. (in)	Weight (Lbs.)
<sup>4</sup> DD270	9055-0270	273.0	15.200

Part No.	Product No.	Belt Nominal E.L. (in)	Weight (Lbs.)
DD300	9055-0300	303.0	16.350

Part No.	Product No.	Belt Nominal E.L. (in)	Weight (Lbs.)
<sup>4</sup> DD360	9055-0360	363.0	19.150

NOTE: Not included in V-80 matching program.

HEAVY DUTY V-BELTS

<sup>15</sup> Not included in V-80 matching program.  
<sup>4</sup> Minimum production quantity may apply. Contact Customer Service for availability.



## Dubl-V Feather Picker Belts

Recommended Sheaves  
Multi-Duty Sheaves

### Product No. Series 9240

#### AA Section

Part No.	Product No.	Belt Nominal E.L. (in)	Weight (Lbs.)
AA148FP	9240-6179	150.0	1.220

### Product No. Series 9658

#### BB Section

Part No.	Product No.	Belt Nominal E.L. (in)	Weight (Lbs.)
BB155FP	9658-0077	158.0	2.070
BB158FP	9658-0071	161.0	2.120
BB172FP	9658-0075	175.0	2.310

HEAVY DUTY V-BELTS



# PowerBack® Belts

**Recommended Sheaves**  
Multi-Duty Sheaves

**Notes**

PowerBack belts are available in B cross section.

## Product No. Series 9003

### B Section

Part No.	Product No.	O.C. (in)	Weight (Lbs.)
B101PB	9003-8101	104.00	1.100
B113PB	9003-8113	116.00	1.200
B125PB	9003-8125	128.00	1.350
B137PB	9003-8137	140.00	1.500
B149PB	9003-8149	152.00	1.600
B161PB	9003-8161	164.00	1.700
B185PB	9003-8185	188.00	1.950
B197PB	9003-8197	200.00	2.100
B211PB	9003-8211	212.00	2.200
B247PB	9003-8247	248.00	2.600
B259PB	9003-8259	260.00	2.700
B315PB	9003-8315	316.00	3.200

HEAVY DUTY V-BELTS



# Power Curve® Belts

**Recommended Sheaves**  
Multi-Duty Sheaves

**Notes**  
Power Curve belts are available in B cross section.

## Product No. Series 9003

### B Section

Part No.	Product No.	O.C. (in)	Weight (Lbs.)	Part No.	Product No.	O.C. (in)	Weight (Lbs.)
B105PC	9003-7105	108.00	1.150	B210PC	9003-7210	213.00	2.300
B108PC	9003-7108	111.00	1.200	B225PC	9003-7225	226.00	2.500
B112PC	9003-7112	115.00	1.300	B240PC	9003-7240	241.00	2.650
B116PC	9003-7116	119.00	1.300	B248PC	9003-7248	249.00	2.750
B120PC	9003-7120	123.00	1.350	B255PC	9003-7255	256.00	2.800
B124PC	9003-7124	127.00	1.400	B270PC	9003-7270	271.00	2.950
B128PC	9003-7128	131.00	1.450	B285PC	9003-7285	286.00	3.150
B133PC	9003-7133	136.00	1.500	B300PC	9003-7300	301.00	3.350
B136PC	9003-7136	139.00	1.520	B315PC	9003-7315	316.00	3.500
B140PC	9003-7140	143.00	1.600	B330PC	9003-7330	331.00	3.700
B144PC	9003-7144	147.00	1.650	B345PC	9003-7345	346.00	3.800
B150PC	9003-7150	153.00	1.700	B360PC	9003-7360	361.00	3.950
B154PC	9003-7154	157.00	1.750	B375PC	9003-7375	376.00	4.150
B158PC	9003-7158	161.00	1.770	B390PC	9003-7390	391.00	4.400
B162PC	9003-7162	165.00	1.800	B405PC	9003-7405	406.00	4.500
B173PC	9003-7173	176.00	1.960	B420PC	9003-7420	421.00	4.650
B180PC	9003-7180	183.00	2.000	B430PC	9003-7430	431.00	4.800
B190PC	9003-7190	193.00	2.150	B445PC	9003-7445	446.00	4.950
B195PC	9003-7195	198.00	2.200	B460PC	9003-7460	461.00	5.200
B205PC	9003-7205	208.00	2.300	B500PC	9003-7500	501.00	5.700

HEAVY DUTY V-BELTS



# Micro-V® Belts

## Recommended Sheaves

Contact the Gates Made-To-Order Metals Team.

### Notes

Belt part number is constructed by using the effective length in tenths of an inch, followed by cross section and the number of ribs. For example, 780L16 represents a 78 inch effective length, L cross section and 16 ribs.

Belt product number is 8 or 9 digits constructed of product number series prefix, belt length and number of ribs. Belt product number is 8 or 9 digits constructed of product number series prefix, belt length and number of ribs.

## Product No. Series 9171

### J Section

#### J SECTION



Size	Effective Length (in)	Wt. Per Rib (Lbs.)	Standard Rib Configurations							Max. No. of Ribs
			4 Rib	6 Rib	8 Rib	10 Rib	16 Rib	20 Rib		
			9171-	9171-	9171-	9171-	9171-	9171-		
180J	18.0	.008	01804	01806	01808	01810	01816	01820	30	
190J	19.0	.009	01904	01906	01908	01910	01916	01920	30	
200J	20.0	.009	02004	02006	02008	02010	02016	02020	30	
220J	22.0	.010	02204	02206	02208	02210	02216	02220	211	
230J	23.0	.011	02304	02306	02308	02310	02316	02320	211	
240J	24.0	.011	02404	02406	02408	02410	02416	02420	211	
260J	26.0	.012	02604	02606	02608	02610	02616	02620	211	
280J	28.0	.013	02804	02806	02808	02810	02816	02820	211	
290J	29.0	.014	02904	02906	02908	02910	02916	02920	211	
300J	30.0	.014	03004	03006	03008	03010	03016	03020	211	
320J	32.0	.015	03204	03206	03208	03210	03216	03220	211	
330J	33.0	.016	03304	03306	03308	03310	03316	03320	211	
340J	34.0	.016	03404	03406	03408	03410	03416	03420	211	
360J	36.0	.017	03604	03606	03608	03610	03616	03620	211	
380J	38.0	.018	03804	03806	03808	03810	03816	03820	211	
400J	40.0	.019	04004	04006	04008	04010	04016	04020	211	
410J	41.0	.019	04104	04106	04108	04110	04116	04120	211	
420J	42.0	.020	04204	04206	04208	04210	04216	04220	211	
430J	43.0	.020	04304	04306	04308	04310	04316	04320	211	
440J	44.0	.021	04404	04406	04408	04410	04416	04420	211	
460J	46.0	.022	04604	04606	04608	04610	04616	04620	211	
480J	48.0	.023	04804	04806	04808	04810	04816	04820	211	
490J	49.0	.023	04904	04906	04908	04910	04916	04920	211	
500J	50.0	.024	05004	05006	05008	05010	05016	05020	211	
520J	52.0	.024	05204	05206	05208	05210	05216	05220	211	
550J	55.0	.026	05504	05506	05508	05510	05516	05520	211	
580J	58.0	.027	05804	05806	05808	05810	05816	05820	211	
610J	61.0	.029	06104	06106	06108	06110	06116	06120	211	
650J	65.0	.031	06504	06506	06508	06510	06516	06520	211	
730J	73.0	.034	07304	07306	07308	07310	07316	07320	211	
870J	87.0	.041	08704	08706	08708	08710	08716	08720	211	
<sup>3</sup> 920J	92.0	.043	09204	09206	09208	09210			10	
<sup>3</sup> 980J	98.0	.046	09804	09806	09808	09810			10	

HEAVY DUTY V-BELTS

## Product No. Series 9173

### L Section

#### L SECTION



Size	Effective Length (in)	Wt. Per Rib (Lbs.)	Standard Rib Configurations								Max. No. of Ribs
			6 Rib	8 Rib	10 Rib	12 Rib	14 Rib	16 Rib	18 Rib	20 Rib	
			9173-	9173-	9173-	9173-	9173-	9173-	9173-	9173-	
500L	50.0	.087	05006	05008	05010	05012	05014	05016	05018	05020	105
540L	54.0	.093	05406	05408	05410	05412	05414	05416	05418	05420	105
560L	56.0	.097	05606	05608	05610	05612	05614	05616	05618	05620	105
615L	61.5	.106	06106	06108	06110	06112	06114	06116	06118	06120	105
635L	63.5	.110	06306	06308	06310	06312	06314	06316	06318	06320	105
655L	65.5	.113	06506	06508	06510	06512	06514	06516	06518	06520	105
675L	67.5	.117	06706	06708	06710	06712	06714	06716	06718	06720	105
695L	69.5	.120	06906	06908	06910	06912	06914	06916	06918	06920	105
725L	72.5	.125	07206	07208	07210	07212	07214	07216	07218	07220	105

<sup>3</sup> Available only up to 10-rib configuration due to ground rib construction.



# Micro-V<sup>®</sup> Belts

Product No. Series 9173 (continued)

L Section (continued)

HEAVY DUTY V-BELTS

Size	Effective Length (in)	Wt. Per Rib (Lbs.)	Standard Rib Configurations									Max. No. of Ribs
			6 Rib	8 Rib	10 Rib	12 Rib	14 Rib	16 Rib	18 Rib	20 Rib		
			9173-	9173-	9173-	9173-	9173-	9173-	9173-	9173-	9173-	
765L	76.5	.132	07606	07608	07610	07612	07614	07616	07618	07620	105	
780L	78.0	.135	07806	07808	07810	07812	07814	07816	07818	07820	105	
795L	79.5	.138	07906	07908	07910	07912	07914	07916	07918	07920	105	
815L	81.5	.141	08106	08108	08110	08112	08114	08116	08118	08120	105	
840L	84.0	.145	08406	08408	08410	08412	08414	08416	08418	08420	105	
865L	86.5	.150	08606	08608	08610	08612	08614	08616	08618	08620	105	
915L	91.5	.158	09106	09108	09110	09112	09114	09116	09118	09120	60	
975L	97.5	.169	09706	09708	09710	09712	09714	09716	09718	09720	60	
990L	99.0	.171	09906	09908	09910	09912	09914	09916	09918	09920	60	
1065L	106.5	.184	10606	10608	10610	10612	10614	10616	10618	10620	60	
1120L	112.0	.194	11206	11208	11210	11212	11214	11216	11218	11220	60	
1150L	115.0	.199	11506	11508	11510	11512	11514	11516	11518	11520	60	
1215L	121.5	.201	12106	12108	12110	12112	12114	12116	12118	12120	60	
1230L	123.0	.213	12306	12308	12310	12312	12314	12316	12318	12320	60	
1295L	129.5	.224	12906	12908	12910	12912	12914	12916	12918	12920	60	
1310L	131.0	.227	13106	13108	13110	13112	13114	13116	13118	13120	60	
1455L	145.5	.252	14506	14508	14510	14512	14514	14516	14518	14520	60	

## M SECTION



Product No. Series 9174

M Section

Size	Effective Length (in)	Wt. Per Rib (Lbs.)	Standard Rib Configurations									Max. No. of Ribs
			6 Rib	8 Rib	10 Rib	12 Rib	14 Rib	16 Rib	18 Rib	20 Rib		
			9174-	9174-	9174-	9174-	9174-	9174-	9174-	9174-	9174-	
900M	90.0	.626	09006	09008	09010	09012	09014	09016	09018	09020	28	
940M	94.0	.653	09406	09408	09410	09412	09414	09416	09418	09420	28	
990M	99.0	.688	09906	09908	09910	09912	09914	09916	09918	09920	28	
1060M	106.0	.736	10606	10608	10610	10612	10614	10616	10618	10620	28	
1115M	111.5	.775	11106	11108	11110	11112	11114	11116	11118	11120	28	
1150M	115.0	.799	11506	11508	11510	11512	11514	11516	11518	11520	28	
1185M	118.5	.824	11806	11808	11810	11812	11814	11816	11818	11820	28	
1230M	123.0	.855	12306	12308	12310	12312	12314	12316	12318	12320	28	
1310M	131.0	.910	13106	13108	13110	13112	13114	13116	13118	13120	28	
1390M	139.0	.966	13906	13908	13910	13912	13914	13916	13918	13920	30	
1470M	147.0	1.022	14706	14708	14710	14712	14714	14716	14718	14720	30	
1610M	161.0	1.119	16106	16108	16110	16112	16114	16116	16118	16120	30	
1650M	165.0	1.147	16506	16508	16510	16512	16514	16516	16518	16520	30	
1760M	176.0	1.223	17606	17608	17610	17612	17614	17616	17618	17620	30	
1830M	183.0	1.272	18306	18308	18310	18312	18314	18316	18318	18320	30	
1980M	198.0	1.376	19806	19808	19810	19812	19814	19816	19818	19820	30	
2130M	213.0	1.480	21306	21308	21310	21312	21314	21316	21318	21320	30	
2410M	241.0	1.675	24106	24108	24110	24112	24114	24116	24118	24120	30	
2560M	256.0	1.779	25606	25608	25610	25612	25614	25616	25618	25620	30	
2710M	271.0	1.883	27106	27108	27110	27112	27114	27116	27118	27120	30	
3010M	301.0	2.092	30106	30108	30110	30112	30114	30116	30118	30120	30	
3310M	331.0	2.300	33106	33108	33110	33112	33114	33116	33118	33120	30	
3610M	361.0	2.509	36106	36108	36110	36112	36114	36116	36118	36120	30	



# Power Round® Belts

**Recommended Sheaves**  
Hi-Power Multi-Duty Sheaves

**Notes**

Additional sizes from 42 inches to 660 inches are available upon request and require minimum order quantities of 87 belts per size +/- 10%. Contact Customer Service for availability and setup.

## Product No. Series 8819

### 9/16" Diameter

Part No.	Product No.	Inside Length (in)	Part No.	Product No.	Inside Length (in)
9 X 41 3/8 PR	8819-0010	41 3/8	9 X 200 PR	8819-0008	200
9 X 54 PR	8819-0011	54	9 X 210 PR	8819-0007	210
9 X 90 PR	8819-0012	90	9 X 233 PR	8819-0002	233
9 X 101 PR	8819-0029	101	9 X 250 PR	8819-0000	250
<sup>4</sup> 9 X 112 PR	8819-0013	112	9 X 270 PR	8819-0001	270
9 X 120 PR	8819-0014	120	9 X 308 PR	8819-0003	308
9 X 128 PR	8819-0015	128	<sup>4</sup> 9 X 331 PR	8819-0004	331
9 X 129 3/4 PR	8819-0016	129 3/4	9 X 345 PR	8819-0009	345
9 X 135 PR	8819-0017	135	9 X 386 PR	8819-0006	386
9 X 144 PR	8819-0018	144	9 X 416 PR	8819-0025	416
9 X 148 PR	8819-0019	148	9 X 447 PR	8819-0026	447
9 X 155 PR	8819-0020	155	9 X 465 PR	8819-0027	465
9 X 166 PR	8819-0021	166	9 X 500 PR	8819-0030	500
9 X 172 PR	8819-0022	172	9 X 564 PR	8819-0005	564
9 X 176 PR	8819-0023	176	9 X 600 PR	8819-0031	600
9 X 190 PR	8819-0024	190	9 X 660 PR	8819-0028	660

SPECIALTY BELTS

<sup>4</sup> Minimum production quantity may apply. Contact Customer Service for availability.



# Round Endless Belts

## Recommended Sheaves

Contact the Gates Made-To-Order Metals Team.

## Notes

Standard-stocked Round Endless belts are footnoted. All others are Made-To-Order and may require minimum order quantities. Contact Customer Service for availability.

### Product No. Series 8820

Minimum order quantity for 1/4" Round Endless Belts is 180 belts per size +/- 10%.

#### 1/4" Diameter

Part No.	Product No.	Inside Length (in)	Part No.	Product No.	Inside Length (in)	Part No.	Product No.	Inside Length (in)
4 X 33 RE BELT	8820-0499	33	4 X 51 RE BELT	8820-0571	51	4 X 69 RE BELT	8820-0643	69
4 X 34 RE BELT	8820-0503	34	4 X 52 RE BELT	8820-0575	52	4 X 70 RE BELT	8820-0647	70
4 X 35 RE BELT	8820-0507	35	4 X 53 RE BELT	8820-0579	53	4 X 71 RE BELT	8820-0651	71
4 X 36 RE BELT	8820-0511	36	4 X 54 RE BELT	8820-0583	54	4 X 72 RE BELT	8820-0655	72
4 X 37 RE BELT	8820-0515	37	4 X 55 RE BELT	8820-0587	55	4 X 73 RE BELT	8820-0659	73
4 X 38 RE BELT	8820-0519	38	4 X 56 RE BELT	8820-0591	56	4 X 74 RE BELT	8820-0663	74
4 X 39 RE BELT	8820-0523	39	4 X 57 RE BELT	8820-0595	57	4 X 75 RE BELT	8820-0667	75
4 X 40 RE BELT	8820-0527	40	4 X 58 RE BELT	8820-0599	58	4 X 76 RE BELT	8820-0671	76
4 X 41 RE BELT	8820-0531	41	4 X 59 RE BELT	8820-0603	59	4 X 77 RE BELT	8820-0675	77
4 X 42 RE BELT	8820-0535	42	4 X 60 RE BELT	8820-0607	60	4 X 78 RE BELT	8820-0679	78
4 X 43 RE BELT	8820-0539	43	4 X 61 RE BELT	8820-0611	61	4 X 79 RE BELT	8820-0683	79
4 X 44 RE BELT	8820-0543	44	4 X 62 RE BELT	8820-0615	62	4 X 80 RE BELT	8820-0687	80
4 X 45 RE BELT	8820-0547	45	4 X 63 RE BELT	8820-0619	63	4 X 81 RE BELT	8820-0691	81
4 X 46 RE BELT	8820-0551	46	4 X 64 RE BELT	8820-0623	64	4 X 82 RE BELT	8820-0695	82
4 X 47 RE BELT	8820-0555	47	4 X 65 RE BELT	8820-0627	65	4 X 83 RE BELT	8820-0699	83
4 X 48 RE BELT	8820-0559	48	4 X 66 RE BELT	8820-0631	66	4 X 84 RE BELT	8820-0703	84
4 X 49 RE BELT	8820-0563	49	4 X 67 RE BELT	8820-0635	67	4 X 85 RE BELT	8820-0707	85
4 X 50 RE BELT	8820-0567	50	4 X 68 RE BELT	8820-0639	68			

#### 5/16" Diameter

Minimum order quantity for 5/16" Round Endless Belts is 165 belts per size +/- 10%.

Part No.	Product No.	Inside Length (in)	Part No.	Product No.	Inside Length (in)	Part No.	Product No.	Inside Length (in)
5 X 33 RE BELT	8820-0838	33	5 X 52 RE BELT	8820-0914	52	5 X 72 RE BELT	8820-0994	72
<sup>16</sup> 5 X 33 1/2 RE BELT	8820-0840	33 1/2	5 X 53 RE BELT	8820-0918	53	5 X 73 RE BELT	8820-0998	73
<sup>16</sup> 5 X 34 RE BELT	8820-0842	34	5 X 54 RE BELT	8820-0922	54	5 X 74 RE BELT	8820-1002	74
5 X 35 RE BELT	8820-0846	35	5 X 55 RE BELT	8820-0926	55	5 X 75 RE BELT	8820-1006	75
5 X 36 RE BELT	8820-0850	36	5 X 56 RE BELT	8820-0930	56	5 X 76 RE BELT	8820-1010	76
5 X 37 RE BELT	8820-0854	37	5 X 57 RE BELT	8820-0934	57	5 X 77 RE BELT	8820-1014	77
5 X 38 RE BELT	8820-0858	38	5 X 58 RE BELT	8820-0938	58	5 X 78 RE BELT	8820-1018	78
5 X 39 RE BELT	8820-0862	39	5 X 59 RE BELT	8820-0942	59	5 X 79 RE BELT	8820-1022	79
5 X 40 RE BELT	8820-0866	40	5 X 60 RE BELT	8820-0946	60	5 X 80 RE BELT	8820-1026	80
5 X 41 RE BELT	8820-0870	41	5 X 61 RE BELT	8820-0950	61	5 X 81 RE BELT	8820-1030	81
5 X 42 RE BELT	8820-0874	42	5 X 62 RE BELT	8820-0954	62	5 X 82 RE BELT	8820-1034	82
5 X 43 RE BELT	8820-0878	43	5 X 63 RE BELT	8820-0958	63	5 X 83 RE BELT	8820-1038	83
5 X 44 RE BELT	8820-0882	44	5 X 64 RE BELT	8820-0962	64	5 X 84 RE BELT	8820-1042	84
5 X 45 RE BELT	8820-0886	45	5 X 65 RE BELT	8820-0966	65	5 X 85 RE BELT	8820-1046	85
5 X 46 RE BELT	8820-0890	46	5 X 66 RE BELT	8820-0970	66	5 X 86 RE BELT	8820-1050	86
5 X 47 RE BELT	8820-0894	47	5 X 67 RE BELT	8820-0974	67	5 X 87 RE BELT	8820-1054	87
5 X 48 RE BELT	8820-0898	48	5 X 68 RE BELT	8820-0978	68	5 X 88 RE BELT	8820-1058	88
5 X 49 RE BELT	8820-0902	49	5 X 69 RE BELT	8820-0982	69	5 X 89 RE BELT	8820-1062	89
5 X 50 RE BELT	8820-0906	50	5 X 70 RE BELT	8820-0986	70	5 X 90 RE BELT	8820-1066	90
5 X 51 RE BELT	8820-0910	51	5 X 71 RE BELT	8820-0990	71			

#### 3/8" Diameter

Minimum order quantity for 3/8" Round Endless Belts is 139 belts per size +/- 10%.

Part No.	Product No.	Inside Length (in)	Part No.	Product No.	Inside Length (in)	Part No.	Product No.	Inside Length (in)
6 X 33 RE BELT	8820-1222	33	6 X 37 RE BELT	8820-1238	37	6 X 42 RE BELT	8820-1258	42
<sup>16</sup> 6 X 33 1/2 RE BELT	8820-1225	33 1/2	6 X 38 RE BELT	8820-1242	38	6 X 43 RE BELT	8820-1262	43
<sup>16</sup> 6 X 34 RE BELT	8820-1226	34	6 X 39 RE BELT	8820-1246	39	6 X 44 RE BELT	8820-1266	44
6 X 35 RE BELT	8820-1230	35	6 X 40 RE BELT	8820-1250	40	6 X 45 RE BELT	8820-1270	45
<sup>16</sup> 6 X 36 RE BELT	8820-1234	36	6 X 41 RE BELT	8820-1254	41	6 X 46 RE BELT	8820-1274	46

<sup>16</sup> Stocked and minimum order quantities are not required. All others are Made-To-Order and lead times and minimum production quantities may apply. Contact Customer Service for availability.

SPECIALTY BELTS



# Round Endless Belts

## Product No. Series 8820 (continued)

### 3/8" Diameter (continued)

Part No.	Product No.	Inside Length (in)	Part No.	Product No.	Inside Length (in)	Part No.	Product No.	Inside Length (in)
6 X 47 RE BELT	8820-1278	47	6 X 72 RE BELT	8820-1378	72	<sup>16</sup> 6 X 97 RE BELT	8820-1478	97
6 X 48 RE BELT	8820-1282	48	6 X 73 RE BELT	8820-1382	73	<sup>16</sup> 6 X 98 RE BELT	8820-1486	98
6 X 49 RE BELT	8820-1286	49	6 X 74 RE BELT	8820-1386	74	6 X 99 RE BELT	8820-1482	99
6 X 50 RE BELT	8820-1290	50	6 X 75 RE BELT	8820-1390	75	6 X 100 RE BELT	8820-1490	100
6 X 51 RE BELT	8820-1294	51	6 X 76 RE BELT	8820-1394	76	6 X 101 RE BELT	8820-1494	101
6 X 52 RE BELT	8820-1298	52	6 X 77 RE BELT	8820-1398	77	6 X 102 RE BELT	8820-1498	102
6 X 53 RE BELT	8820-1302	53	6 X 78 RE BELT	8820-1402	78	6 X 103 RE BELT	8820-1502	103
6 X 54 RE BELT	8820-1306	54	6 X 79 RE BELT	8820-1406	79	6 X 104 RE BELT	8820-1506	104
6 X 55 RE BELT	8820-1310	55	6 X 80 RE BELT	8820-1410	80	6 X 105 RE BELT	8820-1510	105
6 X 56 RE BELT	8820-1314	56	6 X 81 RE BELT	8820-1414	81	6 X 106 RE BELT	8820-1514	106
6 X 57 RE BELT	8820-1318	57	6 X 82 RE BELT	8820-1418	82	6 X 107 RE BELT	8820-1518	107
6 X 58 RE BELT	8820-1322	58	6 X 83 RE BELT	8820-1422	83	6 X 108 RE BELT	8820-1522	108
6 X 59 RE BELT	8820-1326	59	6 X 84 RE BELT	8820-1426	84	6 X 109 RE BELT	8820-1526	109
6 X 60 RE BELT	8820-1330	60	6 X 85 RE BELT	8820-1430	85	6 X 110 RE BELT	8820-1530	110
6 X 61 RE BELT	8820-1334	61	6 X 86 RE BELT	8820-1434	86	6 X 111 RE BELT	8820-1534	111
6 X 62 RE BELT	8820-1338	62	6 X 87 RE BELT	8820-1438	87	6 X 112 RE BELT	8820-1538	112
6 X 63 RE BELT	8820-1342	63	6 X 88 RE BELT	8820-1442	88	6 X 113 RE BELT	8820-1542	113
6 X 64 RE BELT	8820-1346	64	6 X 89 RE BELT	8820-1446	89	6 X 114 RE BELT	8820-1546	114
6 X 65 RE BELT	8820-1350	65	6 X 90 RE BELT	8820-1460	90	6 X 115 RE BELT	8820-1550	115
6 X 66 RE BELT	8820-1354	66	6 X 91 RE BELT	8820-1454	91	6 X 116 RE BELT	8820-1554	116
6 X 67 RE BELT	8820-1358	67	6 X 92 RE BELT	8820-1458	92	6 X 117 RE BELT	8820-1558	117
6 X 68 RE BELT	8820-1362	68	6 X 93 RE BELT	8820-1462	93	6 X 118 RE BELT	8820-1562	118
6 X 69 RE BELT	8820-1366	69	6 X 94 RE BELT	8820-1466	94	6 X 119 RE BELT	8820-1566	119
6 X 70 RE BELT	8820-1370	70	6 X 95 RE BELT	8820-1470	95	6 X 120 RE BELT	8820-1570	120
6 X 71 RE BELT	8820-1374	71	<sup>16</sup> 6 X 96 RE BELT	8820-1474	96			

### 7/16" Diameter

Minimum order quantity for 7/16" Round Endless Belts is 115 belts per size +/- 10%.

Part No.	Product No.	Inside Length (in)	Part No.	Product No.	Inside Length (in)	Part No.	Product No.	Inside Length (in)
7 X 33 RE BELT	8820-1831	33	7 X 57 RE BELT	8820-1927	57	7 X 84 RE BELT	8820-2035	84
<sup>16</sup> 7 X 34 RE BELT	8820-1835	34	7 X 58 RE BELT	8820-1931	58	7 X 85 RE BELT	8820-2039	85
7 X 35 RE BELT	8820-1839	35	7 X 61 RE BELT	8820-1943	61	7 X 86 RE BELT	8820-2043	86
<sup>16</sup> 7 X 36 RE BELT	8820-1843	36	7 X 62 RE BELT	8820-1947	62	7 X 87 RE BELT	8820-2047	87
7 X 37 RE BELT	8820-1847	37	7 X 65 RE BELT	8820-1959	65	7 X 88 RE BELT	8820-2051	88
7 X 38 RE BELT	8820-1851	38	7 X 66 RE BELT	8820-1963	66	7 X 89 RE BELT	8820-2055	89
7 X 39 RE BELT	8820-1859	39	7 X 67 RE BELT	8820-1967	67	7 X 90 RE BELT	8820-2059	90
7 X 40 RE BELT	8820-1841	40	7 X 68 RE BELT	8820-1971	68	7 X 91 RE BELT	8820-2063	91
7 X 41 RE BELT	8820-1863	41	7 X 69 RE BELT	8820-1975	69	7 X 92 RE BELT	8820-2067	92
7 X 42 RE BELT	8820-1867	42	7 X 70 RE BELT	8820-1979	70	7 X 93 RE BELT	8820-2071	93
7 X 43 RE BELT	8820-1871	43	7 X 71 RE BELT	8820-1983	71	7 X 94 RE BELT	8820-2075	94
7 X 44 RE BELT	8820-1875	44	7 X 72 RE BELT	8820-1987	72	7 X 95 RE BELT	8820-2079	95
7 X 45 RE BELT	8820-1879	45	7 X 73 RE BELT	8820-1991	73	7 X 96 RE BELT	8820-2083	96
7 X 46 RE BELT	8820-1883	46	7 X 74 RE BELT	8820-1995	74	7 X 97 RE BELT	8820-2087	97
7 X 47 RE BELT	8820-1887	47	7 X 75 RE BELT	8820-1999	75	7 X 98 RE BELT	8820-2091	98
7 X 48 RE BELT	8820-1891	48	7 X 76 RE BELT	8820-2003	76	7 X 99 RE BELT	8820-2095	99
7 X 49 RE BELT	8820-1895	49	7 X 77 RE BELT	8820-2007	77	7 X 100 RE BELT	8820-2099	100
7 X 50 RE BELT	8820-1899	50	<sup>16</sup> 7 X 77 1/4 RE BELT	8820-2008	77 1/4	7 X 101 RE BELT	8820-2103	101
7 X 51 RE BELT	8820-1903	51	7 X 78 RE BELT	8820-2011	78	7 X 102 RE BELT	8820-2107	102
7 X 52 RE BELT	8820-1907	52	7 X 79 RE BELT	8820-2015	79	7 X 103 RE BELT	8820-2111	103
7 X 53 RE BELT	8820-1911	53	7 X 80 RE BELT	8820-2019	80	7 X 104 RE BELT	8820-2115	104
7 X 54 RE BELT	8820-1915	54	7 X 81 RE BELT	8820-2023	81	7 X 105 RE BELT	8820-2119	105
7 X 55 RE BELT	8820-1919	55	7 X 82 RE BELT	8820-2027	82	7 X 106 RE BELT	8820-2123	106
7 X 56 RE BELT	8820-1923	56	7 X 83 RE BELT	8820-2031	83			

<sup>16</sup> Stocked and minimum order quantities are not required. All others are Made-To-Order and lead times and minimum production quantities may apply. Contact Customer Service for availability.



# Round Endless Belts

**Product No. Series 8820 (continued)**

Minimum order quantity for 1/2" Round Endless Belts is 95 belts per size +/- 10%.

## 1/2" Diameter

Part No.	Product No.	Inside Length (in)	Part No.	Product No.	Inside Length (in)	Part No.	Product No.	Inside Length (in)
8 X 68 RE BELT	8820-2745	68	8 X 81 RE BELT	8820-2797	81	8 X 94 RE BELT	8820-2849	94
8 X 69 RE BELT	8820-2749	69	8 X 82 RE BELT	8820-2801	82	8 X 95 RE BELT	8820-2853	95
8 X 70 RE BELT	8820-2753	70	8 X 83 RE BELT	8820-2805	83	8 X 96 RE BELT	8820-2857	96
8 X 71 RE BELT	8820-2757	71	8 X 84 RE BELT	8820-2809	84	8 X 97 RE BELT	8820-2861	97
8 X 72 RE BELT	8820-2761	72	8 X 85 RE BELT	8820-2813	85	8 X 98 RE BELT	8820-2865	98
8 X 73 RE BELT	8820-2765	73	8 X 86 RE BELT	8820-2817	86	8 X 99 RE BELT	8820-2869	99
8 X 74 RE BELT	8820-2769	74	8 X 87 RE BELT	8820-2821	87	8 X 100 RE BELT	8820-2873	100
8 X 75 RE BELT	8820-2773	75	8 X 88 RE BELT	8820-2825	88	8 X 101 RE BELT	8820-2877	101
8 X 76 RE BELT	8820-2777	76	8 X 89 RE BELT	8820-2829	89	8 X 102 RE BELT	8820-2881	102
8 X 77 RE BELT	8820-2781	77	8 X 90 RE BELT	8820-2833	90	8 X 103 RE BELT	8820-2885	103
8 X 78 RE BELT	8820-2785	78	8 X 91 RE BELT	8820-2837	91	8 X 104 RE BELT	8820-2889	104
8 X 79 RE BELT	8820-2789	79	8 X 92 RE BELT	8820-2841	92	8 X 105 RE BELT	8820-2893	105
8 X 80 RE BELT	8820-2793	80	8 X 93 RE BELT	8820-2845	93	8 X 106 RE BELT	8820-2897	106

## 9/16" Diameter

Minimum order quantity for 9/16" Round Endless Belts is 87 belts per size +/- 10%.

Part No.	Product No.	Inside Length (in)	Part No.	Product No.	Inside Length (in)	Part No.	Product No.	Inside Length (in)
<sup>16</sup> 9 X 41 3/8 RE BELT	8820-3217	41 3/8	9 X 80 RE BELT	8820-3332	80	<sup>16</sup> 9 X 112 RE BELT	8820-3428	112
9 X 49 RE BELT	8820-3239	49	9 X 81 RE BELT	8820-3335	81	9 X 113 RE BELT	8820-3429	113
9 X 50 RE BELT	8820-3242	50	9 X 82 RE BELT	8820-3338	82	9 X 114 RE BELT	8820-3434	114
9 X 51 RE BELT	8820-3245	51	9 X 83 RE BELT	8820-3341	83	9 X 115 RE BELT	8820-3437	115
9 X 52 RE BELT	8820-3248	52	9 X 84 RE BELT	8820-3344	84	9 X 116 RE BELT	8820-3440	116
9 X 53 RE BELT	8820-3251	53	9 X 85 RE BELT	8820-3347	85	9 X 118 RE BELT	8820-3446	118
<sup>16</sup> 9 X 54 RE BELT	8820-3254	54	9 X 86 RE BELT	8820-3350	86	9 X 119 RE BELT	8820-3449	119
9 X 55 RE BELT	8820-3257	55	9 X 87 RE BELT	8820-3353	87	<sup>16</sup> 9 X 120 RE BELT	8820-3452	120
9 X 56 RE BELT	8820-3260	56	9 X 88 RE BELT	8820-3356	88	<sup>16</sup> 9 X 128 RE BELT	8820-3488	128
9 X 57 RE BELT	8820-3263	57	9 X 89 RE BELT	8820-3359	89	<sup>16</sup> 9 X 129 3/4 RE BELT	8820-3439	129 3/4
9 X 58 RE BELT	8820-3266	58	<sup>16</sup> 9 X 90 RE BELT	8820-3362	90	<sup>16</sup> 9 X 135 RE BELT	8820-3489	135
9 X 59 RE BELT	8820-3269	59	9 X 91 RE BELT	8820-3365	91	<sup>16</sup> 9 X 144 RE BELT	8820-3458	144
9 X 60 RE BELT	8820-3272	60	9 X 92 RE BELT	8820-3368	92	<sup>16</sup> 9 X 148 RE BELT	8820-3490	148
9 X 61 RE BELT	8820-3275	61	9 X 93 RE BELT	8820-3371	93	<sup>16</sup> 9 X 155 RE BELT	8820-3460	155
9 X 62 RE BELT	8820-3278	62	9 X 94 RE BELT	8820-3374	94	<sup>16</sup> 9 X 166 RE BELT	8820-3491	166
9 X 63 RE BELT	8820-3281	63	9 X 95 RE BELT	8820-3377	95	<sup>16</sup> 9 X 172 RE BELT	8820-4281	172
9 X 64 RE BELT	8820-3284	64	9 X 96 RE BELT	8820-3380	96	<sup>16</sup> 9 X 176 RE BELT	8820-3492	176
9 X 65 RE BELT	8820-3287	65	9 X 97 RE BELT	8820-3383	97	<sup>16</sup> 9 X 190 RE BELT	8820-3493	190
9 X 66 RE BELT	8820-3290	66	9 X 98 RE BELT	8820-3386	98	<sup>16</sup> 9 X 200 RE BELT	8820-3469	200
9 X 67 RE BELT	8820-3293	67	9 X 99 RE BELT	8820-3389	99	<sup>16</sup> 9 X 210 RE BELT	8820-3486	210
9 X 68 RE BELT	8820-3296	68	9 X 100 RE BELT	8820-3392	100	<sup>16</sup> 9 X 233 RE BELT	8820-3470	233
9 X 69 RE BELT	8820-3299	69	9 X 101 RE BELT	8820-3395	101	<sup>16</sup> 9 X 250 RE BELT	8820-3494	250
9 X 70 RE BELT	8820-3302	70	9 X 102 RE BELT	8820-3398	102	<sup>16</sup> 9 X 270 RE BELT	8820-3471	270
9 X 71 RE BELT	8820-3305	71	9 X 103 RE BELT	8820-3401	103	<sup>16</sup> 9 X 308 RE BELT	8820-3472	308
9 X 72 RE BELT	8820-3308	72	9 X 104 RE BELT	8820-3404	104	<sup>16</sup> 9 X 331 RE BELT	8820-3473	331
9 X 73 RE BELT	8820-3311	73	9 X 105 RE BELT	8820-3407	105	<sup>16</sup> 9 X 345 RE BELT	8820-3495	345
9 X 74 RE BELT	8820-3314	74	9 X 106 RE BELT	8820-3485	106	<sup>16</sup> 9 X 386 RE BELT	8820-3474	386
9 X 75 RE BELT	8820-3317	75	9 X 107 RE BELT	8820-3413	107	<sup>16</sup> 9 X 416 RE BELT	8820-3475	416
9 X 76 RE BELT	8820-3320	76	9 X 108 RE BELT	8820-3416	108	<sup>16</sup> 9 X 447 RE BELT	8820-3484	447
9 X 77 RE BELT	8820-3323	77	9 X 109 RE BELT	8820-3419	109	<sup>16</sup> 9 X 465 RE BELT	8820-3476	465
9 X 78 RE BELT	8820-3326	78	9 X 110 RE BELT	8820-3422	110	<sup>16</sup> 9 X 564 RE BELT	8820-3477	564
9 X 79 RE BELT	8820-3329	79	9 X 111 RE BELT	8820-3425	111	<sup>16</sup> 9 X 660 RE BELT	8820-3478	660

SPECIALTY BELTS

<sup>16</sup> Stocked and minimum order quantities are not required. All others are Made-To-Order and lead times and minimum production quantities may apply. Contact Customer Service for availability.



# Multi-Speed Belts

## Recommended Sheaves

Contact the Gates Made-To-Order Metals Team.

### Notes

HV in the part number denotes Heavy Construction, which has a thickness of .700+.

### Product No. Series 9800, 9804 & 9833

Part No.	Product No.	O.C. (in)	Top Width (in)	Angle	Weight (Lbs.)	Part No.	Product No.	O.C. (in)	Top Width (in)	Angle	Weight (Lbs.)
1228V255	9804-0729	26.10	3/4	28	.450	1632V210	9804-0323	21.90	1	32	.460
<sup>4</sup> 1230V341	9804-0814	34.60	3/4	30	.570	1822V290	9804-0648	29.50	1 1/8	22	.670
1230V348	9804-0815	35.30	3/4	30	.580	1822V328	9804-0651	33.50	1 1/8	22	.780
1330V242	9804-0447	24.70	13/16	30	.550	1826V250	9804-0592	25.40	1 1/8	26	.550
1422V235	9804-0816	24.00	7/8	22	.440	1828V368	9804-0284	37.60	1 1/8	28	.900
1422V240	9804-0495	24.70	7/8	22	.455	1832V338	9804-0777	34.40	1 1/8	32	.800
1422V270	9804-0494	27.70	7/8	22	.490	1922V256	9804-0253	26.40	1 3/16	22	.670
1422V290	9804-0584	29.60	7/8	22	.510	1922V277	9804-0611	28.20	1 3/16	22	.700
1422V300	9804-0493	30.70	7/8	22	.530	1922V282	9804-0060	29.00	1 3/16	22	.730
1422V330	9804-0492	33.70	7/8	22	.570	1922V298	9804-0500	30.60	1 3/16	22	.760
1422V340	9804-0708	34.60	7/8	22	.580	1922V302	9804-0778	30.80	1 3/16	22	.780
1422V360	9804-0328	36.70	7/8	22	.600	1922V321	9804-0070	33.00	1 3/16	22	.830
1422V400	9804-0348	40.80	7/8	22	.650	1922V332	9804-0713	34.00	1 3/16	22	.850
1422V420	9804-0329	42.80	7/8	22	.680	1922V338	9804-0501	34.70	1 3/16	22	.850
1422V440	9804-0817	44.50	7/8	22	.700	1922V363	9804-0027	37.10	1 3/16	22	.930
1422V460	9804-0768	46.50	7/8	22	.720	1922V381	9804-0307	38.80	1 3/16	22	.950
1422V466	9804-0325	47.00	7/8	22	.730	1922V386	9804-0071	39.30	1 3/16	22	.970
1422V470	9804-0818	47.50	7/8	22	.740	1922V403	9804-0530	41.40	1 3/16	22	1.000
1422V480	9804-0337	48.70	7/8	22	.750	1922V417	9804-0376	42.50	1 3/16	22	1.050
1422V540	9804-0331	54.80	7/8	22	.820	1922V426	9804-0063	43.40	1 3/16	22	1.080
1422V600	9804-0332	60.70	7/8	22	.900	1922V443	9804-0072	45.10	1 3/16	22	1.100
1422V660	9804-0333	66.70	7/8	22	.960	1922V454	9804-0028	46.20	1 3/16	22	1.120
1422V780	9804-0339	78.70	7/8	22	1.120	1922V460	9804-0622	46.80	1 3/16	22	1.140
1426V299	9804-0656	30.50	7/8	26	.660	1922V484	9804-0057	49.20	1 3/16	22	1.200
1426V328	9804-0636	33.30	7/8	26	.700	1922V526	9804-0602	53.30	1 3/16	22	1.280
1426V362	9804-0635	36.70	7/8	26	.740	1922V544	9804-0029	55.10	1 3/16	22	1.340
1430V215	9804-0702	21.80	7/8	30	.450	1922V604	9804-0026	61.20	1 3/16	22	1.500
1430V315	9804-0819	32.00	7/8	30	.600	1922V630	9804-0779	63.60	1 3/16	22	1.550
1430V375	9804-0820	38.00	7/8	30	.700	1922V646	9804-0074	65.40	1 3/16	22	1.570
1526V264	9804-0505	27.00	15/16	26	.540	1922V666	9804-0075	67.40	1 3/16	22	1.600
1526V294	9804-0506	30.00	15/16	26	.590	1922V686	9804-0603	69.30	1 3/16	22	1.650
1528V298	9804-0769	30.30	15/16	28	.600	1922V706	9804-0569	71.30	1 3/16	22	1.700
1528V326	9804-0770	33.10	15/16	28	.640	1922V756	9804-0179	76.40	1 3/16	22	1.840
1528V360	9804-0771	36.50	15/16	28	.700	1922V806	9804-0674	81.30	1 3/16	22	1.920
1528V414	9804-0772	41.90	15/16	28	.790	1922V846	9804-0716	85.40	1 3/16	22	2.020
1622V270	9804-0822	27.50	1	22	.600	1926V249	9804-0621	25.30	1 3/16	26	.680
1622V297	9804-0823	30.20	1	22	.620	1926V250	9804-0633	25.70	1 3/16	26	.690
1622V307	9804-0571	31.10	1	22	.635	1926V275	9804-0688	28.10	1 3/16	26	.730
1622V520	9804-0572	52.50	1	22	.820	1926V333	9804-0255	33.90	1 3/16	26	.840
1626V262	9804-0773	26.70	1	26	.600	1926V367	9804-0050	37.20	1 3/16	26	.920
1626V290	9804-0536	29.80	1	26	.650	1926V376	9804-0624	38.80	1 3/16	26	.940
1626V304	9804-0305	31.10	1	26	.700	1926V380	9804-0509	38.90	1 3/16	26	.950
1626V330	9804-0293	33.80	1	26	.740	1926V390	9804-0780	39.60	1 3/16	26	.960
1626V339	9804-0248	34.70	1	26	.750	1926V407	9804-0256	41.40	1 3/16	26	1.000
1626V380	9804-0774	38.50	1	26	.840	1926V415	9804-0826	42.10	1 3/16	26	1.020
1626V384	9804-0308	39.20	1	26	.850	1926V427	9804-0827	43.30	1 3/16	26	1.040
1626V395	9804-0618	40.30	1	26	.860	1926V507	9804-0508	51.40	1 3/16	26	1.200
1626V411	9804-0537	41.90	1	26	.900	1926V542	9804-0638	55.40	1 3/16	26	1.270
1626V428	9804-0775	43.30	1	26	.930	1930V355	9804-0828	36.10	1 3/16	30	.900
1626V440	9804-0291	44.70	1	26	.960	1930V366	9804-0781	37.20	1 3/16	30	.930
1626V455	9804-0617	46.20	1	26	.980	1930V375	9804-0782	38.10	1 3/16	30	.940
1626V513	9804-0776	51.80	1	26	1.100	1930V400	9804-0144	40.70	1 3/16	30	1.000
1626V517	9804-0249	52.10	1	26	1.130	1930V425	9804-0790	43.10	1 3/16	30	1.040
1626V597	9804-0393	60.60	1	26	1.270	1930V431	9804-0709	44.00	1 3/16	30	1.060
1626V604	9804-0306	61.20	1	26	1.300	1930V450	9804-0829	45.60	1 3/16	30	1.080
1628V210	9804-0686	21.20	1	28	.430	<sup>4</sup> 1930V475	9804-0830	48.10	1 3/16	30	1.130
1628V315	9804-0313	32.70	1	28	.750	1930V485	9804-0177	49.10	1 3/16	30	1.140

<sup>4</sup> Minimum production quantity may apply. Contact Customer Service for availability.



# Multi-Speed Belts

## Product No. Series 9800, 9804 & 9833 (continued)

Part No.	Product No.	O.C. (in)	Top Width (in)	Angle	Weight (Lbs.)	Part No.	Product No.	O.C. (in)	Top Width (in)	Angle	Weight (Lbs.)
1930V491	9804-0710	50.00	1 3/16	30	1.160	2530V500	9800-0712	50.90	1 9/16	30	2.800
<sup>4</sup> 1930V500	9804-0831	50.60	1 3/16	30	1.170	2530V530	9800-0654	54.00	1 9/16	30	2.850
1930V530	9804-0783	53.60	1 3/16	30	1.220	2530V550	9800-0436	56.00	1 9/16	30	2.950
1930V541	9804-0220	55.00	1 3/16	30	1.250	2530V575	9833-0730	58.50	1 9/16	30	3.050
1930V560	9804-0764	56.90	1 3/16	30	1.280	2530V595	9800-0166	60.70	1 9/16	30	3.100
1930V585	9804-0178	59.10	1 3/16	30	1.330	2530V610	9800-0437	62.00	1 9/16	30	3.150
1930V600	9804-0784	60.60	1 3/16	30	1.350	2530V618	9800-0260	62.50	1 9/16	30	3.200
1930V641	9804-0221	64.60	1 3/16	30	1.450	2530V630	9800-0164	64.20	1 9/16	30	3.250
1930V800	9804-0835	—	—	—	1.720	2530V660	9800-0438	67.00	1 9/16	30	3.300
2026V422	9804-0394	43.00	1 1/4	26	1.000	2530V670	9800-0165	68.20	1 9/16	30	3.350
2026V445	9804-0520	45.20	1 1/4	26	1.020	2530V680	9804-0854	68.70	1 9/16	30	3.400
2026V474	9804-0574	48.20	1 1/4	26	1.060	2530V690	9800-0439	70.00	1 9/16	30	3.450
2026V607	9804-0395	61.50	1 1/4	26	1.260	2530V700	9800-0275	71.00	1 9/16	30	3.470
2030V381	9804-0640	38.50	1 1/4	30	.940	2530V730	9800-0211	74.20	1 9/16	30	3.500
<sup>4</sup> 2126V297	9804-0842	30.40	1 5/16	26	.830	2530V740	9800-0683	75.00	1 9/16	30	3.550
2126V309	9804-0314	31.70	1 5/16	26	.860	2530V750	9800-0180	76.20	1 9/16	30	3.600
2126V365	9804-0526	37.40	1 5/16	26	.990	2530V790	9800-0214	80.00	1 9/16	30	3.750
2126V468	9804-0721	47.70	1 5/16	26	1.250	2530V840	9800-0215	85.00	1 9/16	30	3.900
2130V374	9804-0749	38.00	1 5/16	30	1.020	2530V890	9800-0216	90.00	1 9/16	30	4.100
2226V307	9804-0677	31.20	1 3/8	26	.850	2530V934	9800-0163	94.40	1 9/16	30	4.200
2230V266	9804-0615	27.50	1 3/8	30	.750	2530V990	9800-0217	100.00	1 9/16	30	4.400
2230V273	9804-0786	27.90	1 3/8	30	.760	2530V1090	9800-0218	110.00	1 9/16	30	4.700
2230V275	9804-0358	28.10	1 3/8	30	.770	<sup>4</sup> 2530V1190	9800-0219	119.70	1 9/16	30	5.050
2230V326	9804-0725	33.50	1 3/8	30	.930	2530V1290	9800-0207	130.00	1 9/16	30	5.350
2230V375	9804-0678	38.20	1 3/8	30	1.070	2530V1490	9800-0904	150.00	1 9/16	30	6.000
2322V329	9804-0679	33.40	1 7/16	22	1.050	<sup>4</sup> 2530V1690	9800-0794	169.80	1 9/16	30	6.650
2322V347	9804-0680	35.20	1 7/16	22	1.070	2626V369	9800-0645	37.40	1 5/8	26	1.400
2322V364	9804-0058	37.20	1 7/16	22	1.110	2626V388	9800-0649	39.70	1 5/8	26	1.600
2322V396	9804-0547	40.60	1 7/16	22	1.200	2630V345	9800-0616	35.30	1 5/8	30	1.150
2322V421	9804-0076	42.90	1 7/16	22	1.270	2630V395	9804-0858	40.20	1 5/8	30	1.680
2322V434	9804-0681	44.20	1 7/16	22	1.300	2636V332	9800-0360	34.00	1 5/8	36	1.000
2322V441	9804-0127	45.10	1 7/16	22	1.350	2822V778	9800-0017	79.50	1 3/4	22	3.000
2322V461	9804-0726	47.00	1 7/16	22	1.400	2826V412	9800-0646	41.90	1 3/4	26	1.550
2322V481	9804-0053	49.20	1 7/16	22	1.450	2826V452	9800-0650	46.00	1 3/4	26	1.700
2322V521	9804-0044	52.80	1 7/16	22	1.550	2830V337	9800-0691	34.80	1 3/4	30	1.240
2322V541	9804-0059	55.10	1 7/16	22	1.600	2830V363	9833-0662	36.80	1 3/4	30	1.340
2322V601	9804-0025	61.20	1 7/16	22	1.750	2830V366	9833-0434	37.20	1 3/4	30	1.330
2322V621	9804-0734	63.00	1 7/16	22	1.850	2830V367	9800-0916	37.90	1 3/4	30	1.370
2322V661	9804-0078	67.40	1 7/16	22	1.940	2830V393	9800-0664	39.90	1 3/4	30	1.460
2322V681	9804-0073	68.80	1 7/16	22	2.000	2830V396	9833-0435	40.30	1 3/4	30	1.480
2322V701	9804-0162	71.40	1 7/16	22	2.060	2830V422	9800-0665	42.70	1 3/4	30	1.560
2322V721	9804-0062	73.40	1 7/16	22	2.110	2830V428	9804-0859	43.60	1 3/4	30	1.600
2322V801	9804-0079	81.40	1 7/16	22	2.350	2836V343	9800-0120	35.10	1 3/4	36	1.270
2326V310	9804-0706	31.80	1 7/16	26	.920	2836V350	9800-0324	35.80	1 3/4	36	1.300
2326V359	9804-0789	36.60	1 7/16	26	1.100	2836V380	9800-0367	38.80	1 3/4	36	1.400
2330V273	9804-0619	27.90	1 7/16	30	.800	2926V366	9804-0081	37.50	1 13/16	26	2.030
2330V338	9800-0728	34.60	1 7/16	30	.970	2926V400	9804-0759	40.80	1 13/16	26	2.200
2330V359	9804-0690	36.50	1 7/16	30	1.060	2926V426	9800-0258	43.50	1 13/16	26	2.300
2332V373	9804-0479	38.00	1 7/16	32	1.100	2926V471	9800-0082	48.00	1 13/16	26	2.450
2426V343	9800-0483	35.40	1 1/2	26	1.150	2926V477	9804-0762	48.50	1 13/16	26	2.500
2430V297	9804-0717	30.70	1 1/2	30	1.040	2926V486	9800-0083	49.20	1 13/16	26	2.550
<sup>4</sup> 2430V302	9804-0845	30.90	1 1/2	30	1.050	2926V491	9800-0084	50.00	1 13/16	26	2.550
2430V345	9804-0847	35.20	1 1/2	30	1.170	2926V521	9800-0064	53.00	1 13/16	26	2.700
2430V379	9804-0848	38.60	1 1/2	30	1.270	<sup>4</sup> 2926V534	9804-0861	54.20	1 13/16	26	2.750
2436V331	9804-0366	34.00	1 1/2	36	1.130	2926V546	9800-0067	55.50	1 13/16	26	2.800
2526V302	9800-0069	30.70	1 9/16	26	2.160	2926V574	9800-0085	58.30	1 13/16	26	2.900
2526V314	9800-0002	32.40	1 9/16	26	2.200	2926V586	9800-0068	59.50	1 13/16	26	2.950
2528V370	9804-0851	37.70	1 9/16	28	2.400	2926V606	9800-0015	61.50	1 13/16	26	3.050
2530V300	9800-0521	31.00	1 9/16	30	2.150	2926V616	9800-0149	63.30	1 13/16	26	3.100
2530V335	9804-0852	34.20	1 9/16	30	2.250	2926V636	9800-0086	64.40	1 13/16	26	3.180
2530V470	9804-0791	47.70	1 9/16	30	2.700	2926V646	9800-0087	65.50	1 13/16	26	3.200
2530V490	9800-0326	50.00	1 9/16	30	2.750	2926V666	9800-0088	67.50	1 13/16	26	3.320

<sup>4</sup> Minimum production quantity may apply. Contact Customer Service for availability.

MULTI-SPEED BELTS



# Multi-Speed Belts

## Product No. Series 9800, 9804 & 9833 (continued)

Part No.	Product No.	O.C. (in)	Top Width (in)	Angle	Weight (Lbs.)	Part No.	Product No.	O.C. (in)	Top Width (in)	Angle	Weight (Lbs.)
2926V686	9800-0089	69.50	1 13/16	26	3.400	3326V478	9800-0628	48.50	2 1/16	26	2.400
2926V706	9800-0118	71.50	1 13/16	26	3.500	3430V424	9804-0877	43.30	2 1/8	30	2.350
2926V726	9800-0035	73.50	1 13/16	26	3.550	3430V476	9800-0878	48.80	2 1/8	30	2.650
2926V776	9800-0090	78.50	1 13/16	26	3.750	3432V450	9804-0880	45.80	2 1/8	32	2.520
2926V786	9800-0735	79.40	1 13/16	26	3.850	3432V456	9804-0797	46.50	2 1/8	32	2.550
2926V834	9800-0704	84.20	1 13/16	26	4.050	3432V480	9804-0881	48.80	2 1/8	32	2.670
2926V856	9800-0040	86.40	1 13/16	26	4.100	3432V484	9804-0798	49.30	2 1/8	32	2.700
2926V891	9804-0092	90.00	1 13/16	26	4.300	3432V528	9804-0882	53.40	2 1/8	32	2.920
2926V906	9800-0093	91.50	1 13/16	26	4.350	3432V534	9804-0799	54.30	2 1/8	32	2.970
2926V966	9800-0094	97.50	1 13/16	26	4.600	3436V404	9804-0364	41.30	2 1/8	36	2.270
2926V1006	9800-0095	101.50	1 13/16	26	4.750	3630V455	9804-0883	46.40	2 1/4	30	2.750
2926V1026	9800-0684	103.60	1 13/16	26	4.850	3636V479	9800-0361	48.80	2 1/4	36	3.300
2926V1086	9800-0685	109.60	1 13/16	26	5.100	3726V558	9800-0757	56.90	2 5/16	26	4.400
2930V348	9833-0727	35.50	1 13/16	26	1.950	3826V459	9804-0004	46.80	2 3/8	26	3.700
2930V492	9800-0590	50.00	1 13/16	26	2.560	3826V465	9800-0055	47.50	2 3/8	26	3.730
3028V386	9800-0529	39.40	1 7/8	28	1.710	3830V501	9800-0379	51.00	2 3/8	30	3.800
<sup>4</sup> 3030V357	9800-0692	36.50	1 7/8	30	1.560	3830V510	9800-0689	52.00	2 3/8	30	3.820
3030V387	9800-0694	39.60	1 7/8	30	1.720	3830V517	9800-0614	52.70	2 3/8	30	3.850
<sup>4</sup> 3036V351	9800-0310	36.00	1 7/8	36	1.530	3830V580	9800-0696	59.00	2 3/8	30	4.000
3226V392	9800-0670	39.80	2	26	2.050	3836V418	9800-0124	42.70	2 3/8	36	3.590
3226V400	9800-0012	41.10	2	26	2.100	3836V426	9800-0123	43.60	2 3/8	36	3.600
3226V433	9804-0581	44.10	2	26	2.200	4030V590	9804-0884	60.00	2 1/2	30	4.150
3226V439	9804-0864	44.70	2	26	2.250	4036V541	9800-0562	55.40	2 1/2	36	3.820
3226V450	9800-0695	45.80	2	26	2.300	4036V574	9800-0369	58.30	2 1/2	36	4.020
3226V465	9800-0400	47.40	2	26	2.350	<sup>4</sup> 4230V503	9800-0637	51.40	2 5/8	30	4.350
3226V505	9800-0543	51.40	2	26	2.550	4230V556	9800-0601	56.80	2 5/8	30	4.450
3226V514	9800-0647	52.30	2	26	2.600	4230V605	9800-0489	61.00	2 5/8	30	4.600
3226V545	9800-0477	55.30	2	26	2.750	4234V998	9800-0143	100.90	2 5/8	34	5.500
3226V585	9800-0542	59.40	2	26	2.900	4330V521	9800-0594	53.20	2 11/16	30	4.650
3226V603	9800-0701	61.40	2	26	3.000	4430V510	9800-0513	52.00	2 3/4	30	4.200
3226V650	9804-0763	65.90	2	26	3.200	4430V530	9800-0736	54.00	2 3/4	30	4.300
3226V663	9800-0423	67.40	2	26	3.250	4430V548	9800-0463	55.00	2 3/4	30	4.500
3226V723	9800-0424	73.40	2	26	3.550	4430V555	9800-0132	56.50	2 3/4	30	4.500
3226V783	9800-0700	79.50	2	26	3.800	4430V560	9804-0886	57.00	2 3/4	30	4.630
3226V843	9800-0426	85.40	2	26	4.100	<sup>4</sup> 4430V570	9804-0887	58.00	2 3/4	30	4.700
3226V903	9800-0427	91.40	2	26	4.350	4430V578	9800-0441	59.00	2 3/4	30	4.800
3226V963	9800-0428	97.40	2	26	4.600	4430V600	9804-0803	61.00	2 3/4	30	4.970
3226V1023	9800-0429	103.40	2	26	4.900	4430V610	9800-0111	62.00	2 3/4	30	5.070
3226V1083	9800-0430	109.40	2	26	5.200	4430V630	9800-0442	64.00	2 3/4	30	5.200
3230HV856	9800-0756	86.70	2	30	6.440	4430V652	9804-0888	66.20	2 3/4	30	5.500
3230HV931	9800-0755	94.20	2	30	5.900	4430V660	9800-0443	67.00	2 3/4	30	5.500
3230V419	9800-0653	42.70	2	30	2.000	4430V670	9800-0112	68.00	2 3/4	30	5.650
3230V481	9804-0866	48.90	2	30	2.300	4430V690	9800-0444	70.00	2 3/4	30	5.800
<sup>4</sup> 3230V630	9804-0868	63.80	2	30	3.100	4430V700	9800-0150	71.00	2 3/4	30	5.800
3230V670	9804-0796	67.80	2	30	3.300	4430V730	9800-0065	74.00	2 3/4	30	6.200
<sup>4</sup> 3230V850	9804-0873	85.80	2	30	4.200	4430V740	9800-0445	75.00	2 3/4	30	6.300
3236HV528	9800-0612	53.80	2	36	3.400	4430V760	9804-0806	77.00	2 3/4	30	6.400
3236HV553	9800-0604	56.30	2	36	3.600	4430V772	9833-0723	78.60	2 3/4	30	6.600
3236HV570	9800-0605	58.00	2	36	3.700	4430V790	9800-0113	80.00	2 3/4	30	6.800
3236HV585	9800-0606	59.50	2	36	3.850	4430V850	9800-0114	86.00	2 3/4	30	7.400
3236HV603	9800-0607	61.30	2	36	3.950	4430V910	9800-0115	92.00	2 3/4	30	7.800
3236HV613	9800-0347	62.20	2	36	4.000	4430V970	9800-0116	98.00	2 3/4	30	8.400
3236HV620	9800-0608	63.00	2	36	4.100	4430V1000	9800-0753	101.10	2 3/4	30	8.500
3236HV626	9800-0370	63.60	2	36	4.100	4430V1030	9800-0117	104.00	2 3/4	30	8.900
3236HV644	9800-0371	65.40	2	36	4.270	4430V1090	9800-0153	110.00	2 3/4	30	9.400
3236HV670	9800-0372	68.00	2	36	4.450	4430V1150	9800-0658	116.00	2 3/4	30	9.900
3236HV702	9800-0048	71.10	2	36	4.700	4430V1250	9800-0752	126.10	2 3/4	30	10.800
3236HV723	9800-0431	73.20	2	36	4.850	4430V1320	9800-0171	133.00	2 3/4	30	11.400
3236HV829	9800-0639	83.10	2	36	5.600	4430V1410	9800-0765	142.00	2 3/4	30	12.200
3236V369	9800-0122	37.70	2	36	1.800	4430V1460	9800-0766	147.00	2 3/4	30	12.600
3236V389	9800-0121	39.70	2	36	1.950	4430V1610	9800-0767	162.00	2 3/4	30	14.000
3236V432	9800-0368	44.20	2	36	2.350	<sup>4</sup> 4430V1810	9800-0808	182.00	2 3/4	30	15.900

<sup>4</sup> Minimum production quantity may apply. Contact Customer Service for availability.



# Multi-Speed Belts

## Product No. Series 9800, 9804 & 9833 (continued)

Part No.	Product No.	O.C. (in)	Top Width (in)	Angle	Weight (Lbs.)	Part No.	Product No.	O.C. (in)	Top Width (in)	Angle	Weight (Lbs.)
<sup>4</sup> 4430V1917	9800-0809	192.70	2 3/4	30	16.800	<sup>4</sup> 4836V588	9800-0010	59.80	3	36	6.000
4436V525	9800-0125	53.50	2 3/4	36	4.700	4836V608	9800-0096	61.90	3	36	6.200
4436V551	9800-0154	56.10	2 3/4	36	5.000	4836V618	9800-0155	63.40	3	36	6.400
4436V576	9800-0131	58.60	2 3/4	36	5.300	4836V655	9800-0133	66.60	3	36	6.800
4436V646	9800-0522	65.50	2 3/4	36	6.050	4836V789	9800-0102	80.00	3	36	8.400
4436V714	9800-0363	72.70	2 3/4	36	6.800	4836V850	9800-0031	86.10	3	36	9.100
4626V596	9800-0011	60.60	2 7/8	26	7.100	4836V1180	9800-0758	119.30	3	36	13.000
4630V650	9800-0613	66.10	2 7/8	30	7.350	5126V938	9800-0246	95.00	3 3/16	26	11.650
4630V663	9800-0378	67.30	2 7/8	30	7.400	5130V732	9800-0663	74.60	3 3/16	30	9.400
4630V668	9800-0698	68.10	2 7/8	30	7.450	5228V930	9800-0894	94.40	3 1/4	28	10.500
4630V683	9800-0464	69.30	2 7/8	30	7.500	<sup>5</sup> 5228V930S	9800-0737	94.40	3 1/4	28	21.000
4630V733	9800-0699	74.30	2 7/8	30	7.750	5230V662	9800-0660	67.30	3 1/4	30	7.600
4630V1070	9800-0034	108.10	2 7/8	30	9.300	5230V734	9800-0893	75.30	3 1/4	30	8.500
4632V722	9800-0510	73.50	2 7/8	32	7.700	<sup>5</sup> 5230V734S	9800-0657	75.30	3 1/4	30	16.800
4830V602	9800-0652	61.10	3	30	6.000	5230V867	9800-0895	88.30	3 1/4	30	9.950
<sup>4</sup> 4830V614	9800-0548	62.50	3	30	6.050	<sup>4,5</sup> 5230V867S	9800-0659	88.30	3 1/4	30	20.000
4830V653	9800-0546	66.40	3	30	6.400	<sup>4</sup> 5636V750	9800-0235	76.40	3 1/2	36	12.390
4830V692	9800-0545	70.30	3	30	6.750	5636V774	9800-0237	78.70	3 1/2	36	10.950
4830V699	9800-0610	71.00	3	30	6.750	5830V756	9800-0661	76.90	3 5/8	30	13.000
4830V730	9800-0544	74.10	3	30	7.100	5836V737	9800-0309	75.00	3 5/8	36	13.000
4830V750	9800-0813	76.00	3	30	7.200	6036V850	9800-0105	86.30	3 3/4	36	11.300
4830V850	9800-0566	86.10	3	30	8.000	6236V694	9800-0147	70.80	3 7/8	36	9.200
4830V970	9800-0567	98.10	3	30	9.000	6236V762	9800-0104	77.60	3 7/8	36	10.800
<sup>4</sup> 4830V1070	9800-0598	108.10	3	30	9.750	<sup>4</sup> 6236V905	9800-0013	91.90	3 7/8	36	14.380

MULTI-SPEED BELTS

<sup>4</sup> Minimum production quantity may apply. Contact Customer Service for availability.

<sup>5</sup> Set of 2.



## Quick-Link<sup>®</sup> - Emergency V-Belts

### Recommended Sheaves

Multi-Duty Sheaves

### Notes

Quick-Link does not meet ARPM requirements for V-belt static conductivity.

Quick-Link is available in lengths noted below.

**WARNING:** Do NOT use with backside idlers.

---

### Product No. Series 7760

Part No.	Product No.	Top Width (in)	Std. Box (ft)	Std. Sleeve (ft)	Weight (Lbs.)
0/3L Quick-Link	7760-6107	3/8	25	—	.048
A/4L Quick-Link	7760-6108	1/2	25	—	.068
A/4L-5 Quick-Link	7760-6111	1/2	—	5	.070
B/5L Quick-Link	7760-6109	21/32	25	—	.104
B/5L-6 Quick-Link	7760-6112	21/32	—	6	.100
C Quick-Link	7760-6110	7/8	25	—	.156



# Nu-T-Link® Belting

## Recommended Sheaves

Multi-Duty Sheaves

### Notes

Nu-T-Link does not meet RMA requirements for V-belt static conductivity.

Nu-T-Link is available in 50 foot reels.

The studs are color coded: 0 - Red; A - Silver; B - Green; C - Blue; D - Black; E - Black.

**WARNING:** Do NOT use with backside idlers.

## Product No. Series 7760

### Nu-T-Link®

Part No.	Product No.	Cross Section	Top Width (in)	Std. Roll (ft)	Weight (Lbs.)
NTL/0	7760-6101	0	3/8	50	.100
NTL/A	7760-6102	A	1/2	50	.120
NTL/B	7760-6103	B	21/32	50	.160
NTL/C	7760-6104	C	7/8	50	.210

NOTE: A Nu-T-Link assembly tool will be supplied free of charge with belting. Additional assembly tools are available. Contact Customer Service for availability.

### Nu-T-Link® Belting Assembly Tool

Part No.	Product No.
NTL/TOOL	7469-0701



## Easy-Splice V-Belting

### Recommended Sheaves

Multi-Duty Sheaves

### Notes

Easy-Splice fasteners are not available from Gates. Contact Flexible Steel Lacing Company in Downers Grove, IL at (630) 971-0150 or [www.flexco.com](http://www.flexco.com).

Easy-Splice is available in cross sections A-VO, B-VO, C-VO, D-VO and BB-VO, which correspond to the A, B, C, D, and BB standard industrial V-belt cross sections.

Sold in full rolls only.

### Product No. Series 9300 & 9310

Part No.	Product No.	Std. Roll (ft)	Top Width (in)	Weight (Lbs.)	Max. Pieces Std. Roll	Min. Length Ea. Piece (ft)
AVO/525	9300-0102	525 +/- 10 ft.	1/2	.092	3	20
BBVO/350	9310-0104	350 +/- 30 ft.	21/32	.110	4	20
BVO/500	9300-0103	500 +/- 10 ft.	21/32	.141	3	20
CVO/450	9300-0104	450 +/- 10 ft.	7/8	.210	3	20
DVO/160	9300-0105	160 +/- 10 ft.	1 1/4	.481	3	20



# Truflex® V-Belts

## Recommended Sheaves

Light-Duty Sheaves-Bored-to-Size/Light-Duty Sheaves-Bushed/Light-Duty Sheaves-Variable Pitch

### Notes

Truflex belts are offered in cross sections 2L (0), 3L (1), 4L (2), 5L (3).

LIGHT DUTY V-BELTS

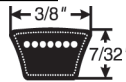
## Product No. Series 8400

### 0 or 2L Section



Part No.	Industry No.	Product No.	O.C. (in)	Weight (Lbs.)	Customer Pack	Part No.	Industry No.	Product No.	O.C. (in)	Weight (Lbs.)	Customer Pack
0100	2L100	8400-0100	10.00	.015	1	0240	2L240	8400-0240	24.00	.036	1
0110	2L110	8400-0110	11.00	.016	1	0250	2L250	8400-0250	25.00	.020	1
0120	2L120	8400-0120	12.00	.020	1	0260	2L260	8400-0260	26.00	.040	1
0130	2L130	8400-0130	13.00	.020	1	0270	2L270	8400-0270	27.00	.042	1
0140	2L140	8400-0140	14.00	.021	1	0280	2L280	8400-0280	28.00	.043	1
0150	2L150	8400-0150	15.00	.023	1	0290	2L290	8400-0290	29.00	.044	1
0160	2L160	8400-0160	16.00	.024	1	0310	2L310	8400-0310	31.00	.048	1
0170	2L170	8400-0170	17.00	.026	1	0340	2L340	8400-0340	34.00	.052	1
0180	2L180	8400-0180	18.00	.028	1	0350	2L350	8400-0350	35.00	.054	1
0190	2L190	8400-0190	19.00	.029	1	0360	2L360	8400-0360	36.00	.056	1
0200	2L200	8400-0200	20.00	.030	1	0380	2L380	8400-0380	38.00	.059	1
0210	2L210	8400-0210	21.00	.032	1	0460	2L460	8400-0460	46.00	.071	1
0230	2L230	8400-0230	23.00	.034	1						

### 1 or 3L Section

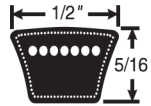


Part No.	Industry No.	Product No.	O.C. (in)	Weight (Lbs.)	Customer Pack	Part No.	Industry No.	Product No.	O.C. (in)	Weight (Lbs.)	Customer Pack
1110	3L110	8400-1110	11.00	.059	1	1400	3L400	8400-1400	40.00	.130	1
1120	3L120	8400-1120	12.00	.060	1	1410	3L410	8400-1410	41.00	.132	1
1130	3L130	8400-1130	13.00	.063	1	1415	3L415	8400-1415	41.50	.133	1
1140	3L140	8400-1140	14.00	.067	1	1420	3L420	8400-1420	42.00	.134	1
1150	3L150	8400-1150	15.00	.068	1	1430	3L430	8400-1430	43.00	.137	1
1160	3L160	8400-1160	16.00	.070	1	1440	3L440	8400-1440	44.00	.140	1
1170	3L170	8400-1170	17.00	.073	1	1450	3L450	8400-1450	45.00	.142	1
1180	3L180	8400-1180	18.00	.076	1	1460	3L460	8400-1460	46.00	.145	1
1190	3L190	8400-1190	19.00	.078	1	1470	3L470	8400-1470	47.00	.148	1
1200	3L200	8400-1200	20.00	.080	1	1480	3L480	8400-1480	48.00	.150	1
1210	3L210	8400-1210	21.00	.075	1	1490	3L490	8400-1490	49.00	.152	1
1220	3L220	8400-1220	22.00	.085	1	1500	3L500	8400-1500	50.00	.154	1
1230	3L230	8400-1230	23.00	.088	1	1510	3L510	8400-1510	51.00	.157	1
1240	3L240	8400-1240	24.00	.100	1	1520	3L520	8400-1520	52.00	.159	1
1245	3L245	8400-1245	24.50	.090	1	1530	3L530	8400-1530	53.00	.162	1
1250	3L250	8400-1250	25.00	.093	1	1540	3L540	8400-1540	54.00	.165	1
1255	3L255	8400-1255	25.50	.094	1	1550	3L550	8400-1550	55.00	.167	1
1260	3L260	8400-1260	26.00	.095	1	1560	3L560	8400-1560	56.00	.169	1
1265	3L265	8400-1265	26.50	.096	1	1570	3L570	8400-1570	57.00	.173	1
1270	3L270	8400-1270	27.00	.097	1	1580	3L580	8400-1580	58.00	.174	1
1275	3L275	8400-1275	27.50	.098	1	1590	3L590	8400-1590	59.00	.177	1
1280	3L280	8400-1280	28.00	.099	1	1600	3L600	8400-1600	60.00	.178	1
1285	3L285	8400-1285	28.50	.101	1	1610	3L610	8400-1610	61.00	.183	1
1290	3L290	8400-1290	29.00	.102	1	1620	3L620	8400-1620	62.00	.184	1
1293	3L293	8400-1293	29.25	.103	1	1630	3L630	8400-1630	63.00	.186	1
1300	3L300	8400-1300	30.00	.105	1	1640	3L640	8400-1640	64.00	.189	1
1310	3L310	8400-1310	31.00	.107	1	1650	3L650	8400-1650	65.00	.192	1
1320	3L320	8400-1320	32.00	.110	1	1660	3L660	8400-1660	66.00	.194	1
1330	3L330	8400-1330	33.00	.113	1	1670	3L670	8400-1670	67.00	.195	1
1340	3L340	8400-1340	34.00	.115	1	1675	3L675	8400-1675	67.50	.196	1
1345	3L345	8400-1345	34.25	.116	1	1680	3L680	8400-1680	68.00	.199	1
1350	3L350	8400-1350	35.00	.119	1	1690	3L690	8400-1690	69.00	.203	1
1360	3L360	8400-1360	36.00	.119	1	1700	3L700	8400-1700	70.00	.204	1
1370	3L370	8400-1370	37.00	.122	1	1710	3L710	8400-1710	71.00	.206	1
1380	3L380	8400-1380	38.00	.123	1	1730	3L730	8400-1730	73.00	.211	1
1390	3L390	8400-1390	39.00	.127	1	1740	3L740	8400-1740	74.00	.213	1



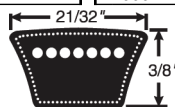
# Truflex® V-Belts

Product No. Series 8400 (continued)



2 or 4L Section

Part No.	Industry No.	Product No.	O.C. (in)	Weight (Lbs.)	Customer Pack	Part No.	Industry No.	Product No.	O.C. (in)	Weight (Lbs.)	Customer Pack
2150	4L150	8400-2150	15.00	.080	1	2510	4L510	8400-2510	51.00	.270	1
2160	4L160	8400-2160	16.00	.075	1	2520	4L520	8400-2520	52.00	.280	1
2170	4L170	8400-2170	17.00	.090	1	2530	4L530	8400-2530	53.00	.280	1
2180	4L180	8400-2180	18.00	.100	1	2540	4L540	8400-2540	54.00	.290	1
2188	4L188	8400-2188	18.75	.100	1	2550	4L550	8400-2550	55.00	.300	1
2190	4L190	8400-2190	19.00	.110	1	2560	4L560	8400-2560	56.00	.300	1
2200	4L200	8400-2200	20.00	.110	1	2570	4L570	8400-2570	57.00	.300	1
2210	4L210	8400-2210	21.00	.110	1	2580	4L580	8400-2580	58.00	.310	1
2215	4L215	8400-2215	21.50	.110	1	2590	4L590	8400-2590	59.00	.310	1
2220	4L220	8400-2220	22.00	.120	1	2600	4L600	8400-2600	60.00	.320	1
2230	4L230	8400-2230	23.00	.120	1	2610	4L610	8400-2610	61.00	.330	1
2235	4L235	8400-2235	23.50	.100	1	2620	4L620	8400-2620	62.00	.330	1
2240	4L240	8400-2240	24.00	.120	1	2630	4L630	8400-2630	63.00	.340	1
2250	4L250	8400-2250	25.00	.130	1	2640	4L640	8400-2640	64.00	.340	1
2255	4L255	8400-2255	25.50	.140	1	2650	4L650	8400-2650	65.00	.350	1
2260	4L260	8400-2260	26.00	.140	1	2660	4L660	8400-2660	66.00	.350	1
2270	4L270	8400-2270	27.00	.150	1	2670	4L670	8400-2670	67.00	.360	1
2275	4L275	8400-2275	27.50	.150	1	2680	4L680	8400-2680	68.00	.360	1
2280	4L280	8400-2280	28.00	.150	1	2690	4L690	8400-2690	69.00	.370	1
2285	4L285	8400-2285	28.50	.150	1	2700	4L700	8400-2700	70.00	.370	1
2290	4L290	8400-2290	29.00	.150	1	2710	4L710	8400-2710	71.00	.380	1
2295	4L295	8400-2295	29.50	.160	1	2720	4L720	8400-2720	72.00	.390	1
2300	4L300	8400-2300	30.00	.160	1	2730	4L730	8400-2730	73.00	.390	1
2310	4L310	8400-2310	31.00	.160	1	2740	4L740	8400-2740	74.00	.400	1
2318	4L318	8400-2318	31.75	.170	1	2750	4L750	8400-2750	75.00	.400	1
2320	4L320	8400-2320	32.00	.170	1	2760	4L760	8400-2760	76.00	.410	1
2328	4L328	8400-2328	32.75	.180	1	2770	4L770	8400-2770	77.00	.410	1
2330	4L330	8400-2330	33.00	.180	1	2780	4L780	8400-2780	78.00	.420	1
2333	4L333	8400-2333	33.25	.180	1	2790	4L790	8400-2790	79.00	.420	1
2338	4L338	8400-2338	33.75	.180	1	2800	4L800	8400-2800	80.00	.430	1
2340	4L340	8400-2340	34.00	.190	1	2810	4L810	8400-2810	81.00	.440	1
2346	4L346	8400-2346	34.50	.190	1	2820	4L820	8400-2820	82.00	.440	1
2350	4L350	8400-2350	35.00	.190	1	2830	4L830	8400-2830	83.00	.450	1
2360	4L360	8400-2360	36.00	.200	1	2840	4L840	8400-2840	84.00	.450	1
2370	4L370	8400-2370	37.00	.200	1	2850	4L850	8400-2850	85.00	.460	1
2380	4L380	8400-2380	38.00	.200	1	2860	4L860	8400-2860	86.00	.460	1
2390	4L390	8400-2390	39.00	.210	1	2870	4L870	8400-2870	87.00	.470	1
2400	4L400	8400-2400	40.00	.210	1	2880	4L880	8400-2880	88.00	.470	1
2405	4L405	8400-2405	40.50	.210	1	2890	4L890	8400-2890	89.00	.480	1
2410	4L410	8400-2410	41.00	.220	1	2900	4L900	8400-2900	90.00	.480	1
2420	4L420	8400-2420	42.00	.220	1	2910	4L910	8400-2910	91.00	.490	1
2430	4L430	8400-2430	43.00	.230	1	2920	4L920	8400-2920	92.00	.500	1
2440	4L440	8400-2440	44.00	.230	1	2930	4L930	8400-2930	93.00	.500	1
2450	4L450	8400-2450	45.00	.240	1	2940	4L940	8400-2940	94.00	.500	1
2460	4L460	8400-2460	46.00	.240	1	2950	4L950	8400-2950	95.00	.510	1
2470	4L470	8400-2470	47.00	.250	1	2960	4L960	8400-2960	96.00	.510	1
2475	4L475	8400-2475	47.50	.250	1	2970	4L970	8400-2970	97.00	.520	1
2480	4L480	8400-2480	48.00	.250	1	2980	4L980	8400-2980	98.00	.530	1
2490	4L490	8400-2490	49.00	.260	1	2990	4L990	8400-2990	99.00	.530	1
2500	4L500	8400-2500	50.00	.260	1	2999	4L1000	8400-2100	100.00	.540	1



3 or 5L Section

Part No.	Industry No.	Product No.	O.C. (in)	Weight (Lbs.)	Customer Pack	Part No.	Industry No.	Product No.	O.C. (in)	Weight (Lbs.)	Customer Pack
3230	5L230	8400-3230	23.00	.200	1	3265	5L265	8400-3265	26.50	.230	1
3240	5L240	8400-3240	24.00	.220	1	3270	5L270	8400-3270	27.00	.240	1
3250	5L250	8400-3250	25.00	.220	1	3280	5L280	8400-3280	28.00	.250	1
3260	5L260	8400-3260	26.00	.230	1	3290	5L290	8400-3290	29.00	.250	1

LIGHT DUTY V-BELTS



# Truflex® V-Belts

## Product No. Series 8400 (continued)

### 3 or 5L Section (continued)

LIGHT DUTY V-BELTS

Part No.	Industry No.	Product No.	O.C. (in)	Weight (Lbs.)	Customer Pack	Part No.	Industry No.	Product No.	O.C. (in)	Weight (Lbs.)	Customer Pack
3300	5L300	8400-3300	30.00	.260	1	3650	5L650	8400-3650	65.00	.550	1
3310	5L310	8400-3310	31.00	.270	1	3660	5L660	8400-3660	66.00	.560	1
3320	5L320	8400-3320	32.00	.280	1	3670	5L670	8400-3670	67.00	.570	1
3330	5L330	8400-3330	33.00	.290	1	3680	5L680	8400-3680	68.00	.580	1
3340	5L340	8400-3340	34.00	.300	1	3690	5L690	8400-3690	69.00	.590	1
3350	5L350	8400-3350	35.00	.300	1	3700	5L700	8400-3700	70.00	.600	1
3355	5L355	8400-3355	35.50	.310	1	3710	5L710	8400-3710	71.00	.600	1
3360	5L360	8400-3360	36.00	.310	1	3720	5L720	8400-3720	72.00	.610	1
3370	5L370	8400-3370	37.00	.320	1	3730	5L730	8400-3730	73.00	.620	1
3380	5L380	8400-3380	38.00	.330	1	3740	5L740	8400-3740	74.00	.625	1
3390	5L390	8400-3390	39.00	.340	1	3750	5L750	8400-3750	75.00	.630	1
3400	5L400	8400-3400	40.00	.350	1	3760	5L760	8400-3760	76.00	.645	1
3410	5L410	8400-3410	41.00	.350	1	3770	5L770	8400-3770	77.00	.650	1
3420	5L420	8400-3420	42.00	.360	1	3780	5L780	8400-3780	78.00	.660	1
3430	5L430	8400-3430	43.00	.370	1	3790	5L790	8400-3790	79.00	.670	1
3440	5L440	8400-3440	44.00	.380	1	3800	5L800	8400-3800	80.00	.670	1
3450	5L450	8400-3450	45.00	.390	1	3810	5L810	8400-3810	81.00	.680	1
3460	5L460	8400-3460	46.00	.400	1	3820	5L820	8400-3820	82.00	.690	1
3470	5L470	8400-3470	47.00	.400	1	3830	5L830	8400-3830	83.00	.700	1
3480	5L480	8400-3480	48.00	.410	1	3840	5L840	8400-3840	84.00	.710	1
3490	5L490	8400-3490	49.00	.420	1	3850	5L850	8400-3850	85.00	.720	1
3500	5L500	8400-3500	50.00	.430	1	3860	5L860	8400-3860	86.00	.730	1
3510	5L510	8400-3510	51.00	.440	1	3870	5L870	8400-3870	87.00	.730	1
3520	5L520	8400-3520	52.00	.450	1	3880	5L880	8400-3880	88.00	.740	1
3530	5L530	8400-3530	53.00	.450	1	3890	5L890	8400-3890	89.00	.750	1
3540	5L540	8400-3540	54.00	.460	1	3900	5L900	8400-3900	90.00	.760	1
3550	5L550	8400-3550	55.00	.470	1	3910	5L910	8400-3910	91.00	.770	1
3560	5L560	8400-3560	56.00	.480	1	3920	5L920	8400-3920	92.00	.780	1
3570	5L570	8400-3570	57.00	.490	1	3930	5L930	8400-3930	93.00	.780	1
3580	5L580	8400-3580	58.00	.490	1	3940	5L940	8400-3940	94.00	.790	1
3590	5L590	8400-3590	59.00	.500	1	3950	5L950	8400-3950	95.00	.800	1
3600	5L600	8400-3600	60.00	.510	1	3960	5L960	8400-3960	96.00	.810	1
3610	5L610	8400-3610	61.00	.520	1	3970	5L970	8400-3970	97.00	.815	1
3620	5L620	8400-3620	62.00	.530	1	3980	5L980	8400-3980	98.00	.825	1
3630	5L630	8400-3630	63.00	.540	1	3990	5L990	8400-3990	99.00	.830	1
3640	5L640	8400-3640	64.00	.550	1	3999	5L1000	8400-3100	100.00	.840	1



# PoweRated® V-Belts

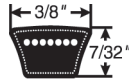
## Recommended Sheaves

Light-Duty Sheaves-Bored-to-Size/Light-Duty Sheaves-Bushed/Light-Duty Sheaves-Variable Pitch

### Notes

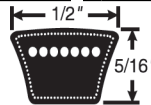
PoweRated belts do not meet RMA requirements for static conductivity.

## Product No. Series 8423



### 1 or 3L Section

Part No.	Industry No.	Product No.	O.C. (in)	Weight (Lbs.)	Customer Pack	Part No.	Industry No.	Product No.	O.C. (in)	Weight (Lbs.)	Customer Pack
6716	3L160K	8423-6716	16.00	.060	1	6742	3L420K	8423-6742	42.00	.150	1
6717	3L170K	8423-6717	17.00	.065	1	6743	3L430K	8423-6743	43.00	.150	1
6718	3L180K	8423-6718	18.00	.070	1	6744	3L440K	8423-6744	44.00	.155	1
6719	3L190K	8423-6719	19.00	.070	1	6745	3L450K	8423-6745	45.00	.160	1
6720	3L200K	8423-6720	20.00	.080	1	6746	3L460K	8423-6746	46.00	.160	1
6721	3L210K	8423-6721	21.00	.150	1	6747	3L470K	8423-6747	47.00	.165	1
6722	3L220K	8423-6722	22.00	.100	1	6748	3L480K	8423-6748	48.00	.170	1
6723	3L230K	8423-6723	23.00	.075	1	6749	3L490K	8423-6749	49.00	.170	1
6724	3L240K	8423-6724	24.00	.090	1	6750	3L500K	8423-6750	50.00	.175	1
6725	3L250K	8423-6725	25.00	.090	1	6751	3L510K	8423-6751	51.00	.180	1
6726	3L260K	8423-6726	26.00	.095	1	6752	3L520K	8423-6752	52.00	.180	1
6727	3L270K	8423-6727	27.00	.100	1	6753	3L530K	8423-6753	53.00	.185	1
6728	3L280K	8423-6728	28.00	.100	1	6754	3L540K	8423-6754	54.00	.190	1
6729	3L290K	8423-6729	29.00	.105	1	6755	3L550K	8423-6755	55.00	.195	1
6730	3L300K	8423-6730	30.00	.110	1	6756	3L560K	8423-6756	56.00	.195	1
6731	3L310K	8423-6731	31.00	.110	1	6757	3L570K	8423-6757	57.00	.200	1
6732	3L320K	8423-6732	32.00	.115	1	6758	3L580K	8423-6758	58.00	.205	1
6733	3L330K	8423-6733	33.00	.115	1	6759	3L590K	8423-6759	59.00	.205	1
6734	3L340K	8423-6734	34.00	.120	1	6760	3L600K	8423-6760	60.00	.210	1
6735	3L350K	8423-6735	35.00	.125	1	6761	3L610K	8423-6761	61.00	.215	1
6736	3L360K	8423-6736	36.00	.125	1	6762	3L620K	8423-6762	62.00	.220	1
6737	3L370K	8423-6737	37.00	.130	1	6763	3L630K	8423-6763	63.00	.220	1
6738	3L380K	8423-6738	38.00	.135	1	6764	3L640K	8423-6764	64.00	.225	1
6739	3L390K	8423-6739	39.00	.140	1	6765	3L650K	8423-6765	65.00	.230	1
6740	3L400K	8423-6740	40.00	.140	1	6766	3L660K	8423-6766	66.00	.230	1
6741	3L410K	8423-6741	41.00	.145	1	6774	3L740K	8423-6774	74.00	.260	1



### 2 or 4L Section

Part No.	Industry No.	Product No.	O.C. (in)	Weight (Lbs.)	Customer Pack	Part No.	Industry No.	Product No.	O.C. (in)	Weight (Lbs.)	Customer Pack
6817	4L170K	8423-6817	17.00	.110	1	6840	4L400K	8423-6840	40.00	.240	1
6818	4L180K	8423-6818	18.00	.110	1	6841	4L410K	8423-6841	41.00	.250	1
6819	4L190K	8423-6819	19.00	.120	1	6842	4L420K	8423-6842	42.00	.250	1
6820	4L200K	8423-6820	20.00	.100	1	6843	4L430K	8423-6843	43.00	.260	1
6821	4L210K	8423-6821	21.00	.100	1	6844	4L440K	8423-6844	44.00	.270	1
6822	4L220K	8423-6822	22.00	.130	1	6845	4L450K	8423-6845	45.00	.280	1
6823	4L230K	8423-6823	23.00	.150	1	6846	4L460K	8423-6846	46.00	.280	1
6824	4L240K	8423-6824	24.00	.150	1	6847	4L470K	8423-6847	47.00	.290	1
6825	4L250K	8423-6825	25.00	.150	1	6848	4L480K	8423-6848	48.00	.290	1
6826	4L260K	8423-6826	26.00	.160	1	6849	4L490K	8423-6849	49.00	.300	1
6827	4L270K	8423-6827	27.00	.170	1	6850	4L500K	8423-6850	50.00	.300	1
6828	4L280K	8423-6828	28.00	.170	1	6851	4L510K	8423-6851	51.00	.310	1
6829	4L290K	8423-6829	29.00	.180	1	6852	4L520K	8423-6852	52.00	.320	1
6830	4L300K	8423-6830	30.00	.180	1	6853	4L530K	8423-6853	53.00	.320	1
6831	4L310K	8423-6831	31.00	.190	1	6854	4L540K	8423-6854	54.00	.330	1
6832	4L320K	8423-6832	32.00	.200	1	6855	4L550K	8423-6855	55.00	.330	1
6833	4L330K	8423-6833	33.00	.200	1	6856	4L560K	8423-6856	56.00	.340	1
6834	4L340K	8423-6834	34.00	.210	1	6857	4L570K	8423-6857	57.00	.350	1
6835	4L350K	8423-6835	35.00	.210	1	6858	4L580K	8423-6858	58.00	.350	1
6836	4L360K	8423-6836	36.00	.220	1	6859	4L590K	8423-6859	59.00	.360	1
6837	4L370K	8423-6837	37.00	.220	1	6860	4L600K	8423-6860	60.00	.360	1
6838	4L380K	8423-6838	38.00	.230	1	6861	4L610K	8423-6861	61.00	.370	1
6839	4L390K	8423-6839	39.00	.240	1	6862	4L620K	8423-6862	62.00	.380	1

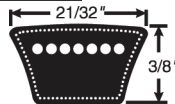


# PowerRated® V-Belts

Product No. Series 8423 (continued)

2 or 4L Section (continued)

Part No.	Industry No.	Product No.	O.C. (in)	Weight (Lbs.)	Customer Pack	Part No.	Industry No.	Product No.	O.C. (in)	Weight (Lbs.)	Customer Pack
6863	4L630K	8423-6863	63.00	.380	1	6884	4L840K	8423-6884	84.00	.510	1
6864	4L640K	8423-6864	64.00	.390	1	6885	4L850K	8423-6885	85.00	.510	1
6865	4L650K	8423-6865	65.00	.390	1	6886	4L860K	8423-6886	86.00	.520	1
6866	4L660K	8423-6866	66.00	.400	1	6887	4L870K	8423-6887	87.00	.530	1
6867	4L670K	8423-6867	67.00	.400	1	6888	4L880K	8423-6888	88.00	.530	1
6868	4L680K	8423-6868	68.00	.410	1	6889	4L890K	8423-6889	89.00	.540	1
6869	4L690K	8423-6869	69.00	.420	1	6890	4L900K	8423-6890	90.00	.550	1
6870	4L700K	8423-6870	70.00	.430	1	6891	4L910K	8423-6891	91.00	.550	1
6871	4L710K	8423-6871	71.00	.430	1	6892	4L920K	8423-6892	92.00	.560	1
6872	4L720K	8423-6872	72.00	.440	1	6893	4L930K	8423-6893	93.00	.560	1
6873	4L730K	8423-6873	73.00	.450	1	6894	4L940K	8423-6894	94.00	.570	1
6874	4L740K	8423-6874	74.00	.450	1	6895	4L950K	8423-6895	95.00	.580	1
6875	4L750K	8423-6875	75.00	.460	1	6896	4L960K	8423-6896	96.00	.580	1
6876	4L760K	8423-6876	76.00	.450	1	6897	4L970K	8423-6897	97.00	.590	1
6877	4L770K	8423-6877	77.00	.470	1	6898	4L980K	8423-6898	98.00	.590	1
6878	4L780K	8423-6878	78.00	.470	1	6899	4L990K	8423-6899	99.00	.600	1
6879	4L790K	8423-6879	79.00	.480	1	68100	4L1000K	8423-8100	100.00	.650	1
6880	4L800K	8423-6880	80.00	.480	1	68105	4L1050K	8423-8105	105.00	.700	1
6881	4L810K	8423-6881	81.00	.490	1	68107	4L1070K	8423-8107	107.00	.700	1
6882	4L820K	8423-6882	82.00	.500	1	68117	4L1170K	8423-8117	117.00	.750	1
6883	4L830K	8423-6883	83.00	.500	1						



3 or 5L Section

Part No.	Industry No.	Product No.	O.C. (in)	Weight (Lbs.)	Customer Pack	Part No.	Industry No.	Product No.	O.C. (in)	Weight (Lbs.)	Customer Pack
6923	5L230K	8423-6923	23.00	.200	1	6956	5L560K	8423-6956	56.00	.540	1
6924	5L240K	8423-6924	24.00	.230	1	6957	5L570K	8423-6957	57.00	.550	1
6925	5L250K	8423-6925	25.00	.240	1	6958	5L580K	8423-6958	58.00	.550	1
6926	5L260K	8423-6926	26.00	.250	1	6959	5L590K	8423-6959	59.00	.560	1
6927	5L270K	8423-6927	27.00	.260	1	6960	5L600K	8423-6960	60.00	.570	1
6928	5L280K	8423-6928	28.00	.270	1	6961	5L610K	8423-6961	61.00	.580	1
6929	5L290K	8423-6929	29.00	.280	1	6962	5L620K	8423-6962	62.00	.590	1
6930	5L300K	8423-6930	30.00	.290	1	6963	5L630K	8423-6963	63.00	.600	1
6931	5L310K	8423-6931	31.00	.300	1	6964	5L640K	8423-6964	64.00	.610	1
6932	5L320K	8423-6932	32.00	.310	1	6965	5L650K	8423-6965	65.00	.620	1
6933	5L330K	8423-6933	33.00	.320	1	6966	5L660K	8423-6966	66.00	.620	1
6934	5L340K	8423-6934	34.00	.330	1	6967	5L670K	8423-6967	67.00	.630	1
6935	5L350K	8423-6935	35.00	.340	1	6968	5L680K	8423-6968	68.00	.650	1
6936	5L360K	8423-6936	36.00	.350	1	6969	5L690K	8423-6969	69.00	.660	1
6937	5L370K	8423-6937	37.00	.360	1	6970	5L700K	8423-6970	70.00	.670	1
6938	5L380K	8423-6938	38.00	.360	1	6971	5L710K	8423-6971	71.00	.680	1
6939	5L390K	8423-6939	39.00	.370	1	6972	5L720K	8423-6972	72.00	.680	1
6940	5L400K	8423-6940	40.00	.380	1	6973	5L730K	8423-6973	73.00	.700	1
6941	5L410K	8423-6941	41.00	.390	1	6974	5L740K	8423-6974	74.00	.750	1
6942	5L420K	8423-6942	42.00	.400	1	6975	5L750K	8423-6975	75.00	.710	1
6943	5L430K	8423-6943	43.00	.410	1	6976	5L760K	8423-6976	76.00	.720	1
6944	5L440K	8423-6944	44.00	.420	1	6977	5L770K	8423-6977	77.00	.730	1
6945	5L450K	8423-6945	45.00	.430	1	6978	5L780K	8423-6978	78.00	.740	1
6946	5L460K	8423-6946	46.00	.440	1	6979	5L790K	8423-6979	79.00	.750	1
6947	5L470K	8423-6947	47.00	.450	1	6980	5L800K	8423-6980	80.00	.760	1
6948	5L480K	8423-6948	48.00	.460	1	6981	5L810K	8423-6981	81.00	.770	1
6949	5L490K	8423-6949	49.00	.470	1	6982	5L820K	8423-6982	82.00	.780	1
6950	5L500K	8423-6950	50.00	.480	1	6983	5L830K	8423-6983	83.00	.790	1
6951	5L510K	8423-6951	51.00	.490	1	6984	5L840K	8423-6984	84.00	.800	1
6952	5L520K	8423-6952	52.00	.500	1	6985	5L850K	8423-6985	85.00	.810	1
6953	5L530K	8423-6953	53.00	.510	1	6986	5L860K	8423-6986	86.00	.820	1
6954	5L540K	8423-6954	54.00	.510	1	6987	5L870K	8423-6987	87.00	.830	1
6955	5L550K	8423-6955	55.00	.520	1	6988	5L880K	8423-6988	88.00	.840	1



# PowerRated® V-Belts

**Product No. Series 8423 (continued)**

**3 or 5L Section (continued)**

Part No.	Industry No.	Product No.	O.C. (in)	Weight (Lbs.)	Customer Pack	Part No.	Industry No.	Product No.	O.C. (in)	Weight (Lbs.)	Customer Pack
6989	5L890K	8423-6989	89.00	.850	1	6995	5L950K	8423-6995	95.00	.900	1
6990	5L900K	8423-6990	90.00	.850	1	6996	5L960K	8423-6996	96.00	.910	1
6991	5L910K	8423-6991	91.00	.860	1	6997	5L970K	8423-6997	97.00	.920	1
6992	5L920K	8423-6992	92.00	.870	1	6998	5L980K	8423-6998	98.00	.930	1
6993	5L930K	8423-6993	93.00	.880	1	6999	5L990K	8423-6999	99.00	.940	1
6994	5L940K	8423-6994	94.00	.890	1	69100	5L1000K	8423-9100	100.00	.900	1

LIGHT DUTY V-BELTS



# Polyflex® Belts

## Recommended Sheaves

Contact the Gates Made-To-Order Metals Team.

### Notes

Matched sets may have a manufacturing lead time and minimum order quantities may apply. Contact Customer Service for details. Polyflex Belts are available in 3M, 5M, 7M, and 11M cross sections.

LIGHT DUTY V-BELTS

## Product No. Series 8901

Nominal Top Width: 1/8"

### 3M

Part No.	Product No.	Effective Length (in)	Part No.	Product No.	Effective Length (in)	Part No.	Product No.	Effective Length (in)
3M180	8901-0180	7.09	3M290	8901-0290	11.42	3M475	8901-0475	18.70
3M185	8901-0185	7.28	3M300	8901-0300	11.81	3M487	8901-0487	19.17
3M190	8901-0190	7.48	3M307	8901-0307	12.09	3M500	8901-0500	19.69
3M195	8901-0195	7.68	3M315	8901-0315	12.40	3M515	8901-0515	20.28
3M200	8901-0200	7.87	3M325	8901-0325	12.80	3M530	8901-0530	20.87
3M206	8901-0206	8.11	3M335	8901-0335	13.19	3M545	8901-0545	21.46
3M212	8901-0212	8.35	3M345	8901-0345	13.58	3M560	8901-0560	22.05
3M218	8901-0218	8.58	3M355	8901-0355	13.98	3M580	8901-0580	22.83
3M224	8901-0224	8.82	3M365	8901-0365	14.37	3M600	8901-0600	23.62
3M230	8901-0230	9.06	3M375	8901-0375	14.76	3M615	8901-0615	24.21
3M236	8901-0236	9.29	3M387	8901-0387	15.24	3M630	8901-0630	24.80
3M243	8901-0243	9.57	3M400	8901-0400	15.75	3M650	8901-0650	25.59
3M250	8901-0250	9.84	3M412	8901-0412	16.22	3M670	8901-0670	26.38
3M258	8901-0258	10.16	3M425	8901-0425	16.73	3M690	8901-0690	27.17
3M265	8901-0265	10.43	3M437	8901-0437	17.20	3M710	8901-0710	27.95
3M272	8901-0272	10.71	3M450	8901-0450	17.72	3M730	8901-0730	28.74
3M280	8901-0280	11.02	3M462	8901-0462	18.19	3M750	8901-0750	29.53

## Product No. Series 8902

Nominal Strand Width: 3/16"

### 5M

Part No.	Product No.	Effective Length (in)	Part No.	Product No.	Effective Length (in)	Part No.	Product No.	Effective Length (in)
5M280	8902-0280	11.02	5M515	8902-0515	20.28	5M950	8902-0950	37.40
5M290	8902-0290	11.42	5M530	8902-0530	20.87	5M975	8902-0975	38.39
5M300	8902-0300	11.81	5M545	8902-0545	21.46	5M1000	8902-1000	39.37
5M307	8902-0307	12.09	5M560	8902-0560	22.05	5M1030	8902-1030	40.55
5M315	8902-0315	12.40	5M580	8902-0580	22.83	5M1060	8902-1060	41.73
5M325	8902-0325	12.80	5M600	8902-0600	23.62	5M1090	8902-1090	42.91
5M335	8902-0335	13.19	5M615	8902-0615	24.21	5M1120	8902-1120	44.09
5M345	8902-0345	13.58	5M630	8902-0630	24.80	5M1150	8902-1150	45.28
5M355	8902-0355	13.98	5M650	8902-0650	25.59	5M1180	8902-1180	46.46
5M365	8902-0365	14.37	5M670	8902-0670	26.38	5M1220	8902-1220	48.03
5M375	8902-0375	14.76	5M690	8902-0690	27.17	5M1250	8902-1250	49.21
5M387	8902-0387	15.24	5M710	8902-0710	27.95	5M1280	8902-1280	50.39
5M400	8902-0400	15.75	5M730	8902-0730	28.74	5M1320	8902-1320	51.97
5M412	8902-0412	16.22	5M750	8902-0750	29.53	5M1360	8902-1360	53.54
5M425	8902-0425	16.73	5M775	8902-0775	30.51	5M1400	8902-1400	55.12
5M437	8902-0437	17.20	5M800	8902-0800	31.50	5M1450	8902-1450	57.09
5M450	8902-0450	17.72	5M825	8902-0825	32.48	5M1500	8902-1500	59.06
5M462	8902-0462	18.19	5M850	8902-0850	33.46	5M1600	8902-1600	62.99
5M475	8902-0475	18.70	5M875	8902-0875	34.45	5M1650	8902-1650	64.96
5M487	8902-0487	19.17	5M900	8902-0900	35.43	5M1850	8902-1850	72.83
5M500	8902-0500	19.69	5M925	8902-0925	36.42			



# Polyflex® Belts

## Product No. Series 8903

Nominal Top Width: 9/32"



### 7M

Part No.	Product No.	Effective Length (in)	Part No.	Product No.	Effective Length (in)	Part No.	Product No.	Effective Length (in)
7M400	8903-0400	15.75	7M825	8903-0825	32.48	7M1400	8903-1400	55.12
7M410	8903-0410	16.14	7M850	8903-0850	33.46	7M1450	8903-1450	57.09
7M500	8903-0500	19.69	7M875	8903-0875	34.45	7M1500	8903-1500	59.06
7M515	8903-0515	20.28	7M900	8903-0900	35.43	7M1550	8903-1550	61.02
7M530	8903-0530	20.87	7M925	8903-0925	36.42	7M1600	8903-1600	62.99
7M545	8903-0545	21.46	7M950	8903-0950	37.40	7M1650	8903-1650	64.96
7M560	8903-0560	22.05	7M975	8903-0975	38.39	7M1700	8903-1700	66.93
7M580	8903-0580	22.83	7M1000	8903-1000	39.37	7M1750	8903-1750	68.90
7M600	8903-0600	23.62	7M1030	8903-1030	40.55	7M1800	8903-1800	70.87
7M615	8903-0615	24.21	7M1060	8903-1060	41.73	7M1850	8903-1850	72.83
7M630	8903-0630	24.80	7M1090	8903-1090	42.91	7M1900	8903-1900	74.80
7M650	8903-0650	25.59	7M1120	8903-1120	44.09	7M1950	8903-1950	76.77
7M670	8903-0670	26.38	7M1150	8903-1150	45.28	7M2000	8903-2000	78.74
7M690	8903-0690	27.17	7M1180	8903-1180	46.46	7M2060	8903-2060	81.10
7M710	8903-0710	27.95	7M1220	8903-1220	48.03	7M2120	8903-2120	83.46
7M730	8903-0730	28.74	7M1250	8903-1250	49.21	7M2180	8903-2180	85.83
7M750	8903-0750	29.53	7M1280	8903-1280	50.39	7M2240	8903-2240	88.19
7M775	8903-0775	30.51	7M1320	8903-1320	51.97	7M2300	8903-2300	90.55
7M800	8903-0800	31.50	7M1360	8903-1360	53.54			

Nominal Top Width: 7/16"



## Product No. Series 8904

### 11M

Part No.	Product No.	Effective Length (in)	Part No.	Product No.	Effective Length (in)	Part No.	Product No.	Effective Length (in)
11M710	8904-0710	27.95	11M1060	8904-1060	41.73	11M1600	8904-1600	62.99
11M730	8904-0730	28.74	11M1090	8904-1090	42.91	11M1650	8904-1650	64.96
11M750	8904-0750	29.53	11M1120	8904-1120	44.09	11M1700	8904-1700	66.93
11M775	8904-0775	30.51	11M1150	8904-1150	45.28	11M1750	8904-1750	68.90
11M800	8904-0800	31.50	11M1180	8904-1180	46.46	11M1800	8904-1800	70.87
11M825	8904-0825	32.48	11M1220	8904-1220	48.03	11M1850	8904-1850	72.83
11M850	8904-0850	33.46	11M1250	8904-1250	49.21	11M1900	8904-1900	74.80
11M875	8904-0875	34.45	11M1280	8904-1280	50.39	11M1950	8904-1950	76.77
11M900	8904-0900	35.43	11M1320	8904-1320	51.97	11M2000	8904-2000	78.74
11M925	8904-0925	36.42	11M1360	8904-1360	53.54	11M2060	8904-2060	81.10
11M950	8904-0950	37.40	11M1400	8904-1400	55.12	11M2120	8904-2120	83.46
11M975	8904-0975	38.39	11M1450	8904-1450	57.09	11M2180	8904-2180	85.83
11M1000	8904-1000	39.37	11M1500	8904-1500	59.06	11M2240	8904-2240	88.19
11M1030	8904-1030	40.55	11M1550	8904-1550	61.02	11M2300	8904-2300	90.55



# Polyflex® JB® Belts

## Recommended Sheaves

Contact the Gates Made-To-Order Metals Team.

### Notes

Manufacturing lead times and minimum order quantities may apply to matched sets and to rib configurations other than those listed. Minimum order quantities do not apply for belt lengths listed. Contact Customer Service for details.

Polyflex JB Belts are available in 3M, 5M, 7M, and 11M cross sections.

The Polyflex JB belt part number is comprised of the number of belt strands, cross section, effective length and the "JB" signifying joined band construction. For example; part number 3/5M1000JB represents 3 strands joined together, 5mm top width for each belt strand, effective length of 1000mm and joined band (JB) construction.

LIGHT DUTY V-BELTS

## Product No. Series 8911

Nominal Strand Width: 1/8"

3M



Part No.	Product No.	Effective Length (in)	Part No.	Product No.	Effective Length (in)	Part No.	Product No.	Effective Length (in)
2/3M175JB	8911-2175	6.74	2/3M290JB	8911-2290	11.27	2/3M475JB	8911-2475	18.55
3/3M175JB	8911-3175	6.74	3/3M290JB	8911-3290	11.27	3/3M475JB	8911-3475	18.55
2/3M180JB	8911-2180	6.94	2/3M300JB	8911-2300	11.66	2/3M487JB	8911-2487	19.02
3/3M180JB	8911-3180	6.94	3/3M300JB	8911-3300	11.66	3/3M487JB	8911-3487	19.02
2/3M185JB	8911-2185	7.13	2/3M307JB	8911-2307	11.94	2/3M500JB	8911-2500	19.54
3/3M185JB	8911-3185	7.13	3/3M307JB	8911-3307	11.94	3/3M500JB	8911-3500	19.54
2/3M190JB	8911-2190	7.33	2/3M315JB	8911-2315	12.25	2/3M515JB	8911-2515	20.13
3/3M190JB	8911-3190	7.33	3/3M315JB	8911-3315	12.25	3/3M515JB	8911-3515	20.13
2/3M195JB	8911-2195	7.53	2/3M325JB	8911-2325	12.65	2/3M530JB	8911-2530	20.72
3/3M195JB	8911-3195	7.53	3/3M325JB	8911-3325	12.65	3/3M530JB	8911-3530	20.72
2/3M200JB	8911-2200	7.72	2/3M335JB	8911-2335	13.04	2/3M545JB	8911-2545	21.31
3/3M200JB	8911-3200	7.72	3/3M335JB	8911-3335	13.04	3/3M545JB	8911-3545	21.31
2/3M206JB	8911-2206	7.96	2/3M345JB	8911-2345	13.43	2/3M560JB	8911-2560	21.90
3/3M206JB	8911-3206	7.96	3/3M345JB	8911-3345	13.43	3/3M560JB	8911-3560	21.90
2/3M212JB	8911-2212	8.20	2/3M350JB	8911-2350	13.63	2/3M580JB	8911-2580	22.69
3/3M212JB	8911-3212	8.20	3/3M350JB	8911-3350	13.63	3/3M580JB	8911-3580	22.69
2/3M218JB	8911-2218	8.43	2/3M355JB	8911-2355	13.83	2/3M600JB	8911-2600	23.47
3/3M218JB	8911-3218	8.43	3/3M355JB	8911-3355	13.83	3/3M600JB	8911-3600	23.47
2/3M224JB	8911-2224	8.67	2/3M365JB	8911-2365	14.22	2/3M615JB	8911-2615	24.06
3/3M224JB	8911-3224	8.67	3/3M365JB	8911-3365	14.22	3/3M615JB	8911-3615	24.06
2/3M230JB	8911-2230	8.91	2/3M375JB	8911-2375	14.61	2/3M630JB	8911-2630	24.65
3/3M230JB	8911-3230	8.91	3/3M375JB	8911-3375	14.61	3/3M630JB	8911-3630	24.65
2/3M236JB	8911-2236	9.14	2/3M387JB	8911-2387	15.09	2/3M650JB	8911-2650	25.44
3/3M236JB	8911-3236	9.14	3/3M387JB	8911-3387	15.09	3/3M650JB	8911-3650	25.44
2/3M243JB	8911-2243	9.42	2/3M400JB	8911-2400	15.60	2/3M670JB	8911-2670	26.23
3/3M243JB	8911-3243	9.42	3/3M400JB	8911-3400	15.60	3/3M670JB	8911-3670	26.23
2/3M250JB	8911-2250	9.69	2/3M412JB	8911-2412	16.07	2/3M690JB	8911-2690	27.01
3/3M250JB	8911-3250	9.69	3/3M412JB	8911-3412	16.07	3/3M690JB	8911-3690	27.01
2/3M258JB	8911-2258	10.01	2/3M425JB	8911-2425	15.68	2/3M710JB	8911-2710	27.80
3/3M258JB	8911-3258	10.01	3/3M425JB	8911-3425	15.68	3/3M710JB	8911-3710	27.80
2/3M265JB	8911-2265	10.28	2/3M437JB	8911-2437	17.06	2/3M730JB	8911-2730	28.59
3/3M265JB	8911-3265	10.28	3/3M437JB	8911-3437	17.06	3/3M730JB	8911-3730	28.59
2/3M272JB	8911-2272	10.56	2/3M450JB	8911-2450	17.57	2/3M750JB	8911-2750	29.38
3/3M272JB	8911-3272	10.56	3/3M450JB	8911-3450	17.57	3/3M750JB	8911-3750	29.38
2/3M280JB	8911-2280	10.87	2/3M462JB	8911-2462	18.04			
3/3M280JB	8911-3280	10.87	3/3M462JB	8911-3462	18.04			

## Product No. Series 8912

Nominal Strand Width: 3/16"

5M



Part No.	Product No.	Effective Length (in)	Part No.	Product No.	Effective Length (in)	Part No.	Product No.	Effective Length (in)
2/5M280JB	8912-2280	11.02	5/5M290JB	8912-5290	11.42	4/5M307JB	8912-4307	12.09
3/5M280JB	8912-3280	11.02	2/5M300JB	8912-2300	11.81	5/5M307JB	8912-5307	12.09
4/5M280JB	8912-4280	11.02	3/5M300JB	8912-3300	11.81	2/5M315JB	8912-2315	12.40
5/5M280JB	8912-5280	11.02	4/5M300JB	8912-4300	11.81	3/5M315JB	8912-3315	12.40
2/5M290JB	8912-2290	11.42	5/5M300JB	8912-5300	11.81	4/5M315JB	8912-4315	12.40
3/5M290JB	8912-3290	11.42	2/5M307JB	8912-2307	12.09	5/5M315JB	8912-5315	12.40
4/5M290JB	8912-4290	11.42	3/5M307JB	8912-3307	12.09	2/5M325JB	8912-2325	12.80



# Polyflex® JB® Belts

## Product No. Series 8912 (continued)

### 5M (continued)

Part No.	Product No.	Effective Length (in)	Part No.	Product No.	Effective Length (in)	Part No.	Product No.	Effective Length (in)
3/5M325JB	8912-3325	12.80	3/5M500JB	8912-3500	19.69	3/5M775JB	8912-3775	30.51
4/5M325JB	8912-4325	12.80	4/5M500JB	8912-4500	19.69	4/5M775JB	8912-4775	30.51
5/5M325JB	8912-5325	12.80	5/5M500JB	8912-5500	19.69	5/5M775JB	8912-5775	30.51
2/5M335JB	8912-2335	13.19	2/5M515JB	8912-2515	20.28	2/5M800JB	8912-2800	31.50
3/5M335JB	8912-3335	13.19	3/5M515JB	8912-3515	20.28	3/5M800JB	8912-3800	31.50
4/5M335JB	8912-4335	13.19	4/5M515JB	8912-4515	20.28	4/5M800JB	8912-4800	31.50
5/5M335JB	8912-5335	13.19	5/5M515JB	8912-5515	20.28	5/5M800JB	8912-5800	31.50
2/5M345JB	8912-2345	13.58	2/5M530JB	8912-2530	20.87	2/5M825JB	8912-2825	32.48
3/5M345JB	8912-3345	13.58	3/5M530JB	8912-3530	20.87	3/5M825JB	8912-3825	32.48
4/5M345JB	8912-4345	13.58	4/5M530JB	8912-4530	20.87	4/5M825JB	8912-4825	32.48
5/5M345JB	8912-5345	13.58	5/5M530JB	8912-5530	20.87	5/5M825JB	8912-5825	32.48
2/5M355JB	8912-2355	13.98	2/5M545JB	8912-2545	21.46	2/5M850JB	8912-2850	33.46
3/5M355JB	8912-3355	13.98	3/5M545JB	8912-3545	21.46	3/5M850JB	8912-3850	33.46
4/5M355JB	8912-4355	13.98	4/5M545JB	8912-4545	21.46	4/5M850JB	8912-4850	33.46
5/5M355JB	8912-5355	13.98	5/5M545JB	8912-5545	21.46	5/5M850JB	8912-5850	33.46
2/5M365JB	8912-2365	14.37	2/5M560JB	8912-2560	22.05	2/5M875JB	8912-2875	34.45
3/5M365JB	8912-3365	14.37	3/5M560JB	8912-3560	22.05	3/5M875JB	8912-3875	34.45
4/5M365JB	8912-4365	14.37	4/5M560JB	8912-4560	22.05	4/5M875JB	8912-4875	34.45
5/5M365JB	8912-5365	14.37	5/5M560JB	8912-5560	22.05	5/5M875JB	8912-5875	34.45
2/5M375JB	8912-2375	14.76	2/5M580JB	8912-2580	22.83	2/5M900JB	8912-2900	35.43
3/5M375JB	8912-3375	14.76	3/5M580JB	8912-3580	22.83	3/5M900JB	8912-3900	35.43
4/5M375JB	8912-4375	14.76	4/5M580JB	8912-4580	22.83	4/5M900JB	8912-4900	35.43
5/5M375JB	8912-5375	14.76	5/5M580JB	8912-5580	22.83	5/5M900JB	8912-5900	35.43
2/5M387JB	8912-2387	15.24	2/5M600JB	8912-2600	23.62	2/5M925JB	8912-2925	36.42
3/5M387JB	8912-3387	15.24	3/5M600JB	8912-3600	23.62	3/5M925JB	8912-3925	36.42
4/5M387JB	8912-4387	15.24	4/5M600JB	8912-4600	23.62	4/5M925JB	8912-4925	36.42
5/5M387JB	8912-5387	15.24	5/5M600JB	8912-5600	23.62	5/5M925JB	8912-5925	36.42
2/5M400JB	8912-2400	15.75	2/5M615JB	8912-2615	24.21	2/5M950JB	8912-2950	37.40
3/5M400JB	8912-3400	15.75	3/5M615JB	8912-3615	24.21	3/5M950JB	8912-3950	37.40
4/5M400JB	8912-4400	15.75	4/5M615JB	8912-4615	24.21	4/5M950JB	8912-4950	37.40
5/5M400JB	8912-5400	15.75	5/5M615JB	8912-5615	24.21	5/5M950JB	8912-5950	37.40
2/5M412JB	8912-2412	16.22	2/5M630JB	8912-2630	24.80	2/5M975JB	8912-2975	38.39
3/5M412JB	8912-3412	16.22	3/5M630JB	8912-3630	24.80	3/5M975JB	8912-3975	38.39
4/5M412JB	8912-4412	16.22	4/5M630JB	8912-4630	24.80	4/5M975JB	8912-4975	38.39
5/5M412JB	8912-5412	16.22	5/5M630JB	8912-5630	24.80	5/5M975JB	8912-5975	38.39
2/5M425JB	8912-2425	16.73	2/5M650JB	8912-2650	25.59	2/5M1000JB	8912-2100	39.37
3/5M425JB	8912-3425	16.73	3/5M650JB	8912-3650	25.59	3/5M1000JB	8912-3100	39.37
4/5M425JB	8912-4425	16.73	4/5M650JB	8912-4650	25.59	4/5M1000JB	8912-4100	39.37
5/5M425JB	8912-5425	16.73	5/5M650JB	8912-5650	25.59	5/5M1000JB	8912-5100	39.37
2/5M437JB	8912-2437	17.20	2/5M670JB	8912-2670	26.38	2/5M1030JB	8912-2103	40.55
3/5M437JB	8912-3437	17.20	3/5M670JB	8912-3670	26.38	3/5M1030JB	8912-3103	40.55
4/5M437JB	8912-4437	17.20	4/5M670JB	8912-4670	26.38	4/5M1030JB	8912-4103	40.55
5/5M437JB	8912-5437	17.20	5/5M670JB	8912-5670	26.38	5/5M1030JB	8912-5103	40.55
2/5M450JB	8912-2450	17.72	2/5M690JB	8912-2690	27.17	2/5M1060JB	8912-2106	41.73
3/5M450JB	8912-3450	17.72	3/5M690JB	8912-3690	27.17	3/5M1060JB	8912-3106	41.73
4/5M450JB	8912-4450	17.72	4/5M690JB	8912-4690	27.17	4/5M1060JB	8912-4106	41.73
5/5M450JB	8912-5450	17.72	5/5M690JB	8912-5690	27.17	5/5M1060JB	8912-5106	41.73
2/5M462JB	8912-2462	18.19	2/5M710JB	8912-2710	27.95	2/5M1090JB	8912-2109	42.91
3/5M462JB	8912-3462	18.19	3/5M710JB	8912-3710	27.95	3/5M1090JB	8912-3109	42.91
4/5M462JB	8912-4462	18.19	4/5M710JB	8912-4710	27.95	4/5M1090JB	8912-4109	42.91
5/5M462JB	8912-5462	18.19	5/5M710JB	8912-5710	27.95	5/5M1090JB	8912-5109	42.91
2/5M475JB	8912-2475	18.70	2/5M730JB	8912-2730	28.74	2/5M1120JB	8912-2112	44.09
3/5M475JB	8912-3475	18.70	3/5M730JB	8912-3730	28.74	3/5M1120JB	8912-3112	44.09
4/5M475JB	8912-4475	18.70	4/5M730JB	8912-4730	28.74	4/5M1120JB	8912-4112	44.09
5/5M475JB	8912-5475	18.70	5/5M730JB	8912-5730	28.74	5/5M1120JB	8912-5112	44.09
2/5M487JB	8912-2487	19.17	2/5M750JB	8912-2750	29.53	2/5M1150JB	8912-2115	45.28
3/5M487JB	8912-3487	19.17	3/5M750JB	8912-3750	29.53	3/5M1150JB	8912-3115	45.28
4/5M487JB	8912-4487	19.17	4/5M750JB	8912-4750	29.53	4/5M1150JB	8912-4115	45.28
5/5M487JB	8912-5487	19.17	5/5M750JB	8912-5750	29.53	5/5M1150JB	8912-5115	45.28
2/5M500JB	8912-2500	19.69	2/5M775JB	8912-2775	30.51	2/5M1180JB	8912-2118	46.46

LIGHT DUTY V-BELTS



# Polyflex® JB® Belts

## Product No. Series 8912 (continued)

### 5M (continued)

Part No.	Product No.	Effective Length (in)	Part No.	Product No.	Effective Length (in)	Part No.	Product No.	Effective Length (in)
3/5M1180JB	8912-3118	46.46	3/5M1280JB	8912-3128	50.39	3/5M1400JB	8912-3140	55.12
4/5M1180JB	8912-4118	46.46	4/5M1280JB	8912-4128	50.39	4/5M1400JB	8912-4140	55.12
5/5M1180JB	8912-5118	46.46	5/5M1280JB	8912-5128	50.39	5/5M1400JB	8912-5140	55.12
2/5M1220JB	8912-2122	48.03	2/5M1320JB	8912-2132	51.97	2/5M1450JB	8912-2145	57.09
3/5M1220JB	8912-3122	48.03	3/5M1320JB	8912-3132	51.97	3/5M1450JB	8912-3145	57.09
4/5M1220JB	8912-4122	48.03	4/5M1320JB	8912-4132	51.97	4/5M1450JB	8912-4145	57.09
5/5M1220JB	8912-5122	48.03	5/5M1320JB	8912-5132	51.97	5/5M1450JB	8912-5145	57.09
2/5M1250JB	8912-2125	49.21	2/5M1360JB	8912-2136	53.54	4/5M1500JB	8912-0001	59.06
3/5M1250JB	8912-3125	49.21	3/5M1360JB	8912-3136	53.54	2/5M1500JB	8912-2150	59.06
4/5M1250JB	8912-4125	49.21	4/5M1360JB	8912-4136	53.54	3/5M1500JB	8912-3150	59.06
5/5M1250JB	8912-5125	49.21	5/5M1360JB	8912-5136	53.54	5/5M1500JB	8912-5150	59.06
2/5M1280JB	8912-2128	50.39	2/5M1400JB	8912-2140	55.12			

## Product No. Series 8913

### Nominal Strand Width: 9/32"



### 7M

Part No.	Product No.	Effective Length (in)	Part No.	Product No.	Effective Length (in)	Part No.	Product No.	Effective Length (in)
2/7M500JB	8913-2500	19.30	2/7M670JB	8913-2670	26.00	2/7M900JB	8913-2900	35.20
3/7M500JB	8913-3500	19.30	3/7M670JB	8913-3670	26.00	3/7M900JB	8913-3900	35.20
4/7M500JB	8913-4500	19.30	4/7M670JB	8913-4670	26.00	4/7M900JB	8913-4900	35.20
5/7M500JB	8913-5500	19.30	5/7M670JB	8913-5670	26.00	5/7M900JB	8913-5900	35.20
2/7M515JB	8913-2515	19.90	2/7M690JB	8913-2690	26.80	2/7M925JB	8913-2925	36.20
3/7M515JB	8913-3515	19.90	3/7M690JB	8913-3690	26.80	3/7M925JB	8913-3925	36.20
4/7M515JB	8913-4515	19.90	4/7M690JB	8913-4690	26.80	4/7M925JB	8913-4925	36.20
5/7M515JB	8913-5515	19.90	5/7M690JB	8913-5690	26.80	5/7M925JB	8913-5925	36.20
2/7M530JB	8913-2530	20.50	2/7M710JB	8913-2710	27.70	2/7M950JB	8913-2950	37.20
3/7M530JB	8913-3530	20.50	3/7M710JB	8913-3710	27.70	3/7M950JB	8913-3950	37.20
4/7M530JB	8913-4530	20.50	4/7M710JB	8913-4710	27.70	4/7M950JB	8913-4950	37.20
5/7M530JB	8913-5530	20.50	5/7M710JB	8913-5710	27.70	5/7M950JB	8913-5950	37.20
2/7M545JB	8913-2545	21.10	2/7M730JB	8913-2730	28.50	2/7M975JB	8913-2975	38.10
3/7M545JB	8913-3545	21.10	3/7M730JB	8913-3730	28.50	3/7M975JB	8913-3975	38.10
4/7M545JB	8913-4545	21.10	4/7M730JB	8913-4730	28.50	4/7M975JB	8913-4975	38.10
5/7M545JB	8913-5545	21.10	5/7M730JB	8913-5730	28.50	5/7M975JB	8913-5975	38.10
2/7M560JB	8913-2560	21.60	2/7M750JB	8913-2750	29.30	2/7M1000JB	8913-2100	39.10
3/7M560JB	8913-3560	21.60	3/7M750JB	8913-3750	29.30	3/7M1000JB	8913-3100	39.10
4/7M560JB	8913-4560	21.60	4/7M750JB	8913-4750	29.30	4/7M1000JB	8913-4100	39.10
5/7M560JB	8913-5560	21.60	5/7M750JB	8913-5750	29.30	5/7M1000JB	8913-5100	39.10
2/7M580JB	8913-2580	22.40	2/7M775JB	8913-2775	30.30	2/7M1030JB	8913-2103	40.30
3/7M580JB	8913-3580	22.40	3/7M775JB	8913-3775	30.30	3/7M1030JB	8913-3103	40.30
4/7M580JB	8913-4580	22.40	4/7M775JB	8913-4775	30.30	4/7M1030JB	8913-4103	40.30
5/7M580JB	8913-5580	22.40	5/7M775JB	8913-5775	30.30	5/7M1030JB	8913-5103	40.30
2/7M600JB	8913-2600	23.20	2/7M800JB	8913-2800	31.20	2/7M1060JB	8913-2106	41.50
3/7M600JB	8913-3600	23.20	3/7M800JB	8913-3800	31.20	3/7M1060JB	8913-3106	41.50
4/7M600JB	8913-4600	23.20	4/7M800JB	8913-4800	31.20	4/7M1060JB	8913-4106	41.50
5/7M600JB	8913-5600	23.20	5/7M800JB	8913-5800	31.20	5/7M1060JB	8913-5106	41.50
2/7M615JB	8913-2615	23.80	2/7M825JB	8913-2825	32.20	2/7M1090JB	8913-2109	42.70
3/7M615JB	8913-3615	23.80	3/7M825JB	8913-3825	32.20	3/7M1090JB	8913-3109	42.70
4/7M615JB	8913-4615	23.80	4/7M825JB	8913-4825	32.20	4/7M1090JB	8913-4109	42.70
5/7M615JB	8913-5615	23.80	5/7M825JB	8913-5825	32.20	5/7M1090JB	8913-5109	42.70
2/7M630JB	8913-2630	24.40	2/7M850JB	8913-2850	33.20	2/7M1120JB	8913-2112	43.80
3/7M630JB	8913-3630	24.40	3/7M850JB	8913-3850	33.20	3/7M1120JB	8913-3112	43.80
4/7M630JB	8913-4630	24.40	4/7M850JB	8913-4850	33.20	4/7M1120JB	8913-4112	43.80
5/7M630JB	8913-5630	24.40	5/7M850JB	8913-5850	33.20	5/7M1120JB	8913-5112	43.80
2/7M650JB	8913-2650	25.20	2/7M875JB	8913-2875	34.20	2/7M1150JB	8913-2115	45.00
3/7M650JB	8913-3650	25.20	3/7M875JB	8913-3875	34.20	3/7M1150JB	8913-3115	45.00
4/7M650JB	8913-4650	25.20	4/7M875JB	8913-4875	34.20	4/7M1150JB	8913-4115	45.00
5/7M650JB	8913-5650	25.20	5/7M875JB	8913-5875	34.20	5/7M1150JB	8913-5115	45.00



# Polyflex® JB® Belts

## Product No. Series 8913 (continued)

### 7M (continued)

Part No.	Product No.	Effective Length (in)	Part No.	Product No.	Effective Length (in)	Part No.	Product No.	Effective Length (in)
2/7M1180JB	8913-2118	46.20	2/7M1500JB	8913-2150	58.80	2/7M1900JB	8913-2190	74.60
3/7M1180JB	8913-3118	46.20	3/7M1500JB	8913-3150	58.80	3/7M1900JB	8913-3190	74.60
4/7M1180JB	8913-4118	46.20	4/7M1500JB	8913-4150	58.80	4/7M1900JB	8913-4190	74.60
5/7M1180JB	8913-5118	46.20	5/7M1500JB	8913-5150	58.80	5/7M1900JB	8913-5190	74.60
2/7M1220JB	8913-2122	47.80	2/7M1550JB	8913-2155	60.80	2/7M1950JB	8913-2195	76.50
3/7M1220JB	8913-3122	47.80	3/7M1550JB	8913-3155	60.80	3/7M1950JB	8913-3195	76.50
4/7M1220JB	8913-4122	47.80	4/7M1550JB	8913-4155	60.80	4/7M1950JB	8913-4195	76.50
5/7M1220JB	8913-5122	47.80	5/7M1550JB	8913-5155	60.80	5/7M1950JB	8913-5195	76.50
2/7M1250JB	8913-2125	49.00	2/7M1600JB	8913-2160	62.70	2/7M2000JB	8913-2200	78.50
3/7M1250JB	8913-3125	49.00	3/7M1600JB	8913-3160	62.70	3/7M2000JB	8913-3200	78.50
4/7M1250JB	8913-4125	49.00	4/7M1600JB	8913-4160	62.70	4/7M2000JB	8913-4200	78.50
5/7M1250JB	8913-5125	49.00	5/7M1600JB	8913-5160	62.70	5/7M2000JB	8913-5200	78.50
2/7M1280JB	8913-2128	50.10	2/7M1650JB	8913-2165	64.70	2/7M2060JB	8913-2206	80.90
3/7M1280JB	8913-3128	50.10	3/7M1650JB	8913-3165	64.70	3/7M2060JB	8913-3206	80.90
4/7M1280JB	8913-4128	50.10	4/7M1650JB	8913-4165	64.70	4/7M2060JB	8913-4206	80.90
5/7M1280JB	8913-5128	50.10	5/7M1650JB	8913-5165	64.70	5/7M2060JB	8913-5206	80.90
2/7M1320JB	8913-2132	51.70	2/7M1700JB	8913-2170	66.70	2/7M2120JB	8913-2212	83.20
3/7M1320JB	8913-3132	51.70	3/7M1700JB	8913-3170	66.70	3/7M2120JB	8913-3212	83.20
4/7M1320JB	8913-4132	51.70	4/7M1700JB	8913-4170	66.70	4/7M2120JB	8913-4212	83.20
5/7M1320JB	8913-5132	51.70	5/7M1700JB	8913-5170	66.70	5/7M2120JB	8913-5212	83.20
2/7M1360JB	8913-2136	53.30	2/7M1750JB	8913-2175	68.60	2/7M2180JB	8913-2218	85.60
3/7M1360JB	8913-3136	53.30	3/7M1750JB	8913-3175	68.60	3/7M2180JB	8913-3218	85.60
4/7M1360JB	8913-4136	53.30	4/7M1750JB	8913-4175	68.60	4/7M2180JB	8913-4218	85.60
5/7M1360JB	8913-5136	53.30	5/7M1750JB	8913-5175	68.60	5/7M2180JB	8913-5218	85.60
2/7M1400JB	8913-2140	54.90	2/7M1800JB	8913-2180	70.60	2/7M2240JB	8913-2224	87.90
3/7M1400JB	8913-3140	54.90	3/7M1800JB	8913-3180	70.60	3/7M2240JB	8913-3224	87.90
4/7M1400JB	8913-4140	54.90	4/7M1800JB	8913-4180	70.60	4/7M2240JB	8913-4224	87.90
5/7M1400JB	8913-5140	54.90	5/7M1800JB	8913-5180	70.60	5/7M2240JB	8913-5224	87.90
2/7M1450JB	8913-2145	56.80	2/7M1850JB	8913-2185	72.60	2/7M2300JB	8913-2230	90.30
3/7M1450JB	8913-3145	56.80	3/7M1850JB	8913-3185	72.60	3/7M2300JB	8913-3230	90.30
4/7M1450JB	8913-4145	56.80	4/7M1850JB	8913-4185	72.60	4/7M2300JB	8913-4230	90.30
5/7M1450JB	8913-5145	56.80	5/7M1850JB	8913-5185	72.60	5/7M2300JB	8913-5230	90.30

Nominal Strand Width: 7/16"

## Product No. Series 8914



### 11M

Part No.	Product No.	Effective Length (in)	Part No.	Product No.	Effective Length (in)	Part No.	Product No.	Effective Length (in)
2/11M710JB	8914-2710	27.30	2/11M950JB	8914-2950	36.70	2/11M1250JB	8914-2125	48.50
3/11M710JB	8914-3710	27.30	3/11M950JB	8914-3950	36.70	3/11M1250JB	8914-3125	48.50
2/11M730JB	8914-2730	28.00	2/11M975JB	8914-2975	37.70	2/11M1280JB	8914-2128	49.70
3/11M730JB	8914-3730	28.00	3/11M975JB	8914-3975	37.70	3/11M1280JB	8914-3128	49.70
2/11M750JB	8914-2750	28.80	2/11M1000JB	8914-2100	38.70	2/11M1320JB	8914-2132	51.30
3/11M750JB	8914-3750	28.80	3/11M1000JB	8914-3100	38.70	3/11M1320JB	8914-3132	51.30
2/11M775JB	8914-2775	29.80	2/11M1030JB	8914-2103	39.90	2/11M1360JB	8914-2136	52.80
3/11M775JB	8914-3775	29.80	3/11M1030JB	8914-3103	39.90	3/11M1360JB	8914-3136	52.80
2/11M800JB	8914-2800	30.80	2/11M1060JB	8914-2106	41.00	2/11M1400JB	8914-2140	54.40
3/11M800JB	8914-3800	30.80	3/11M1060JB	8914-3106	41.00	3/11M1400JB	8914-3140	54.40
2/11M825JB	8914-2825	31.80	2/11M1090JB	8914-2109	42.20	2/11M1450JB	8914-2145	56.40
3/11M825JB	8914-3825	31.80	3/11M1090JB	8914-3109	42.20	3/11M1450JB	8914-3145	56.40
2/11M850JB	8914-2850	32.80	2/11M1120JB	8914-2112	43.40	2/11M1500JB	8914-2150	58.40
3/11M850JB	8914-3850	32.80	3/11M1120JB	8914-3112	43.40	3/11M1500JB	8914-3150	58.40
2/11M875JB	8914-2875	33.70	2/11M1150JB	8914-2115	44.60	2/11M1550JB	8914-2155	60.30
3/11M875JB	8914-3875	33.70	3/11M1150JB	8914-3115	44.60	3/11M1550JB	8914-3155	60.30
2/11M900JB	8914-2900	34.70	2/11M1180JB	8914-2118	45.80	2/11M1600JB	8914-2160	62.30
3/11M900JB	8914-3900	34.70	3/11M1180JB	8914-3118	45.80	3/11M1600JB	8914-3160	62.30
2/11M925JB	8914-2925	35.70	2/11M1220JB	8914-2122	47.30	2/11M1650JB	8914-2165	64.30
3/11M925JB	8914-3925	35.70	3/11M1220JB	8914-3122	47.30	3/11M1650JB	8914-3165	64.30



# Polyflex® JB® Belts

**Product No. Series 8914 (continued)**

**11M (continued)**

Part No.	Product No.	Effective Length (in)	Part No.	Product No.	Effective Length (in)	Part No.	Product No.	Effective Length (in)
2/11M1700JB	8914-2170	66.20	2/11M1900JB	8914-2190	74.10	2/11M2120JB	8914-2212	82.80
3/11M1700JB	8914-3170	66.20	3/11M1900JB	8914-3190	74.10	3/11M2120JB	8914-3212	82.80
2/11M1750JB	8914-2175	68.20	2/11M1950JB	8914-2195	76.10	2/11M2180JB	8914-2218	85.10
3/11M1750JB	8914-3175	68.20	3/11M1950JB	8914-3195	76.10	3/11M2180JB	8914-3218	85.10
2/11M1800JB	8914-2180	70.20	2/11M2000JB	8914-2200	78.00	2/11M2240JB	8914-2224	87.50
3/11M1800JB	8914-3180	70.20	3/11M2000JB	8914-3200	78.00	3/11M2240JB	8914-3224	87.50
2/11M1850JB	8914-2185	72.10	2/11M2060JB	8914-2206	80.40	2/11M2300JB	8914-2230	89.90
3/11M1850JB	8914-3185	72.10	3/11M2060JB	8914-3206	80.40	3/11M2300JB	8914-3230	89.90



# Poly Chain® GT® Sprockets

**Notes**

Abbreviations used for sprocket materials: GI=Gray Iron, DI=Ductile Iron, SiS=Sintered Steel, ST=Steel, CI=Cast Iron.

Details shown which do not affect drive function or overall weight may be changed without notification.

On a sprocket, pitch is the distance between groove centers and is measured on the pitch circle of the sprocket. The pitch circle of the sprocket coincides with the pitch line of the belt mating with it. The pitch diameter of the sprocket is always greater than its outside diameter.

Sprocket part numbers are comprised of pitch, number of grooves and width. For example; part number 8MX-48S-12 denotes 8mm pitch, 48 grooves, "S" for sprocket and 12mm width.

Sprockets with 90 or more grooves do not have flanges.

**WARNING:** Do NOT use these sprockets with rim speeds in excess of 6,500 fpm.

## Product No. Series 7715 & 7718 8mm Pitch Sprockets — For Belts 12mm Wide

Part No.	Product No.	Number of Grooves	Pitch Diameter (in)	Weight (Lbs.)	Material	Bore or Bushing	Bore Range (in)
8MX-22S-12	7718-1022	22	2.206	.500	ST	1008	1/2 - 1
PB8MX-22S-12	7715-1222	22	2.206	1.100	ST	MPB	1/2 - 1 3/16
8MX-25S-12	7718-1025	25	2.506	.700	ST	1108	1/2 - 1 1/8
PB8MX-25S-12	7715-1225	25	2.506	1.500	ST	MPB	1/2 - 1 1/2
8MX-26S-12	7718-1026	26	2.607	.800	ST	1108	1/2 - 1 1/8
8MX-27S-12	7718-1027	27	2.707	.900	ST	1108	1/2 - 1 1/8
8MX-28S-12	7718-1028	28	2.807	1.000	ST	1108	1/2 - 1 1/8
PB8MX-28S-12	7715-1228	28	2.807	1.869	ST	MPB	1/2 - 1 3/4
8MX-29S-12	7718-1029	29	2.907	1.200	ST	1108	1/2 - 1 1/8
8MX-30S-12	7718-1030	30	3.008	1.300	ST	1108	1/2 - 1 1/8
PB8MX-30S-12	7715-1230	30	3.008	2.324	ST	MPB	1/2 - 1 13/16
8MX-31S-12	7718-1031	31	3.108	1.300	ST	1210	1/2 - 1 1/4
8MX-32S-12	7718-1032	32	3.208	1.400	DI	1210	1/2 - 1 1/4
PB8MX-32S-12	7715-1232	32	3.208	2.675	DI	MPB	1/2 - 2
8MX-33S-12	7718-1033	33	3.308	1.300	DI	1610	1/2 - 1 11/16
8MX-34S-12	7718-1034	34	3.409	1.310	DI	1610	1/2 - 1 11/16
8MX-35S-12	7718-1035	35	3.509	1.300	DI	1610	1/2 - 1 11/16
8MX-36S-12	7718-1036	36	3.609	1.150	DI	1610	1/2 - 1 11/16
8MX-37S-12	7718-1037	37	3.709	1.600	DI	1610	1/2 - 1 11/16
8MX-38S-12	7718-1038	38	3.810	1.700	DI	1610	1/2 - 1 11/16
8MX-39S-12	7718-1039	39	3.910	1.700	DI	1610	1/2 - 1 11/16
8MX-40S-12	7718-1040	40	4.010	1.700	DI	2012	1/2 - 2 1/8
8MX-41S-12	7718-1041	41	4.110	1.800	DI	2012	1/2 - 2 1/8
8MX-42S-12	7718-1042	42	4.211	2.250	DI	2012	1/2 - 2 1/8
8MX-45S-12	7718-1045	45	4.511	2.500	DI	2012	1/2 - 2 1/8
8MX-48S-12	7718-1048	48	4.812	3.400	DI	2012	1/2 - 2 1/8
8MX-50S-12	7718-1050	50	5.013	3.700	DI	2012	1/2 - 2 1/8
8MX-53S-12	7718-1053	53	5.314	4.700	DI	2012	1/2 - 2 1/8
8MX-56S-12	7718-1056	56	5.614	5.400	DI	2012	1/2 - 2 1/8
8MX-60S-12	7718-1060	60	6.015	6.300	DI	2012	1/2 - 2 1/8
8MX-63S-12	7718-1063	63	6.316	5.550	DI	2012	1/2 - 2 1/8
8MX-67S-12	7718-1067	67	6.717	4.300	DI	2012	1/2 - 2 1/8
8MX-71S-12	7718-1071	71	7.118	4.700	DI	2012	1/2 - 2 1/8
8MX-75S-12	7718-1075	75	7.519	5.100	DI	2012	1/2 - 2 1/8
8MX-80S-12	7718-1080	80	8.020	5.800	DI	2012	1/2 - 2 1/8
8MX-90S-12	7718-1090	90	9.023	9.380	DI	2012	1/2 - 2 1/8
8MX-112S-12	7718-1112	112	11.229	13.850	GI	2012	1/2 - 2 1/8
8MX-140S-12	7718-1140	140	14.036	17.300	GI	2012	1/2 - 2 1/8
8MX-180S-12	7718-1180	180	18.046	30.000	GI	2517	1/2 - 2 11/16
8MX-224S-12	7718-1224	224	22.457	41.200	GI	2517	1/2 - 2 11/16

## 8mm Pitch Sprockets — For Belts 21mm Wide

Part No.	Product No.	Number of Grooves	Pitch Diameter (in)	Weight (Lbs.)	Material	Bore or Bushing	Bore Range (in)
8MX-22S-21	7718-2022	22	2.206	.600	ST	1008	1/2 - 1
PB8MX-22S-21	7715-2022	22	2.206	1.400	ST	MPB	1/2 - 1 3/16
8MX-25S-21	7718-2025	25	2.506	.900	ST	1108	1/2 - 1 1/8

# Poly Chain® GT® Sprockets

## Product No. Series 7715 & 7718 (continued) 8mm Pitch Sprockets — For Belts 21mm Wide (continued)

Part No.	Product No.	Number of Grooves	Pitch Diameter (in)	Weight (Lbs.)	Material	Bore or Bushing	Bore Range (in)
PB8MX-25S-21	7715-2025	25	2.506	1.900	ST	MPB	1/2 - 1 1/2
8MX-26S-21	7718-2026	26	2.607	.800	ST	1108	1/2 - 1 1/8
8MX-27S-21	7718-2027	27	2.707	1.100	ST	1108	1/2 - 1 1/8
8MX-28S-21	7718-2028	28	2.807	2.100	ST	1108	1/2 - 1 1/8
PB8MX-28S-21	7715-2028	28	2.807	1.800	ST	MPB	1/2 - 1 3/4
8MX-29S-21	7718-2029	29	2.907	1.400	ST	1108	1/2 - 1 1/8
8MX-30S-21	7718-2030	30	3.008	1.600	ST	1108	1/2 - 1 1/8
PB8MX-30S-21	7715-2030	30	3.008	2.900	ST	MPB	1/2 - 1 13/16
8MX-31S-21	7718-2031	31	3.108	1.400	ST	1210	1/2 - 1 1/4
8MX-32S-21	7718-2032	32	3.208	3.000	DI	1210	1/2 - 1 1/4
PB8MX-32S-21	7715-2032	32	3.208	3.200	DI	MPB	1/2 - 2
8MX-33S-21	7718-2033	33	3.308	1.400	DI	1610	1/2 - 1 11/16
8MX-34S-21	7718-2034	34	3.409	1.870	DI	1610	1/2 - 1 11/16
8MX-35S-21	7718-2035	35	3.509	1.500	DI	1610	1/2 - 1 11/16
8MX-36S-21	7718-2036	36	3.609	1.600	DI	1610	1/2 - 1 11/16
8MX-37S-21	7718-2037	37	3.709	1.700	DI	1610	1/2 - 1 11/16
8MX-38S-21	7718-2038	38	3.810	1.900	DI	1610	1/2 - 1 11/16
8MX-39S-21	7718-2039	39	3.910	2.000	DI	1610	1/2 - 1 11/16
8MX-40S-21	7718-2040	40	4.010	2.000	DI	2012	1/2 - 2 1/8
8MX-41S-21	7718-2041	41	4.110	2.200	DI	2012	1/2 - 2 1/8
8MX-42S-21	7718-2042	42	4.211	2.400	DI	2012	1/2 - 2 1/8
8MX-45S-21	7718-2045	45	4.511	2.950	DI	2012	1/2 - 2 1/8
8MX-48S-21	7718-2048	48	4.812	3.360	DI	2012	1/2 - 2 1/8
8MX-50S-21	7718-2050	50	5.013	4.200	DI	2012	1/2 - 2 1/8
8MX-53S-21	7718-2053	53	5.314	5.000	DI	2012	1/2 - 2 1/8
8MX-56S-21	7718-2056	56	5.614	4.940	DI	2012	1/2 - 2 1/8
8MX-60S-21	7718-2060	60	6.015	6.900	DI	2012	1/2 - 2 1/8
8MX-63S-21	7718-2063	63	6.316	7.730	DI	2012	1/2 - 2 1/8
8MX-67S-21	7718-2067	67	6.717	5.700	DI	2517	1/2 - 2 11/16
8MX-71S-21	7718-2071	71	7.118	6.100	DI	2517	1/2 - 2 11/16
8MX-75S-21	7718-2075	75	7.519	9.210	DI	2517	1/2 - 2 11/16
8MX-80S-21	7718-2080	80	8.020	7.500	DI	2517	1/2 - 2 11/16
8MX-90S-21	7718-2090	90	9.023	11.000	DI	2517	1/2 - 2 11/16
8MX-112S-21	7718-2112	112	11.229	19.400	GI	2517	1/2 - 2 11/16
8MX-140S-21	7718-2140	140	14.036	26.800	GI	2517	1/2 - 2 11/16
8MX-180S-21	7718-2180	180	18.046	36.600	GI	3020	7/8 - 3 1/4
8MX-224S-21	7718-2224	224	22.457	50.100	GI	3020	7/8 - 3 1/4

## 8mm Pitch Sprockets — For Belts 36mm Wide

Part No.	Product No.	Number of Grooves	Pitch Diameter (in)	Weight (Lbs.)	Material	Bore or Bushing	Bore Range (in)
PB8MX-22S-36	7715-3022	22	2.206	2.000	ST	MPB	1/2 - 1 3/16
PB8MX-25S-36	7715-3025	25	2.506	2.696	ST	MPB	1/2 - 1 1/2
PB8MX-28S-36	7715-3028	28	2.807	3.500	ST	MPB	1/2 - 1 3/4
PB8MX-30S-36	7715-3030	30	3.008	4.100	ST	MPB	1/2 - 1 13/16
8MX-32S-36	7718-3032	32	3.208	2.000	DI	1210	1/2 - 1 1/4
PB8MX-32S-36	7715-3032	32	3.208	3.900	DI	MPB	1/2 - 2
8MX-33S-36	7718-3033	33	3.308	1.700	DI	1610	1/2 - 1 11/16
8MX-34S-36	7718-3034	34	3.409	1.800	DI	1610	1/2 - 1 11/16
PB8MX-34S-36	7715-3034	34	3.409	4.300	DI	MPB	1/2 - 2 1/8
8MX-35S-36	7718-3035	35	3.509	2.000	DI	1610	1/2 - 1 11/16
8MX-36S-36	7718-3036	36	3.609	2.700	DI	1610	1/2 - 1 11/16
PB8MX-36S-36	7715-3036	36	3.609	5.900	DI	MPB	1/2 - 2 5/16
8MX-37S-36	7718-3037	37	3.709	2.100	DI	1610	1/2 - 1 11/16
8MX-38S-36	7718-3038	38	3.810	2.900	DI	1610	1/2 - 1 11/16
PB8MX-38S-36	7715-3038	38	3.810	6.700	DI	MPB	1/2 - 2 7/16
8MX-39S-36	7718-3039	39	3.910	2.400	DI	1610	1/2 - 1 11/16



# Poly Chain® GT® Sprockets

## Product No. Series 7715 & 7718 (continued) 8mm Pitch Sprockets — For Belts 36mm Wide (continued)

Part No.	Product No.	Number of Grooves	Pitch Diameter (in)	Weight (Lbs.)	Material	Bore or Bushing	Bore Range (in)
8MX-40S-36	7718-3040	40	4.010	2.500	DI	2012	1/2 - 2 1/8
8MX-41S-36	7718-3041	41	4.110	2.400	DI	2012	1/2 - 2 1/8
8MX-42S-36	7718-3042	42	4.211	2.800	DI	2012	1/2 - 2 1/8
8MX-45S-36	7718-3045	45	4.511	3.958	DI	2012	1/2 - 2 1/8
8MX-48S-36	7718-3048	48	4.812	4.300	DI	2012	1/2 - 2 1/8
8MX-50S-36	7718-3050	50	5.013	5.100	DI	2012	1/2 - 2 1/8
8MX-53S-36	7718-3053	53	5.314	6.000	DI	2012	1/2 - 2 1/8
8MX-56S-36	7718-3056	56	5.614	6.500	DI	2012	1/2 - 2 1/8
8MX-60S-36	7718-3060	60	6.015	8.900	DI	2517	1/2 - 2 11/16
8MX-63S-36	7718-3063	63	6.316	9.300	DI	2517	1/2 - 2 11/16
8MX-67S-36	7718-3067	67	6.717	10.000	DI	2517	1/2 - 2 11/16
8MX-71S-36	7718-3071	71	7.118	7.000	DI	2517	1/2 - 2 11/16
8MX-75S-36	7718-3075	75	7.519	13.300	DI	2517	1/2 - 2 11/16
8MX-80S-36	7718-3080	80	8.020	15.300	DI	3020	7/8 - 3 1/4
8MX-90S-36	7718-3090	90	9.023	20.900	DI	3020	7/8 - 3 1/4
8MX-112S-36	7718-3112	112	11.229	22.000	GI	3020	7/8 - 3 1/4
8MX-140S-36	7718-3140	140	14.036	39.300	GI	3020	7/8 - 3 1/4
8MX-180S-36	7718-3180	180	18.046	48.900	GI	3020	7/8 - 3 1/4
8MX-224S-36	7718-3224	224	22.457	92.200	GI	3525	1 3/16 - 3 15/16

SYNCHRONOUS METAL

## 8mm Pitch Sprockets — For Belts 62mm Wide

Part No.	Product No.	Number of Grooves	Pitch Diameter (in)	Weight (Lbs.)	Material	Bore or Bushing	Bore Range (in)
PB8MX-22S-62	7715-6022	22	2.206	2.400	ST	MPB	1 - 1 3/16
PB8MX-25S-62	7715-6025	25	2.506	3.600	ST	MPB	1 - 1 1/2
PB8MX-28S-62	7715-6028	28	2.807	4.600	ST	MPB	1 - 1 3/4
PB8MX-30S-62	7715-6030	30	3.008	5.300	ST	MPB	1 - 1 13/16
PB8MX-32S-62	7715-6032	32	3.208	5.554	DI	MPB	1 - 2
8MX-34S-62	7718-6034	34	3.409	5.000	DI	1610	1/2 - 1 11/16
PB8MX-34S-62	7715-6034	34	3.409	5.700	DI	MPB	1 - 2 1/8
8MX-36S-62	7718-6036	36	3.609	5.300	DI	1610	1/2 - 1 11/16
PB8MX-36S-62	7715-6036	36	3.609	8.000	DI	MPB	1 - 2 5/16
8MX-38S-62	7718-6038	38	3.812	5.600	DI	1610	1/2 - 1 11/16
PB8MX-38S-62	7715-6038	38	3.812	9.100	DI	MPB	1 - 2 7/16
8MX-40S-62	7718-6040	40	4.010	5.900	DI	2012	1/2 - 2 1/8
PB8MX-40S-62	7715-6040	40	4.010	10.300	DI	MPB	1 - 2 9/16
8MX-42S-62	7718-6042	42	4.211	3.450	DI	2012	1/2 - 2 1/8
PB8MX-42S-62	7715-6042	42	4.211	11.600	DI	MPB	1 - 2 3/4
8MX-45S-62	7718-6045	45	4.511	6.500	DI	2012	1/2 - 2 1/8
PB8MX-45S-62	7715-6045	45	4.511	13.100	DI	MPB	1 - 2 3/4
8MX-48S-62	7718-6048	48	4.812	6.600	CI	2517	1/2 - 2 11/16
8MX-50S-62	7718-6050	50	5.013	6.700	CI	2517	1/2 - 2 11/16
8MX-53S-62	7718-6053	53	5.314	6.900	CI	2517	1/2 - 2 11/16
8MX-56S-62	7718-6056	56	5.614	7.200	CI	2517	1/2 - 2 11/16
8MX-60S-62	7718-6060	60	6.015	8.900	CI	3020	7/8 - 3 1/4
8MX-63S-62	7718-6063	63	6.316	10.300	CI	3020	7/8 - 3 1/4
8MX-67S-62	7718-6067	67	6.717	11.000	CI	3020	7/8 - 3 1/4
8MX-71S-62	7718-6071	71	7.118	13.500	CI	3020	7/8 - 3 1/4
8MX-75S-62	7718-6075	75	7.519	15.400	CI	3020	7/8 - 3 1/4
8MX-80S-62	7718-6080	80	8.020	23.000	CI	3020	7/8 - 3 1/4
8MX-90S-62	7718-6090	90	9.023	32.700	CI	3020	7/8 - 3 1/4
8MX-112S-62	7718-6112	112	11.229	38.900	CI	3020	7/8 - 3 1/4
8MX-140S-62	7718-6140	140	14.036	78.000	CI	3525	1 3/16 - 3 15/16
8MX-180S-62	7718-6180	180	18.046	89.950	CI	3525	1 3/16 - 3 15/16
8MX-224S-62	7718-6224	224	22.457	130.000	CI	3525	1 3/16 - 3 15/16



# Poly Chain® GT® Sprockets

## Product No. Series 7727

8mm Pitch Poly Chain® GT® - QD® Sprockets for ACHE Applications — For 21mm Poly Chain® GT®2 Belts

Part No.	Product No.	Number of Grooves	Pitch Diameter (in)	Weight (Lbs.)	Material	Bore or Bushing	Bore Range (in)
F8M-36S-21	7727-9536	36	3.609	2.100	CI	SH	1/2 - 1 5/8
F8M-38S-21	7727-9538	38	3.810	2.100	CI	SH	1/2 - 1 5/8
F8M-40S-21	7727-9540	40	4.010	2.300	CI	SH	1/2 - 1 5/8
F8M-42S-21	7727-9542	42	4.211	2.500	CI	SH	1/2 - 1 5/8
F8M-140S-21	7727-9544	140	14.036	25.000	CI	SF	1/2 - 2 13/16
F8M-168S-21	7727-9568	168	16.843	33.800	CI	SF	1/2 - 2 13/16
F8M-180S-21	7727-9580	180	18.046	36.600	CI	SF	1/2 - 2 13/16
F8M-224S-21	7727-9524	224	22.457	50.100	CI	E	7/8 - 3 1/2

## Product No. Series 7716 & 7719

14mm Pitch Sprockets — For Belts 20mm Wide

Part No.	Product No.	Number of Grooves	Pitch Diameter (in)	Weight (Lbs.)	Material	Bore or Bushing	Bore Range (in)
14MX-28S-20	7719-2028	28	4.912	3.900	CI	2012	1/2 - 2 1/8
14MX-29S-20	7719-2029	29	5.088	4.500	CI	2012	1/2 - 2 1/8
14MX-30S-20	7719-2030	30	5.263	4.800	CI	2012	1/2 - 2 1/8
14MX-31S-20	7719-2031	31	5.439	5.500	CI	2012	1/2 - 2 1/8
14MX-32S-20	7719-2032	32	5.614	5.900	CI	2012	1/2 - 2 1/8
14MX-33S-20	7719-2033	33	5.790	6.300	CI	2012	1/2 - 2 1/8
14MX-34S-20	7719-2034	34	5.965	6.900	CI	2012	1/2 - 2 1/8
14MX-35S-20	7719-2035	35	6.141	7.300	CI	2012	1/2 - 2 1/8
14MX-36S-20	7719-2036	36	6.316	7.600	CI	2517	1/2 - 2 11/16
14MX-37S-20	7719-2037	37	6.492	8.200	CI	2517	1/2 - 2 11/16
14MX-38S-20	7719-2038	38	6.667	8.820	CI	2517	1/2 - 2 11/16
14MX-39S-20	7719-2039	39	6.842	9.800	CI	2517	1/2 - 2 11/16
14MX-40S-20	7719-2040	40	7.018	10.110	CI	2517	1/2 - 2 11/16
14MX-43S-20	7719-2043	43	7.544	11.670	CI	2517	1/2 - 2 11/16
14MX-45S-20	7719-2045	45	7.895	13.500	CI	3020	7/8 - 3 1/4
14MX-48S-20	7719-2048	48	8.421	16.440	CI	3020	7/8 - 3 1/4
14MX-50S-20	7719-2050	50	8.772	18.250	CI	3020	7/8 - 3 1/4
14MX-53S-20	7719-2053	53	9.299	20.500	CI	3020	7/8 - 3 1/4
14MX-56S-20	7719-2056	56	9.825	23.150	CI	3525	1 3/16 - 3 15/16
14MX-60S-20	7719-2060	60	10.527	27.450	CI	3525	1 3/16 - 3 15/16
14MX-63S-20	7719-2063	63	11.053	30.190	CI	3525	1 3/16 - 3 15/16
14MX-67S-20	7719-2067	67	11.755	31.250	CI	3525	1 3/16 - 3 15/16
14MX-71S-20	7719-2071	71	12.457	32.510	CI	3525	1 3/16 - 3 15/16
14MX-75S-20	7719-2075	75	13.158	36.150	CI	3525	1 3/16 - 3 15/16
14MX-80S-20	7719-2080	80	14.036	35.430	CI	3525	1 3/16 - 3 15/16
14MX-90S-20	7719-2090	90	15.790	41.290	CI	3525	1 3/16 - 3 15/16
14MX-112S-20	7719-2112	112	19.650	68.000	CI	3525	1 3/16 - 3 15/16
14MX-126S-20	7719-2126	126	22.106	79.000	CI	3525	1 3/16 - 3 15/16
14MX-140S-20	7719-2140	140	24.562	93.000	CI	3525	1 3/16 - 3 15/16
14MX-154S-20	7719-2154	154	27.019	104.000	CI	3525	1 3/16 - 3 15/16
14MX-168S-20	7719-2168	168	29.475	99.500	CI	3525	1 3/16 - 3 15/16
14MX-180S-20	7719-2180	180	31.580	135.000	CI	3525	1 3/16 - 3 15/16
14MX-200S-20	7719-2200	200	35.089	156.000	CI	3525	1 3/16 - 3 15/16
14MX-224S-20	7719-2224	224	39.300	150.200	CI	4030	1 7/16 - 4 7/16

## 14mm Pitch Sprockets — For Belts 37mm Wide

Part No.	Product No.	Number of Grooves	Pitch Diameter (in)	Weight (Lbs.)	Material	Bore or Bushing	Bore Range (in)
14MX-28S-37	7719-3028	28	4.912	4.200	CI	2012	1/2 - 2 1/8
PB14MX-28S-37	7716-3028	28	4.912	11.700	DI	MPB	1 - 2 15/16
14MX-29S-37	7719-3029	29	5.088	4.700	CI	2517	1/2 - 2 11/16

SYNCHRONOUS METAL



# Poly Chain® GT® Sprockets

## Product No. Series 7716 & 7719 (continued) 14mm Pitch Sprockets — For Belts 37mm Wide (continued)

Part No.	Product No.	Number of Grooves	Pitch Diameter (in)	Weight (Lbs.)	Material	Bore or Bushing	Bore Range (in)
14MX-30S-37	7719-3030	30	5.263	5.000	CI	2517	1/2 - 2 11/16
14MX-31S-37	7719-3031	31	5.439	6.000	CI	2517	1/2 - 2 11/16
14MX-32S-37	7719-3032	32	5.614	7.200	CI	2517	1/2 - 2 11/16
14MX-33S-37	7719-3033	33	5.790	7.500	CI	2517	1/2 - 2 11/16
14MX-34S-37	7719-3034	34	5.965	7.800	CI	2517	1/2 - 2 11/16
14MX-35S-37	7719-3035	35	6.141	8.300	CI	2517	1/2 - 2 11/16
14MX-36S-37	7719-3036	36	6.316	8.800	CI	2517	1/2 - 2 11/16
14MX-37S-37	7719-3037	37	6.492	9.300	CI	2517	1/2 - 2 11/16
14MX-38S-37	7719-3038	38	6.667	10.800	CI	3020	7/8 - 3 1/4
14MX-39S-37	7719-3039	39	6.842	11.900	CI	3020	7/8 - 3 1/4
14MX-40S-37	7719-3040	40	7.018	12.200	CI	3020	7/8 - 3 1/4
14MX-43S-37	7719-3043	43	7.544	12.500	CI	3020	7/8 - 3 1/4
14MX-45S-37	7719-3045	45	7.895	15.800	CI	3020	7/8 - 3 1/4
14MX-48S-37	7719-3048	48	8.421	18.700	CI	3020	7/8 - 3 1/4
14MX-50S-37	7719-3050	50	8.772	21.100	CI	3020	7/8 - 3 1/4
14MX-53S-37	7719-3053	53	9.299	24.700	CI	3020	7/8 - 3 1/4
14MX-56S-37	7719-3056	56	9.825	28.200	CI	3525	1 3/16 - 3 15/16
14MX-60S-37	7719-3060	60	10.527	32.200	CI	3525	1 3/16 - 3 15/16
14MX-63S-37	7719-3063	63	11.053	42.800	CI	3525	1 3/16 - 3 15/16
14MX-67S-37	7719-3067	67	11.755	43.500	CI	3525	1 3/16 - 3 15/16
14MX-71S-37	7719-3071	71	12.457	44.100	CI	3525	1 3/16 - 3 15/16
14MX-75S-37	7719-3075	75	13.158	45.500	CI	3525	1 3/16 - 3 15/16
14MX-80S-37	7719-3080	80	14.036	48.700	CI	3525	1 3/16 - 3 15/16
14MX-90S-37	7719-3090	90	15.790	53.300	CI	3525	1 3/16 - 3 15/16
14MX-112S-37	7719-3112	112	19.650	87.000	CI	3525	1 3/16 - 3 15/16
14MX-126S-37	7719-3126	126	22.106	89.000	CI	3525	1 3/16 - 3 15/16
14MX-140S-37	7719-3140	140	24.562	100.900	CI	3525	1 3/16 - 3 15/16
14MX-154S-37	7719-3154	154	27.019	100.200	CI	3525	1 3/16 - 3 15/16
14MX-168S-37	7719-3168	168	29.475	179.000	CI	4030	1 7/16 - 4 7/16
14MX-180S-37	7719-3180	180	31.580	172.300	CI	4030	1 7/16 - 4 7/16
14MX-200S-37	7719-3200	200	35.089	185.400	CI	4030	1 7/16 - 4 7/16
14MX-224S-37	7719-3224	224	39.300	229.100	CI	4030	1 7/16 - 4 7/16

SYNCHRONOUS METAL

## 14mm Pitch Sprockets — For Belts 68mm Wide

Part No.	Product No.	Number of Grooves	Pitch Diameter (in)	Weight (Lbs.)	Material	Bore or Bushing	Bore Range (in)
PB14MX-28S-68	7716-6028	28	4.912	17.000	DI	MPB	1 - 2 15/16
14MX-29S-68	7719-6029	29	5.088	14.700	CI	2517	1/2 - 2 11/16
PB14MX-29S-68	7716-6029	29	5.088	19.000	DI	MPB	1 - 3 3/16
14MX-30S-68	7719-6030	30	5.263	14.000	CI	2517	1/2 - 2 11/16
PB14MX-30S-68	7716-6030	30	5.263	20.000	DI	MPB	1 - 3 3/16
14MX-31S-68	7719-6031	31	5.439	14.300	CI	2517	1/2 - 2 11/16
PB14MX-31S-68	7716-6031	31	5.439	16.800	DI	MPB	1 - 3 7/16
14MX-32S-68	7719-6032	32	5.614	14.600	CI	2517	1/2 - 2 11/16
PB14MX-32S-68	7716-6032	32	5.614	18.000	DI	MPB	1 - 3 7/16
14MX-33S-68	7719-6033	33	5.790	14.900	CI	2517	1/2 - 2 11/16
PB14MX-33S-68	7716-6033	33	5.790	26.000	DI	MPB	1 - 3 1/2
14MX-34S-68	7719-6034	34	5.965	15.200	CI	2517	1/2 - 2 11/16
PB14MX-34S-68	7716-6034	34	5.965	21.100	DI	MPB	1 - 3 1/2
14MX-35S-68	7719-6035	35	6.141	15.500	CI	3020	7/8 - 3 1/4
14MX-36S-68	7719-6036	36	6.316	15.800	CI	3020	7/8 - 3 1/4
14MX-37S-68	7719-6037	37	6.492	16.100	CI	3020	7/8 - 3 1/4
14MX-38S-68	7719-6038	38	6.667	16.400	CI	3020	7/8 - 3 1/4
14MX-39S-68	7719-6039	39	6.842	16.700	CI	3020	7/8 - 3 1/4
14MX-40S-68	7719-6040	40	7.018	17.000	CI	3020	7/8 - 3 1/4
14MX-43S-68	7719-6043	43	7.544	17.200	CI	3020	7/8 - 3 1/4
14MX-45S-68	7719-6045	45	7.895	20.400	CI	3020	7/8 - 3 1/4



# Poly Chain® GT® Sprockets

## Product No. Series 7716 & 7719 (continued) 14mm Pitch Sprockets — For Belts 68mm Wide (continued)

Part No.	Product No.	Number of Grooves	Pitch Diameter (in)	Weight (Lbs.)	Material	Bore or Bushing	Bore Range (in)
14MX-48S-68	7719-6048	48	8.421	24.600	CI	3525	1 3/16 - 3 15/16
14MX-50S-68	7719-6050	50	8.772	29.400	CI	3525	1 3/16 - 3 15/16
14MX-53S-68	7719-6053	53	9.299	35.700	CI	3525	1 3/16 - 3 15/16
14MX-56S-68	7719-6056	56	9.825	39.900	CI	3525	1 3/16 - 3 15/16
14MX-60S-68	7719-6060	60	10.527	50.600	CI	3525	1 3/16 - 3 15/16
14MX-63S-68	7719-6063	63	11.053	58.000	CI	3525	1 3/16 - 3 15/16
14MX-67S-68	7719-6067	67	11.755	60.000	CI	3525	1 3/16 - 3 15/16
14MX-71S-68	7719-6071	71	12.457	63.300	CI	3525	1 3/16 - 3 15/16
14MX-75S-68	7719-6075	75	13.158	68.600	CI	3525	1 3/16 - 3 15/16
14MX-80S-68	7719-6080	80	14.036	76.300	CI	3525	1 3/16 - 3 15/16
14MX-90S-68	7719-6090	90	15.790	82.600	CI	4030	1 7/16 - 4 7/16
14MX-112S-68	7719-6112	112	19.650	100.370	CI	4030	1 7/16 - 4 7/16
14MX-140S-68	7719-6140	140	24.562	190.000	CI	4030	1 7/16 - 4 7/16
14MX-168S-68	7719-6168	168	29.475	239.100	CI	4535	1 15/16 - 4 15/16
14MX-180S-68	7719-6180	180	31.580	250.600	CI	4535	1 15/16 - 4 15/16
14MX-200S-68	7719-6200	200	35.089	262.500	CI	4535	1 15/16 - 4 15/16
14MX-224S-68	7719-6224	224	39.300	350.000	CI	5040	2 7/16 - 5

SYNCHRONOUS METAL

## 14mm Pitch Sprockets — For Belts 90mm Wide

Part No.	Product No.	Number of Grooves	Pitch Diameter (in)	Weight (Lbs.)	Material	Bore or Bushing	Bore Range (in)
PB14MX-28S-90	7716-9028	28	4.912	20.000	DI	MPB	1 1/2 - 2 15/16
PB14MX-29S-90	7716-9029	29	5.088	22.095	DI	MPB	1 1/2 - 3 3/16
PB14MX-30S-90	7716-9030	30	5.263	24.000	DI	MPB	1 1/2 - 3 3/16
PB14MX-31S-90	7716-9031	31	5.439	21.800	DI	MPB	1 1/2 - 3 7/16
PB14MX-32S-90	7716-9032	32	5.614	27.000	DI	MPB	1 1/2 - 3 7/16
PB14MX-33S-90	7716-9033	33	5.790	30.000	DI	MPB	1 1/2 - 3 1/2
PB14MX-34S-90	7716-9034	34	5.965	27.200	DI	MPB	1 1/2 - 3 1/2
14MX-35S-90	7719-9035	35	6.141	22.900	CI	3020	7/8 - 3 1/4
PB14MX-35S-90	7716-9035	35	6.141	28.700	DI	MPB	1 1/2 - 3 13/16
14MX-36S-90	7719-9036	36	6.316	23.100	CI	3020	7/8 - 3 1/4
PB14MX-36S-90	7716-9036	36	6.316	30.300	DI	MPB	1 1/2 - 3 13/16
14MX-37S-90	7719-9037	37	6.492	23.400	CI	3020	7/8 - 3 1/4
PB14MX-37S-90	7716-9037	37	6.492	32.100	DI	MPB	1 1/2 - 4 1/8
14MX-38S-90	7719-9038	38	6.667	23.700	CI	3020	7/8 - 3 1/4
PB14MX-38S-90	7716-9038	38	6.667	33.900	DI	MPB	1 1/2 - 4 1/8
14MX-39S-90	7719-9039	39	6.842	24.000	CI	3020	7/8 - 3 1/4
PB14MX-39S-90	7716-9039	39	6.842	35.800	DI	MPB	1 1/2 - 4 3/8
14MX-40S-90	7719-9040	40	7.018	24.300	CI	3020	7/8 - 3 1/4
PB14MX-40S-90	7716-9040	40	7.018	37.700	DI	MPB	1 1/2 - 4 3/8
14MX-43S-90	7719-9043	43	7.544	24.700	CI	3525	1 3/16 - 3 15/16
14MX-45S-90	7719-9045	45	7.895	27.300	CI	3525	1 3/16 - 3 15/16
14MX-48S-90	7719-9048	48	8.421	33.400	CI	3525	1 3/16 - 3 15/16
14MX-50S-90	7719-9050	50	8.772	29.300	CI	3525	1 3/16 - 3 15/16
14MX-53S-90	7719-9053	53	9.299	46.800	CI	3525	1 3/16 - 3 15/16
14MX-56S-90	7719-9056	56	9.825	42.100	CI	4030	1 7/16 - 4 7/16
14MX-60S-90	7719-9060	60	10.527	50.450	CI	4030	1 7/16 - 4 7/16
14MX-63S-90	7719-9063	63	11.053	64.600	CI	4030	1 7/16 - 4 7/16
14MX-67S-90	7719-9067	67	11.755	70.000	CI	4030	1 7/16 - 4 7/16
14MX-71S-90	7719-9071	71	12.457	86.700	CI	4030	1 7/16 - 4 7/16
14MX-75S-90	7719-9075	75	13.158	85.000	CI	4030	1 7/16 - 4 7/16
14MX-80S-90	7719-9080	80	14.036	88.000	CI	4030	1 7/16 - 4 7/16
14MX-90S-90	7719-9090	90	15.790	89.050	CI	4030	1 7/16 - 4 7/16
14MX-112S-90	7719-9112	112	19.650	197.900	CI	4535	1 15/16 - 4 15/16
14MX-140S-90	7719-9140	140	24.562	240.000	CI	5040	2 7/16 - 5
14MX-168S-90	7719-9168	168	29.475	327.300	CI	6050	4 7/16 - 6
14MX-180S-90	7719-9180	180	31.580	335.900	CI	6050	4 7/16 - 6



# Poly Chain® GT® Sprockets

## Product No. Series 7716 & 7719 (continued) 14mm Pitch Sprockets — For Belts 90mm Wide (continued)

Part No.	Product No.	Number of Grooves	Pitch Diameter (in)	Weight (Lbs.)	Material	Bore or Bushing	Bore Range (in)
14MX-200S-90	7719-9200	200	35.089	344.500	CI	6050	4 7/16 - 6
14MX-224S-90	7719-9224	224	39.300	589.000	CI	6050	4 7/16 - 6

## 14mm Pitch Sprockets — For Belts 125mm Wide

Part No.	Product No.	Number of Grooves	Pitch Diameter (in)	Weight (Lbs.)	Material	Bore or Bushing	Bore Range (in)
PB14MX-28S-125	7716-8028	28	4.912	22.000	DI	MPB	1 1/2 - 2 15/16
PB14MX-29S-125	7716-8029	29	5.087	27.000	DI	MPB	1 1/2 - 3 3/16
PB14MX-30S-125	7716-8030	30	5.263	30.200	DI	MPB	1 1/2 - 3 3/16
PB14MX-31S-125	7716-8031	31	5.438	32.000	DI	MPB	1 1/2 - 3 7/16
PB14MX-32S-125	7716-8032	32	5.614	34.000	DI	MPB	1 1/2 - 3 7/16
PB14MX-33S-125	7716-8033	33	5.790	31.800	DI	MPB	1 1/2 - 3 1/2
PB14MX-34S-125	7716-8034	34	5.965	34.300	DI	MPB	1 1/2 - 3 1/2
PB14MX-35S-125	7716-8035	35	6.140	36.200	DI	MPB	1 1/2 - 3 13/16
PB14MX-36S-125	7716-8036	36	6.315	38.000	DI	MPB	1 1/2 - 3 13/16
PB14MX-37S-125	7716-8037	37	6.491	40.300	DI	MPB	1 1/2 - 4 1/8
PB14MX-38S-125	7716-8038	38	6.666	42.500	DI	MPB	1 1/2 - 4 1/8
PB14MX-39S-125	7716-8039	39	6.842	44.900	DI	MPB	1 1/2 - 4 3/8
PB14MX-40S-125	7716-8040	40	7.017	54.000	DI	MPB	1 1/2 - 4 3/8
PB14MX-43S-125	7716-8043	43	7.543	55.500	DI	MPB	1 1/2 - 4 13/16
PB14MX-45S-125	7716-8045	45	7.894	61.300	DI	MPB	1 1/2 - 5
PB14MX-48S-125	7716-8048	48	8.421	68.700	DI	MPB	1 1/2 - 5 5/8
14MX-50S-125	7719-8050	50	8.771	39.400	DI	4535	1 15/16 - 4 15/16
14MX-53S-125	7719-8053	53	9.290	50.100	DI	4535	1 15/16 - 4 15/16
14MX-56S-125	7719-8056	56	9.824	52.600	DI	4535	1 15/16 - 4 15/16
14MX-60S-125	7719-8060	60	10.526	63.300	CI	4535	1 15/16 - 4 15/16
14MX-63S-125	7719-8063	63	11.052	77.200	CI	4535	1 15/16 - 4 15/16
14MX-67S-125	7719-8067	67	11.754	93.800	CI	4535	1 15/16 - 4 15/16
14MX-71S-125	7719-8071	71	12.455	93.000	CI	5040	2 7/16 - 5
14MX-75S-125	7719-8075	75	13.157	132.800	CI	5040	2 7/16 - 5
14MX-80S-125	7719-8080	80	14.034	137.000	CI	5040	2 7/16 - 5
14MX-90S-125	7719-8090	90	15.790	121.000	CI	5040	2 7/16 - 5
14MX-112S-125	7719-8112	112	19.650	210.600	CI	6050	4 7/16 - 6
14MX-140S-125	7719-8140	140	24.560	270.300	CI	6050	4 7/16 - 6
14MX-168S-125	7719-8168	168	29.472	345.200	CI	7060	4 15/16 - 7
14MX-180S-125	7719-8180	180	31.580	365.200	CI	7060	4 15/16 - 7
14MX-200S-125	7719-8200	200	35.086	373.500	CI	7060	4 15/16 - 7
14MX-224S-125	7719-8224	224	39.300	753.000	CI	7060	4 15/16 - 7

SYNCHRONOUS METAL

## Product No. Series 7719 14mm Pitch Poly Chain® GT® - Taper-Lock® Sprockets for ACHE Applications — For Belts 37mm Wide

Part No.	Product No.	Number of Grooves	Pitch Diameter (in)	Weight (Lbs.)	Material	Bore or Bushing	Bore Range (in)
F14MX-180S-37	7719-9702	180	31.580	120.000	CI	3020	7/8 - 3 1/4
F14MX-200S-37	7719-9700	200	35.086	130.000	CI	3020	7/8 - 3 1/4
F14MX-224S-37	7719-9704	224	39.296	177.000	CI	3020	7/8 - 3 1/4



# Poly Chain® GT® Sprockets

## Product No. Series 7727

### 14mm Pitch Poly Chain® GT® - QD® Sprockets for ACHE Applications — For Belts 20mm Wide

Part No.	Product No.	Number of Grooves	Pitch Diameter (in)	Weight (Lbs.)	Material	Bore or Bushing	Bore Range (in)
F14M-28S-20	7727-9628	28	4.912	3.900	DI	SK	1/2 - 2 1/2
F14M-29S-20	7727-9629	29	5.088	4.500	DI	SK	1/2 - 2 1/2
F14M-30S-20	7727-9630	30	5.263	4.800	CI	SK	1/2 - 2 1/2
F14M-31S-20	7727-9631	31	5.439	5.500	CI	SK	1/2 - 2 1/2
F14M-32S-20	7727-9632	32	5.614	5.900	CI	SK	1/2 - 2 1/2
F14M-33S-20	7727-9633	33	5.790	6.300	CI	SK	1/2 - 2 1/2
F14M-34S-20	7727-9634	34	5.965	6.900	CI	SK	1/2 - 2 1/2
F14M-35S-20	7727-9635	35	6.141	7.300	CI	SK	1/2 - 2 1/2
F14M-36S-20	7727-9720	36	6.315	7.900	CI	SF	1 - 2 1/2
F14M-140S-20	7727-9644	140	24.560	66.100	CI	E	7/8 - 3 1/2
F14M-168S-20	7727-9668	168	29.472	90.000	CI	F	1 - 4
F14M-180S-20	7727-9680	180	31.580	107.300	CI	F	1 - 4
F14M-200S-20	7727-9600	200	35.086	119.000	CI	F	1 - 4
F14M-224S-20	7727-9624	224	39.300	125.000	CI	F	1 - 4

SYNCHRONOUS METAL

### 14mm Pitch Poly Chain® GT® - QD® Sprockets for ACHE Applications — For Belts 37mm Wide

Part No.	Product No.	Number of Grooves	Pitch Diameter (in)	Weight (Lbs.)	Material	Bore or Bushing	Bore Range (in)
F14M-28S-37	7727-9728	28	4.912	4.200	DI	SK	1/2 - 2 1/2
F14M-29S-37	7727-9729	29	5.088	4.700	DI	SK	1/2 - 2 1/2
F14M-30S-37	7727-9730	30	5.263	5.000	DI	SK	1/2 - 2 1/2
F14M-31S-37	7727-9731	31	5.439	6.000	DI	SK	1/2 - 2 1/2
F14M-32S-37	7727-9732	32	5.614	7.100	CI	SK	1/2 - 2 1/2
F14M-33S-37	7727-9733	33	5.790	7.500	DI	SK	1/2 - 2 1/2
F14M-34S-37	7727-9734	34	5.965	7.800	DI	SK	1/2 - 2 1/2
F14M-35S-37	7727-9735	35	6.141	8.300	DI	SK	1/2 - 2 1/2
F14M-36S-37	7727-9737	36	6.315	8.800	CI	SF	1/2 - 2 1/2
F14M-180S-37	7727-9702	180	31.580	120.000	CI	E	7/8 - 3 1/2
F14M-200S-37	7727-9700	200	35.089	130.000	CI	E	7/8 - 3 1/2
F14M-224S-37	7727-9704	224	39.300	177.000	CI	E	7/8 - 3 1/2



# Poly Chain® GT® Sprockets - Stainless Steel

**Notes**

Details shown which do not affect drive function or overall weight may be changed without notification.

On a sprocket, pitch is the distance between groove centers and is measured on the pitch circle of the sprocket. The pitch circle of the sprocket coincides with the pitch line of the belt mating with it. The pitch diameter of the sprocket is always greater than its outside diameter.

Sprocket part numbers are comprised of pitch, number of grooves and width. For example; part number SS8MX-28S-12 denotes "SS" for stainless steel, 8mm pitch, 28 grooves, "S" for sprocket and 12mm width.

## Product No. Series 7769 8mm Pitch Sprockets — For Belts 12mm Wide

Part No.	Product No.	Number of Grooves	Pitch Diameter (in)	Weight (Lbs.)	Material	Bore or Bushing	Bore Range (in)
SS 8MX-28S-12 1108	7769-1228	28	2.807	.900	SS	1108	1/2 - 1 1/8
SS 8MX-28S-12 MPB	7769-9128	28	2.807	1.400	SS	MPB	1/2 - 1 3/4
SS 8MX-29S-12 1108	7769-1229	29	2.907	.900	SS	1108	1/2 - 1 1/8
SS 8MX-29S-12 MPB	7769-9129	29	2.907	1.500	SS	MPB	1/2 - 1 3/4
SS 8MX-30S-12 1108	7769-1230	30	3.008	1.000	SS	1108	1/2 - 1 1/8
SS 8MX-30S-12 MPB	7769-9130	30	3.008	1.600	SS	MPB	1/2 - 1 13/16
SS 8MX-32S-12 1210	7769-1232	32	3.208	1.200	SS	1210	1/2 - 1 1/4
SS 8MX-32S-12 MPB	7769-9132	32	3.208	1.700	SS	MPB	1/2 - 2
SS 8MX-34S-12 1610	7769-1234	34	3.409	1.300	SS	1610	1/2 - 1 11/16
SS 8MX-34S-12 MPB	7769-9134	34	3.409	1.800	SS	MPB	1/2 - 2 1/8
SS 8MX-36S-12 1610	7769-1236	36	3.609	1.400	SS	1610	1/2 - 1 11/16
SS 8MX-38S-12 1610	7769-1238	38	3.810	1.600	SS	1610	1/2 - 1 11/16
SS 8MX-40S-12 2012	7769-1240	40	4.010	1.900	SS	2012	1/2 - 2 1/8
SS 8MX-42S-12 2012	7769-1242	42	4.211	2.300	SS	2012	1/2 - 2 1/8
SS 8MX-45S-12 2012	7769-1245	45	4.511	2.500	SS	2012	1/2 - 2 1/8
SS 8MX-48S-12 2012	7769-1248	48	4.812	2.700	SS	2012	1/2 - 2 1/8
SS 8MX-50S-12 2012	7769-1250	50	5.013	3.900	SS	2012	1/2 - 2 1/8
SS 8MX-53S-12 2012	7769-1253	53	5.314	3.700	SS	2012	1/2 - 2 1/8
SS 8MX-56S-12 2012	7769-1256	56	5.514	4.200	SS	2012	1/2 - 2 1/8
SS 8MX-60S-12 2012	7769-1260	60	6.015	4.900	SS	2012	1/2 - 2 1/8

SYNCHRONOUS METAL

## 8mm Pitch Sprockets — For Belts 21mm Wide

Part No.	Product No.	Number of Grooves	Pitch Diameter (in)	Weight (Lbs.)	Material	Bore or Bushing	Bore Range (in)
SS 8MX-28S-21 1108	7769-2128	28	2.807	2.100	SS	1108	1/2 - 1 1/8
SS 8MX-28S-21 MPB	7769-9228	28	2.807	1.800	SS	MPB	1/2 - 1 3/4
SS 8MX-29S-21 1108	7769-2129	29	2.907	2.300	SS	1108	1/2 - 1 1/8
SS 8MX-29S-21 MPB	7769-9229	29	2.907	2.000	SS	MPB	1/2 - 1 3/4
SS 8MX-30S-21 1108	7769-2130	30	3.008	2.500	SS	1108	1/2 - 1 1/8
SS 8MX-30S-21 MPB	7769-9230	30	3.008	2.200	SS	MPB	1/2 - 1 13/16
SS 8MX-32S-21 1210	7769-2132	32	3.208	3.000	SS	1210	1/2 - 1 1/4
SS 8MX-32S-21 MPB	7769-9232	32	3.208	2.500	SS	MPB	1/2 - 2
SS 8MX-34S-21 1610	7769-2134	34	3.409	1.900	SS	1610	1/2 - 1 11/16
SS 8MX-34S-21 MPB	7769-9234	34	3.409	2.700	SS	MPB	1/2 - 2
SS 8MX-36S-21 1610	7769-2136	36	3.609	2.100	SS	1610	1/2 - 1 11/16
SS 8MX-38S-21 1610	7769-2138	38	3.810	2.300	SS	1610	1/2 - 1 11/16
SS 8MX-40S-21 2012	7769-2140	40	4.010	2.300	SS	2012	1/2 - 2 1/8
SS 8MX-42S-21 2012	7769-2142	42	4.211	2.500	SS	2012	1/2 - 2 1/8
SS 8MX-45S-21 2012	7769-2145	45	4.511	3.000	SS	2012	1/2 - 2 1/8
SS 8MX-48S-21 2012	7769-2148	48	4.812	3.400	SS	2012	1/2 - 2 1/8
SS 8MX-50S-21 2012	7769-2150	50	5.013	3.900	SS	2012	1/2 - 2 1/8
SS 8MX-53S-21 2012	7769-2153	53	5.314	4.400	SS	2012	1/2 - 2 1/8
SS 8MX-56S-21 2012	7769-2156	56	5.614	4.800	SS	2012	1/2 - 2 1/8
SS 8MX-60S-21 2012	7769-2160	60	6.015	7.700	SS	2012	1/2 - 2 1/8



# Poly Chain® GT® Sprockets - Re-Bore

**Notes**

Details shown which do not affect drive function or overall weight may be changed without notification. Orders must be placed through the Made-to-Order Metals team. Rework applies only to plain bore sprockets. When ordering, specify the part number and rework needed. Rework options are as follows: BTS = Bored to Size and includes Standard Keyway and set screws. PB = Plain Bore. No Keyway. No Set Screws. KKY = Keyway only. SS = Set Screw only. To order, contact the Made-to-Order Metals Team 800-709-6001 or email makemymetal@gates.com.

**Product No. Series 7896**

**8MX**

Part No.	Product No.	Bore Range Min. (in)	Bore Range Max. (in)	Pitch Diameter (in)
8MX-22S-12 REBORE	7896-3282	1/2	1 3/16	2.206
8MX-25S-12 REBORE	7896-3307	1/2	1 1/2	2.506
8MX-28S-12 REBORE	7896-3335	1/2	1 3/4	2.807
8MX-30S-12 REBORE	7896-3480	1/2	1 13/16	3.008
8MX-32S-12 REBORE	7896-3481	1/2	2	3.206
8MX-22S-21 REBORE	7896-3482	1/2	1 3/16	2.206
8MX-25S-21 REBORE	7896-3488	1/2	1 1/2	2.506
8MX-28S-21 REBORE	7896-3489	1/2	1 3/4	2.807
8MX-30S-21 REBORE	7896-3507	1/2	1 13/16	3.008
8MX-32S-21 REBORE	7896-3522	1/2	2	3.208
8MX-22S-36 REBORE	7896-3527	1/2	1 3/16	2.206
8MX-25S-36 REBORE	7896-3528	1/2	1 1/2	2.506
8MX-28S-36 REBORE	7896-3529	1/2	1 3/4	2.807
8MX-30S-36 REBORE	7896-3600	1/2	1 13/16	3.008
8MX-32S-36 REBORE	7896-3659	1/2	2	3.208

Part No.	Product No.	Bore Range Min. (in)	Bore Range Max. (in)	Pitch Diameter (in)
8MX-34S-36 REBORE	7896-3661	1/2	2 1/8	3.409
8MX-36S-36 REBORE	7896-3666	1/2	2 5/16	3.609
8MX-38S-36 REBORE	7896-3672	1/2	2 7/16	3.810
8MX-22S-62 REBORE	7896-3708	1	1 3/16	2.206
8MX-25S-62 REBORE	7896-3801	1	1 1/2	2.506
8MX-28S-62 REBORE	7896-3802	1	1 3/4	2.807
8MX-30S-62 REBORE	7896-3838	1	1 13/16	3.008
8MX-32S-62 REBORE	7896-3842	1	2	3.208
8MX-34S-62 REBORE	7896-3896	1	2 1/8	3.409
8MX-36S-62 REBORE	7896-3902	1	2 5/16	3.609
8MX-38S-62 REBORE	7896-3903	1	2 7/16	3.812
8MX-40S-62 REBORE	7896-3920	1	2 9/16	4.010
8MX-42S-62 REBORE	7896-3965	1	2 3/4	4.211
8MX-45S-62 REBORE	7896-4034	1	2 3/4	4.511

**14MX**

Part No.	Product No.	Bore Range Min. (in)	Bore Range Max. (in)	Pitch Diameter (in)
14MX-28S-37 REBORE	7896-4326	1/2	2 15/16	4.912
14MX-28S-68 REBORE	7896-4327	1	2 15/16	4.912
14MX-29S-68 REBORE	7896-4328	1	3 3/16	5.088
14MX-30S-68 REBORE	7896-4329	1	3 3/16	5.263
14MX-31S-68 REBORE	7896-4352	1	3 7/16	5.439
14MX-32S-68 REBORE	7896-4483	1	3 7/16	5.614
14MX-33S-68 REBORE	7896-4500	1	3 1/2	5.790
14MX-34S-68 REBORE	7896-4504	1	3 1/2	5.965
14MX-28S-90 REBORE	7896-4505	1 1/2	2 15/16	4.912
14MX-29S-90 REBORE	7896-4540	1 1/2	3 3/16	5.088
14MX-30S-90 REBORE	7896-4541	1 1/2	3 3/16	5.263
14MX-31S-90 REBORE	7896-4543	1 1/2	3 7/16	5.439
14MX-32S-90 REBORE	7896-4552	1 1/2	3 7/16	5.614
14MX-33S-90 REBORE	7896-4560	1 1/2	3 1/2	5.790
14MX-34S-90 REBORE	7896-4626	1 1/2	3 1/2	5.965
14MX-35S-90 REBORE	7896-4627	1 1/2	3 1/3	6.141
14MX-36S-90 REBORE	7896-4665	1 1/2	3 13/16	6.316
14MX-37S-90 REBORE	7896-4630	1 1/2	4 1/8	6.492
14MX-38S-90 REBORE	7896-4704	1 1/2	4 1/8	6.667

Part No.	Product No.	Bore Range Min. (in)	Bore Range Max. (in)	Pitch Diameter (in)
14MX-39S-90 REBORE	7896-4753	1 1/2	4 3/8	6.842
14MX-40S-90 REBORE	7896-4754	1 1/2	4 3/8	7.018
14MX-28S-125 REBORE	7896-4755	1 1/2	2 15/16	4.912
14MX-29S-125 REBORE	7896-4890	1 1/2	3 3/16	5.087
14MX-30S-125 REBORE	7896-4897	1 1/2	3 3/16	5.236
14MX-31S-125 REBORE	7896-4968	1 1/2	3 7/16	5.438
14MX-32S-125 REBORE	7896-5045	1 1/2	3 7/16	5.614
14MX-33S-125 REBORE	7896-5055	1 1/2	3 1/2	5.790
14MX-34S-125 REBORE	7896-5082	1 1/2	3 1/2	5.965
14MX-35S-125 REBORE	7896-5161	1 1/2	3 13/16	6.140
14MX-36S-125 REBORE	7896-5171	1 1/2	3 13/16	6.315
14MX-37S-125 REBORE	7896-5251	1 1/2	4 1/8	6.491
14MX-38S-125 REBORE	7896-5257	1 1/2	4 1/8	6.666
14MX-39S-125 REBORE	7896-5268	1 1/2	4 3/8	6.842
14MX-40S-125 REBORE	7896-5280	1 1/2	4 3/8	7.017
14MX-43S-125 REBORE	7896-5326	1 1/2	4 13/16	7.543
14MX-45S-125 REBORE	7896-5447	1 1/2	5	7.894
14MX-48S-125 REBORE	7896-5448	1 1/2	5 5/8	8.421

SYNCHRONOUS METAL



# PowerGrip® GT® and Poly Chain® GT® - 5M Sprockets

**Notes**

Abbreviations used for sprocket materials: GI=Gray Iron, DI=Ductile Iron, SiS=Sintered Steel, ST=Steel, CI=Cast Iron.

Details shown which do not affect drive function or overall weight may be changed without notification.

On a sprocket, pitch is the distance between groove centers and is measured on the pitch circle of the sprocket. The pitch circle of the sprocket coincides with the pitch line of the belt mating with it. The pitch diameter of the sprocket is always greater than its outside diameter.

Sprocket part numbers are comprised of pitch, number of grooves and width. For example; part number P52-5MGT-15 denotes 52 grooves, 5mm pitch and 15mm width.

**WARNING:** Do NOT use these sprockets with rim speeds in excess of 6,500 fpm.**Product No. Series 7709****5mm Pitch Sprockets — For Belts 9 and 15mm Wide**

Part No.	Product No.	Number of Grooves	Pitch Diameter (in)	Weight (Lbs.)	Material	Bore or Bushing	Bore Range (in)
P18-5MGT-15-MPB	7709-3018	18	1.128	.240	ST	MPB	1/4 - 3/8
P19-5MGT-15-MPB	7709-3019	19	1.191	.280	ST	MPB	1/4 - 7/16
P20-5MGT-15-MPB	7709-3020	20	1.253	.320	ST	MPB	1/4 - 1/2
P21-5MGT-15-MPB	7709-3021	21	1.316	.360	ST	MPB	1/4 - 1/2
P22-5MGT-15-MPB	7709-3022	22	1.379	.400	ST	MPB	1/4 - 1/2
P23-5MGT-15-MPB	7709-3023	23	1.441	.440	ST	MPB	3/8 - 5/8
P24-5MGT-15-MPB	7709-3024	24	1.504	.470	ST	MPB	3/8 - 5/8
P25-5MGT-15-MPB	7709-3025	25	1.567	.550	ST	MPB	3/8 - 5/8
P26-5MGT-15-MPB	7709-3026	26	1.629	.566	ST	MPB	3/8 - 11/16
P28-5MGT-15-MPB	7709-3028	28	1.755	.670	ST	MPB	1/2 - 3/4
P30-5MGT-15-MPB	7709-3030	30	1.880	.771	ST	MPB	1/2 - 15/16
P32-5MGT-15-MPB	7709-3032	32	2.005	.880	ST	MPB	1/2 - 15/16
P34-5MGT-15-MPB	7709-3034	34	2.130	.950	ST	MPB	1/2 - 1
P36-5MGT-15	7709-1036	36	2.256	.500	ST	1108	1/2 - 1 1/8
P36-5MGT-15-MPB	7709-3036	36	2.256	1.120	ST	MPB	1/2 - 1
P38-5MGT-15	7709-1038	38	2.381	.610	ST	1108	1/2 - 1 1/8
P38-5MGT-15-MPB	7709-3038	38	2.381	1.350	ST	MPB	1/2 - 1 1/4
P40-5MGT-15	7709-1040	40	2.506	.720	ST	1108	1/2 - 1 1/8
P40-5MGT-15-MPB	7709-3040	40	2.506	1.540	ST	MPB	1/2 - 1 5/16
P44-5MGT-15	7709-1044	44	2.757	.950	ST	1108	1/2 - 1 1/8
P45-5MGT-15-MPB	7709-3045	45	2.820	2.000	ST	MPB	1/2 - 1 1/2
P48-5MGT-15	7709-1048	48	3.007	.970	ST	1210	1/2 - 1 1/4
P50-5MGT-15-MPB	7709-3050	50	3.113	2.300	ST	MPB	1/2 - 1 3/4
P52-5MGT-15	7709-1052	52	3.258	1.170	DI	1210	1/2 - 1 1/4
P56-5MGT-15	7709-1056	56	3.509	1.370	DI	1610	1/2 - 1 11/16
P60-5MGT-15	7709-1060	60	3.760	1.680	DI	1610	1/2 - 1 11/16
P64-5MGT-15	7709-1064	64	4.010	2.170	DI	1610	1/2 - 1 11/16
P68-5MGT-15	7709-1068	68	4.261	2.100	DI	1610	1/2 - 1 11/16
P72-5MGT-15	7709-1072	72	4.511	2.722	DI	1610	1/2 - 1 11/16
P80-5MGT-15	7709-1080	80	5.013	3.150	DI	1610	1/2 - 1 11/16
P90-5MGT-15	7709-1090	90	5.639	4.170	DI	1610	1/2 - 1 11/16
P112-5MGT-15	7709-1112	112	7.018	5.160	DI	2012	1/2 - 2 1/8

SYNCHRONOUS METAL

**5mm Pitch Sprockets — For Belts 25mm Wide**

Part No.	Product No.	Number of Grooves	Pitch Diameter (in)	Weight (Lbs.)	Material	Bore or Bushing	Bore Range (in)
P18-5MGT-25-MPB	7709-5018	18	1.128	.390	ST	MPB	1/4 - 3/8
P19-5MGT-25-MPB	7709-5019	19	1.191	.430	ST	MPB	1/4 - 7/16
P20-5MGT-25-MPB	7709-5020	20	1.253	.470	ST	MPB	1/4 - 1/2
P21-5MGT-25-MPB	7709-5021	21	1.316	.510	ST	MPB	1/4 - 1/2
P22-5MGT-25-MPB	7709-5022	22	1.379	.550	ST	MPB	1/4 - 1/2
P23-5MGT-25-MPB	7709-5023	23	1.441	.590	ST	MPB	3/8 - 5/8
P24-5MGT-25-MPB	7709-5024	24	1.504	.640	ST	MPB	3/8 - 5/8
P25-5MGT-25-MPB	7709-5025	25	1.566	.700	ST	MPB	3/8 - 5/8
P26-5MGT-25-MPB	7709-5026	26	1.629	.760	ST	MPB	3/8 - 11/16
P28-5MGT-25-MPB	7709-5028	28	1.754	.877	ST	MPB	1/2 - 15/16
P30-5MGT-25-MPB	7709-5030	30	1.880	1.000	ST	MPB	1/2 - 15/16
P32-5MGT-25-MPB	7709-5032	32	2.005	1.160	ST	MPB	1/2 - 15/16

# PowerGrip® GT® and Poly Chain® GT® - 5M Sprockets

**Product No. Series 7709 (continued)**

**5mm Pitch Sprockets — For Belts 25mm Wide (continued)**

Part No.	Product No.	Number of Grooves	Pitch Diameter (in)	Weight (Lbs.)	Material	Bore or Bushing	Bore Range (in)
P34-5MGT-25-MPB	7709-5034	34	2.130	1.320	ST	MPB	1/2 - 1
P36-5MGT-25	7709-2036	36	2.256	.720	ST	1108	1/2 - 1 1/8
P36-5MGT-25-MPB	7709-5036	36	2.256	1.490	ST	MPB	1/2 - 1
P38-5MGT-25	7709-2038	38	2.381	.800	ST	1108	1/2 - 1 1/8
P38-5MGT-25-MPB	7709-5038	38	2.381	.792	ST	MPB	1/2 - 1 1/4
P40-5MGT-25	7709-2040	40	2.506	1.080	ST	1108	1/2 - 1 1/8
P40-5MGT-25-MPB	7709-5040	40	2.506	2.100	ST	MPB	1/2 - 1 5/16
P44-5MGT-25	7709-2044	44	2.757	1.200	ST	1108	1/2 - 1 1/8
P45-5MGT-25-MPB	7709-5045	45	2.820	2.650	ST	MPB	1/2 - 1 1/2
P48-5MGT-25	7709-2048	48	3.008	1.400	ST	1210	1/2 - 1 1/4
P50-5MGT-25-MPB	7709-5050	50	3.133	3.000	ST	MPB	1/2 - 1 3/4
P52-5MGT-25	7709-2052	52	3.258	1.430	DI	1210	1/2 - 1 1/4
P56-5MGT-25	7709-2056	56	3.509	1.640	DI	1610	1/2 - 1 11/16
P60-5MGT-25	7709-2060	60	3.760	1.830	DI	1610	1/2 - 1 11/16
P64-5MGT-25	7709-2064	64	4.010	2.160	DI	1610	1/2 - 1 11/16
P68-5MGT-25	7709-2068	68	4.261	2.460	DI	2012	1/2 - 2 1/8
P72-5MGT-25	7709-2072	72	4.511	2.840	DI	2012	1/2 - 2 1/8
P80-5MGT-25	7709-2080	80	5.013	3.610	DI	2012	1/2 - 2 1/8
P90-5MGT-25	7709-2090	90	5.639	4.690	DI	2012	1/2 - 2 1/8
P112-5MGT-25	7709-2112	112	7.018	6.020	DI	2012	1/2 - 2 1/8

SYNCHRONOUS METAL



# PowerGrip® GT® Sprockets - 5MGT

**Notes**

5MGT sprockets are available in minimum plain bore (MPB).

Abbreviations used for sprocket material: AL=Aluminum.

Details shown which do not affect drive function or overall weight may be changed without notification.

On a sprocket, pitch is the distance between groove centers and is measured on the pitch circle of the sprocket. The pitch circle of the sprocket coincides with the pitch line of the belt mating with it. The pitch diameter of the sprocket is always greater than its outside diameter.

Sprocket part numbers are comprised of pitch, number of grooves and width. For example; part number 5MGT-32S-09AL denotes 5mm pitch, 32 grooves, "S" for sprocket, 9mm width and "AL" is aluminum.

**Product No. Series 7845****5mm Pitch Sprockets - Aluminum — For Belts 9mm Wide**

Part No.	Product No.	Number of Grooves	Pitch Diameter (in)	Bore Range Min. (in)	Bore Range Max. (in)	Material	Weight (Lbs.)
P12-5MGT-09AL	7845-0912	12	.752	.250	.250	AL	.020
P13-5MGT-09AL	7845-0913	13	.815	.250	.250	AL	.020
P14-5MGT-09AL	7845-0914	14	.877	.250	.250	AL	.030
P15-5MGT-09AL	7845-0915	15	.940	.250	.250	AL	.030
P16-5MGT-09AL	7845-0916	16	1.003	.250	.313	AL	.040
P17-5MGT-09AL	7845-0917	17	1.065	.250	.313	AL	.040
P18-5MGT-09AL	7845-0918	18	1.128	.250	.375	AL	.050
P19-5MGT-09AL	7845-0919	19	1.191	.250	.437	AL	.060
P20-5MGT-09AL	7845-0920	20	1.253	.250	.500	AL	.060
P22-5MGT-09AL	7845-0922	22	1.379	.250	.625	AL	.080
P24-5MGT-09AL	7845-0924	24	1.504	.250	.687	AL	.100
P25-5MGT-09AL	7845-0925	25	1.566	.250	.687	AL	.110
P26-5MGT-09AL	7845-0926	26	1.629	.250	.750	AL	.120
P28-5MGT-09AL	7845-0928	28	1.754	.250	.875	AL	.140
P30-5MGT-09AL	7845-0930	30	1.880	.250	.875	AL	.160
P32-5MGT-09AL	7845-0932	32	2.005	.250	.937	AL	.180
P34-5MGT-09AL	7845-0934	34	2.130	.250	1.062	AL	.210
P36-5MGT-09AL	7845-0936	36	2.256	.313	1.062	AL	.250
P38-5MGT-09AL	7845-0938	38	2.381	.313	1.187	AL	.280
P40-5MGT-09AL	7845-0940	40	2.506	.313	1.187	AL	.300
P44-5MGT-09AL	7845-0944	44	2.757	.313	1.187	AL	.350
P48-5MGT-09AL	7845-0948	48	3.008	.375	1.187	AL	.400
P50-5MGT-09AL	7845-0950	50	3.133	.375	1.187	AL	.430
P56-5MGT-09AL	7845-0956	56	3.509	.375	1.187	AL	.540
P60-5MGT-09AL	7845-0960	60	3.760	.375	1.187	AL	.620
P62-5MGT-09AL	7845-0962	62	3.885	.375	1.187	AL	.640
P70-5MGT-09AL	7845-0970	70	4.386	.375	1.187	AL	.800
P72-5MGT-09AL	7845-0972	72	4.511	.375	1.187	AL	.840

**5mm Pitch Sprockets - Aluminum — For Belts 15mm Wide**

Part No.	Product No.	Number of Grooves	Pitch Diameter (in)	Bore Range Min. (in)	Bore Range Max. (in)	Material	Weight (Lbs.)
P12-5MGT-15AL	7845-1512	12	.752	.250	.250	AL	.020
P13-5MGT-15AL	7845-1513	13	.815	.250	.250	AL	.030
P14-5MGT-15AL	7845-1514	14	.877	.250	.250	AL	.040
P15-5MGT-15AL	7845-1515	15	.940	.250	.250	AL	.040
P16-5MGT-15AL	7845-1516	16	1.003	.250	.313	AL	.050
P17-5MGT-15AL	7845-1517	17	1.065	.250	.313	AL	.060
P18-5MGT-15AL	7845-1518	18	1.128	.250	.375	AL	.070
P19-5MGT-15AL	7845-1519	19	1.191	.250	.437	AL	.080
P20-5MGT-15AL	7845-1520	20	1.253	.250	.500	AL	.080
P22-5MGT-15AL	7845-1522	22	1.379	.250	.625	AL	.110
P24-5MGT-15AL	7845-1524	24	1.504	.250	.687	AL	.130
P25-5MGT-15AL	7845-1525	25	1.566	.250	.687	AL	.140
P26-5MGT-15AL	7845-1526	26	1.629	.250	.750	AL	.160
P28-5MGT-15AL	7845-1528	28	1.754	.250	.875	AL	.180
P30-5MGT-15AL	7845-1530	30	1.880	.250	.875	AL	.210
P32-5MGT-15AL	7845-1532	32	2.005	.250	.937	AL	.240



# PowerGrip® GT® Sprockets - 5MGT

**Product No. Series 7845 (continued)**

**5mm Pitch Sprockets - Aluminum — For Belts 15mm Wide (continued)**

Part No.	Product No.	Number of Grooves	Pitch Diameter (in)	Bore Range Min. (in)	Bore Range Max. (in)	Material	Weight (Lbs.)
P34-5MGT-15AL	7845-1534	34	2.130	.250	1.062	AL	.280
P36-5MGT-15AL	7845-1536	36	2.256	.313	1.062	AL	.330
P38-5MGT-15AL	7845-1538	38	2.381	.313	1.187	AL	.360
P40-5MGT-15AL	7845-1540	40	2.506	.313	1.187	AL	.400
P44-5MGT-15AL	7845-1544	44	2.757	.313	1.187	AL	.470
P48-5MGT-15AL	7845-1548	48	3.008	.375	1.187	AL	.580
P50-5MGT-15AL	7845-1550	50	3.133	.375	1.187	AL	.620
P56-5MGT-15AL	7845-1556	56	3.509	.375	1.187	AL	.740
P60-5MGT-15AL	7845-1560	60	3.760	.375	1.187	AL	.840
P62-5MGT-15AL	7845-1562	62	3.885	.375	1.187	AL	.910
P70-5MGT-15AL	7845-1570	70	4.386	.375	1.187	AL	1.140
P72-5MGT-15AL	7845-1572	72	4.511	.375	1.187	AL	1.210

SYNCHRONOUS METAL



# PowerGrip® GT® Sprockets - 8M and 14M

**Notes**

Abbreviations used for sprocket materials: GI=Gray Iron, DI=Ductile Iron, SiS=Sintered Steel, ST=Steel, CI=Cast Iron.

Details shown which do not affect drive function or overall weight may be changed without notification.

On a sprocket, pitch is the distance between groove centers and is measured on the pitch circle of the sprocket. The pitch circle of the sprocket coincides with the pitch line of the belt mating with it. The pitch diameter of the sprocket is always greater than its outside diameter.

Sprocket part numbers are comprised of pitch, number of grooves and width. For example; part number P27-8MGT-30 denotes 27 grooves, 8mm pitch and 30mm width.

Sprockets with 90 or more grooves do not have flanges.

**WARNING:** Do NOT use these sprockets with rim speeds in excess of 6,500 fpm.

## Product No. Series 7708 8mm Pitch Sprockets — For Belts 12mm Wide

Part No.	Product No.	Number of Grooves	Pitch Diameter (in)	Weight (Lbs.)	Material	Bore or Bushing	Bore Range (in)
P22-8MGT-12	7708-1222	22	2.206	.550	ST	1008	1/2 - 1
P23-8MGT-12	7708-1223	23	2.306	.440	ST	1008	1/2 - 1
P24-8MGT-12	7708-1224	24	2.406	.700	ST	1008	1/2 - 1
P25-8MGT-12	7708-1225	25	2.507	.700	ST	1108	1/2 - 1 1/8
P26-8MGT-12	7708-1226	26	2.607	.800	ST	1108	1/2 - 1 1/8
P27-8MGT-12	7708-1227	27	2.707	.630	ST	1108	1/2 - 1 1/8
P28-8MGT-12	7708-1228	28	2.807	1.000	ST	1108	1/2 - 1 1/8
P29-8MGT-12	7708-1229	29	2.908	1.000	ST	1210	1/2 - 1 1/4
P30-8MGT-12	7708-1230	30	3.008	1.000	ST	1210	1/2 - 1 1/4
P31-8MGT-12	7708-1231	31	3.108	1.300	ST	1210	1/2 - 1 1/4
P32-8MGT-12	7708-1232	32	3.208	1.200	DI	1210	1/2 - 1 1/4
P33-8MGT-12	7708-1233	33	3.309	1.300	DI	1210	1/2 - 1 1/4
P34-8MGT-12	7708-1234	34	3.409	1.600	DI	1210	1/2 - 1 1/4
P35-8MGT-12	7708-1235	35	3.509	1.300	DI	1210	1/2 - 1 1/4
P36-8MGT-12	7708-1236	36	3.609	1.900	DI	1210	1/2 - 1 1/4
P37-8MGT-12	7708-1237	37	3.710	2.000	DI	1210	1/2 - 1 1/4
P38-8MGT-12	7708-1238	38	3.810	2.200	DI	1210	1/2 - 1 1/4
P40-8MGT-12	7708-1240	40	4.010	2.400	DI	1210	1/2 - 1 1/4
P44-8MGT-12	7708-1244	44	4.411	2.500	DI	1610	1/2 - 1 11/16
P48-8MGT-12	7708-1248	48	4.812	3.400	DI	1610	1/2 - 1 11/16
P56-8MGT-12	7708-1256	56	5.614	4.800	DI	1610	1/2 - 1 11/16
P60-8MGT-12	7708-1260	60	5.961	5.600	DI	1610	1/2 - 1 11/16
P64-8MGT-12	7708-1264	64	6.416	4.200	DI	1610	1/2 - 1 11/16
P72-8MGT-12	7708-1272	72	7.218	6.550	DI	1610	1/2 - 1 11/16
P80-8MGT-12	7708-1280	80	8.020	5.800	DI	1610	1/2 - 1 11/16
P90-8MGT-12	7708-1290	90	9.023	9.450	DI	1610	1/2 - 1 11/16

## 8mm Pitch Sprockets — For Belts 20mm Wide

Part No.	Product No.	Number of Grooves	Pitch Diameter (in)	Weight (Lbs.)	Material	Bore or Bushing	Bore Range (in)
P22-8MGT-20	7708-2022	22	2.206	.530	ST	1108	1/2 - 1 1/8
P24-8MGT-20	7708-2024	24	2.406	.800	ST	1108	1/2 - 1 1/8
P25-8MGT-20	7708-2025	25	2.507	.900	ST	1108	1/2 - 1 1/8
P26-8MGT-20	7708-2026	26	2.607	1.000	ST	1108	1/2 - 1 1/8
P27-8MGT-20	7708-2027	27	2.707	1.100	ST	1108	1/2 - 1 1/8
P28-8MGT-20	7708-2028	28	2.807	1.200	ST	1108	1/2 - 1 1/8
P29-8MGT-20	7708-2029	29	2.908	1.300	ST	1108	1/2 - 1 1/8
P30-8MGT-20	7708-2030	30	3.008	1.200	ST	1210	1/2 - 1 1/4
P31-8MGT-20	7708-2031	31	3.108	1.300	ST	1210	1/2 - 1 1/4
P32-8MGT-20	7708-2032	32	3.208	1.400	DI	1210	1/2 - 1 1/4
P33-8MGT-20	7708-2033	33	3.309	1.400	DI	1210	1/2 - 1 1/4
P34-8MGT-20	7708-2034	34	3.409	2.740	DI	1610	1/2 - 1 11/16
P35-8MGT-20	7708-2035	35	3.509	1.400	DI	1610	1/2 - 1 11/16
P36-8MGT-20	7708-2036	36	3.609	1.600	DI	1610	1/2 - 1 11/16
P37-8MGT-20	7708-2037	37	3.710	1.700	DI	1610	1/2 - 1 11/16
P38-8MGT-20	7708-2038	38	3.810	1.900	DI	1610	1/2 - 1 11/16
P39-8MGT-20	7708-2039	39	3.909	2.000	DI	1610	1/2 - 1 11/16



# PowerGrip® GT® Sprockets - 8M and 14M

## Product No. Series 7708 (continued)

### 8mm Pitch Sprockets — For Belts 20mm Wide (continued)

Part No.	Product No.	Number of Grooves	Pitch Diameter (in)	Weight (Lbs.)	Material	Bore or Bushing	Bore Range (in)
P40-8MGT-20	7708-2040	40	4.010	2.520	DI	1610	1/2 - 1 11/16
P42-8MGT-20	7708-2042	42	4.211	2.400	DI	1610	1/2 - 1 11/16
P44-8MGT-20	7708-2044	44	4.411	2.840	DI	2012	1/2 - 2 1/8
P46-8MGT-20	7708-2046	46	4.612	3.200	DI	2012	1/2 - 2 1/8
P48-8MGT-20	7708-2048	48	4.812	3.700	DI	2012	1/2 - 2 1/8
P50-8MGT-20	7708-2050	50	5.013	4.200	DI	2012	1/2 - 2 1/8
P53-8MGT-20	7708-2053	53	5.313	5.000	DI	2012	1/2 - 2 1/8
P56-8MGT-20	7708-2056	56	5.614	5.800	DI	2012	1/2 - 2 1/8
P64-8MGT-20	7708-2064	64	6.416	4.200	DI	2012	1/2 - 2 1/8
P72-8MGT-20	7708-2072	72	7.218	6.200	DI	2012	1/2 - 2 1/8
P80-8MGT-20	7708-2080	80	8.020	7.500	DI	2517	1/2 - 2 11/16
P90-8MGT-20	7708-2090	90	9.023	11.000	DI	2517	1/2 - 2 11/16
P112-8MGT-20	7708-2112	112	11.229	15.700	GI	2517	1/2 - 2 11/16
P144-8MGT-20	7708-2144	144	14.437	25.500	GI	2517	1/2 - 2 11/16
P192-8MGT-20	7708-2192	192	19.249	35.000	GI	3020	7/8 - 3 1/4

SYNCHRONOUS METAL

### 8mm Pitch Sprockets — For Belts 30mm Wide

Part No.	Product No.	Number of Grooves	Pitch Diameter (in)	Weight (Lbs.)	Material	Bore or Bushing	Bore Range (in)
P22-8MGT-30	7708-3022	22	2.206	.700	ST	1108	1/2 - 1 1/8
P24-8MGT-30	7708-3024	24	2.406	.900	ST	1108	1/2 - 1 1/8
P25-8MGT-30	7708-3025	25	2.507	1.100	ST	1108	1/2 - 1 1/8
P26-8MGT-30	7708-3026	26	2.607	1.300	ST	1108	1/2 - 1 1/8
P27-8MGT-30	7708-3027	27	2.707	1.400	ST	1108	1/2 - 1 1/8
P28-8MGT-30	7708-3028	28	2.807	1.600	ST	1108	1/2 - 1 1/8
P29-8MGT-30	7708-3029	29	2.908	1.550	ST	1108	1/2 - 1 1/8
P30-8MGT-30	7708-3030	30	3.008	1.500	ST	1210	1/2 - 1 1/4
P31-8MGT-30	7708-3031	31	3.108	1.650	ST	1210	1/2 - 1 1/4
P32-8MGT-30	7708-3032	32	3.208	1.760	DI	1210	1/2 - 1 1/4
P33-8MGT-30	7708-3033	33	3.309	1.750	DI	1210	1/2 - 1 1/4
P34-8MGT-30	7708-3034	34	3.409	1.810	DI	1610	1/2 - 1 11/16
P35-8MGT-30	7708-3035	35	3.509	2.000	DI	1610	1/2 - 1 11/16
P36-8MGT-30	7708-3036	36	3.609	2.240	DI	1610	1/2 - 1 11/16
P37-8MGT-30	7708-3037	37	3.710	2.300	DI	1610	1/2 - 1 11/16
P38-8MGT-30	7708-3038	38	3.810	2.560	DI	1610	1/2 - 1 11/16
P39-8MGT-30	7708-3039	39	3.910	2.500	DI	1610	1/2 - 1 11/16
P40-8MGT-30	7708-3040	40	4.010	2.350	DI	2012	1/2 - 2 1/8
P42-8MGT-30	7708-3042	42	4.211	3.000	DI	2012	1/2 - 2 1/8
P44-8MGT-30	7708-3044	44	4.411	3.200	DI	2012	1/2 - 2 1/8
P46-8MGT-30	7708-3046	46	4.612	3.900	DI	2012	1/2 - 2 1/8
P48-8MGT-30	7708-3048	48	4.812	4.340	DI	2012	1/2 - 2 1/8
P50-8MGT-30	7708-3050	50	5.013	5.000	DI	2012	1/2 - 2 1/8
P53-8MGT-30	7708-3053	53	5.314	6.200	DI	2012	1/2 - 2 1/8
P56-8MGT-30	7708-3056	56	5.614	6.670	DI	2012	1/2 - 2 1/8
P64-8MGT-30	7708-3064	64	6.416	9.540	DI	2517	1/2 - 2 11/16
P72-8MGT-30	7708-3072	72	7.218	12.760	DI	2517	1/2 - 2 11/16
P80-8MGT-30	7708-3080	80	8.020	16.570	DI	2517	1/2 - 2 11/16
P90-8MGT-30	7708-3090	90	9.023	16.810	DI	2517	1/2 - 2 11/16
P112-8MGT-30	7708-3112	112	11.229	25.500	GI	2517	1/2 - 2 11/16
P144-8MGT-30	7708-3144	144	14.437	22.500	GI	2517	1/2 - 2 11/16
P192-8MGT-30	7708-3192	192	19.249	31.200	GI	3020	7/8 - 3 1/4

**PowerGrip® GT® Sprockets - 8M and 14M****Product No. Series 7708 (continued)****8mm Pitch Sprockets — For Belts 50mm Wide**

Part No.	Product No.	Number of Grooves	Pitch Diameter (in)	Weight (Lbs.)	Material	Bore or Bushing	Bore Range (in)
P28-8MGT-50-MPB	7708-1028	28	2.807	3.900	DI	MPB	1/2 - 1 1/2
P30-8MGT-50	7708-5030	30	3.008	2.200	CI	1210	1/2 - 1 1/4
P32-8MGT-50	7708-5032	32	3.208	2.400	CI	1210	1/2 - 1 1/4
P34-8MGT-50	7708-5034	34	3.409	2.400	CI	1610	1/2 - 1 11/16
P36-8MGT-50	7708-5036	36	3.609	2.750	CI	1610	1/2 - 1 11/16
P38-8MGT-50	7708-5038	38	3.810	3.180	CI	1610	1/2 - 1 11/16
P40-8MGT-50	7708-5040	40	4.010	3.390	DI	2012	1/2 - 2 1/8
P44-8MGT-50	7708-5044	44	4.411	4.580	CI	2012	1/2 - 2 1/8
P48-8MGT-50	7708-5048	48	4.812	5.970	CI	2012	1/2 - 2 1/8
P56-8MGT-50	7708-5056	56	5.614	8.090	CI	2517	1/2 - 2 11/16
P64-8MGT-50	7708-5064	64	6.416	11.850	CI	2517	1/2 - 2 11/16
P72-8MGT-50	7708-5072	72	7.218	16.490	CI	2517	1/2 - 2 11/16
P80-8MGT-50	7708-5080	80	8.020	20.850	CI	2517	1/2 - 2 11/16
P90-8MGT-50	7708-5090	90	9.023	26.690	CI	3020	7/8 - 3 1/4
P112-8MGT-50	7708-5112	112	11.229	35.520	CI	3020	7/8 - 3 1/4
P144-8MGT-50	7708-5144	144	14.437	51.300	CI	3020	7/8 - 3 1/4
P192-8MGT-50	7708-5192	192	19.249	90.000	CI	3020	7/8 - 3 1/4

SYNCHRONOUS METAL

**8mm Pitch Sprockets — For Belts 85mm Wide**

Part No.	Product No.	Number of Grooves	Pitch Diameter (in)	Weight (Lbs.)	Material	Bore or Bushing	Bore Range (in)
P34-8MGT-85	7708-8034	34	3.409	3.850	CI	1615	1/2 - 1 11/16
P36-8MGT-85	7708-8036	36	3.609	4.310	CI	1615	1/2 - 1 11/16
P38-8MGT-85	7708-8038	38	3.810	4.900	CI	1610	1/2 - 1 11/16
P40-8MGT-85	7708-8040	40	4.010	4.560	DI	2012	1/2 - 2 1/8
P44-8MGT-85	7708-8044	44	4.411	5.960	CI	2012	1/2 - 2 1/8
P48-8MGT-85	7708-8048	48	4.812	7.640	CI	2012	1/2 - 2 1/8
P56-8MGT-85	7708-8056	56	5.614	10.770	CI	2517	1/2 - 2 11/16
P64-8MGT-85	7708-8064	64	6.416	16.910	CI	2517	1/2 - 2 11/16
P72-8MGT-85	7708-8072	72	7.218	17.670	CI	3020	7/8 - 3 1/4
P80-8MGT-85	7708-8080	80	8.020	22.250	CI	3020	7/8 - 3 1/4
P90-8MGT-85	7708-8090	90	9.023	32.760	CI	3020	7/8 - 3 1/4
P112-8MGT-85	7708-8112	112	11.229	37.840	CI	3020	7/8 - 3 1/4
P144-8MGT-85	7708-8144	144	14.437	78.000	CI	3535	1 3/16 - 3 15/16
P192-8MGT-85	7708-8192	192	19.249	110.200	CI	3535	1 3/16 - 3 15/16

**Product No. Series 7711****14mm Pitch Sprockets — For Belts 40mm Wide**

Part No.	Product No.	Number of Grooves	Pitch Diameter (in)	Weight (Lbs.)	Material	Bore or Bushing	Bore Range (in)
P28-14MGT-40	7711-4028	28	4.912	6.030	CI	2012	1/2 - 2 1/8
P29-14MGT-40	7711-4029	29	5.088	6.660	CI	2012	1/2 - 2 1/8
P30-14MGT-40	7711-4030	30	5.263	6.610	CI	2012	1/2 - 2 1/8
P31-14MGT-40	7711-4031	31	5.439	7.500	CI	2012	1/2 - 2 1/8
P32-14MGT-40	7711-4032	32	5.614	8.050	CI	2012	1/2 - 2 1/8
P33-14MGT-40	7711-4033	33	5.790	9.000	CI	2012	1/2 - 2 1/8
P34-14MGT-40	7711-4034	34	5.965	9.520	CI	2012	1/2 - 2 1/8
P35-14MGT-40	7711-4035	35	6.141	10.000	CI	2012	1/2 - 2 1/8
P36-14MGT-40	7711-4036	36	6.316	10.760	CI	2517	1/2 - 2 11/16
P37-14MGT-40	7711-4037	37	6.492	11.700	CI	2517	1/2 - 2 11/16
P38-14MGT-40	7711-4038	38	6.669	12.450	CI	2517	1/2 - 2 11/16
P39-14MGT-40	7711-4039	39	6.842	13.700	CI	2517	1/2 - 2 11/16
P40-14MGT-40	7711-4040	40	7.018	14.710	CI	2517	1/2 - 2 11/16
P42-14MGT-40	7711-4042	42	7.369	16.000	CI	2517	1/2 - 2 11/16



# PowerGrip® GT® Sprockets - 8M and 14M

## Product No. Series 7711 (continued)

### 14mm Pitch Sprockets — For Belts 40mm Wide (continued)

Part No.	Product No.	Number of Grooves	Pitch Diameter (in)	Weight (Lbs.)	Material	Bore or Bushing	Bore Range (in)
P44-14MGT-40	7711-4044	44	7.720	18.070	CI	2517	1/2 - 2 11/16
P46-14MGT-40	7711-4046	46	8.070	21.000	CI	2517	1/2 - 2 11/16
P48-14MGT-40	7711-4048	48	8.421	22.270	CI	2517	1/2 - 2 11/16
P50-14MGT-40	7711-4050	50	8.772	25.000	CI	2517	1/2 - 2 11/16
P52-14MGT-40	7711-4052	52	9.123	27.030	CI	2517	1/2 - 2 11/16
P56-14MGT-40	7711-4056	56	9.825	31.600	CI	2517	1/2 - 2 11/16
P60-14MGT-40	7711-4060	60	10.527	29.530	CI	3020	7/8 - 3 1/4
P64-14MGT-40	7711-4064	64	11.229	32.540	CI	3020	7/8 - 3 1/4
P68-14MGT-40	7711-4068	68	11.930	32.670	CI	3020	7/8 - 3 1/4
P72-14MGT-40	7711-4072	72	12.632	39.150	CI	3020	7/8 - 3 1/4
P80-14MGT-40	7711-4080	80	14.036	33.100	CI	3020	7/8 - 3 1/4
P90-14MGT-40	7711-4090	90	15.790	39.000	CI	3020	7/8 - 3 1/4
P112-14MGT-40	7711-4112	112	19.650	89.000	CI	3020	7/8 - 3 1/4
P144-14MGT-40	7711-4144	144	25.264	80.000	CI	3020	7/8 - 3 1/4
P168-14MGT-40	7711-4168	168	29.475	115.000	CI	3020	7/8 - 3 1/4
P192-14MGT-40	7711-4192	192	33.686	120.000	CI	3020	7/8 - 3 1/4

SYNCHRONOUS METAL

### 14mm Pitch Sprockets — For Belts 55mm Wide

Part No.	Product No.	Number of Grooves	Pitch Diameter (in)	Weight (Lbs.)	Material	Bore or Bushing	Bore Range (in)
P28-14MGT-55	7711-5028	28	4.912	7.380	CI	2012	1/2 - 2 1/8
P29-14MGT-55	7711-5029	29	5.088	8.170	CI	2012	1/2 - 2 1/8
P30-14MGT-55	7711-5030	30	5.263	7.250	CI	2517	1/2 - 2 11/16
P32-14MGT-55	7711-5032	32	5.614	9.090	CI	2517	1/2 - 2 11/16
P34-14MGT-55	7711-5034	34	5.965	11.110	CI	2517	1/2 - 2 11/16
P36-14MGT-55	7711-5036	36	6.316	12.360	CI	2517	1/2 - 2 11/16
P38-14MGT-55	7711-5038	38	6.669	15.310	CI	2517	1/2 - 2 11/16
P40-14MGT-55	7711-5040	40	7.018	16.660	CI	2517	1/2 - 2 11/16
P44-14MGT-55	7711-5044	44	7.720	20.720	CI	2517	1/2 - 2 11/16
P48-14MGT-55	7711-5048	48	8.421	24.210	CI	3020	7/8 - 3 1/4
P52-14MGT-55	7711-5052	52	9.123	29.260	CI	3020	7/8 - 3 1/4
P56-14MGT-55	7711-5056	56	9.825	34.870	CI	3020	7/8 - 3 1/4
P60-14MGT-55	7711-5060	60	10.527	41.550	CI	3020	7/8 - 3 1/4
P64-14MGT-55	7711-5064	64	11.229	48.040	CI	3020	7/8 - 3 1/4
P68-14MGT-55	7711-5068	68	11.930	42.910	CI	3020	7/8 - 3 1/4
P72-14MGT-55	7711-5072	72	12.632	47.510	CI	3020	7/8 - 3 1/4
P80-14MGT-55	7711-5080	80	14.036	37.910	CI	3020	7/8 - 3 1/4
P90-14MGT-55	7711-5090	90	15.790	55.000	CI	3020	7/8 - 3 1/4
P112-14MGT-55	7711-5112	112	19.650	65.000	CI	3020	7/8 - 3 1/4
P144-14MGT-55	7711-5144	144	25.264	104.000	CI	3020	7/8 - 3 1/4
P168-14MGT-55	7711-5168	168	29.475	124.000	CI	3020	7/8 - 3 1/4
P192-14MGT-55	7711-5192	192	33.686	314.600	CI	3535	1 3/16 - 3 15/16
P216-14MGT-55	7711-0050	216	37.893	150.000	CI	3020	7/8 - 3 1/4

### 14mm Pitch Sprockets — For Belts 85mm Wide

Part No.	Product No.	Number of Grooves	Pitch Diameter (in)	Weight (Lbs.)	Material	Bore or Bushing	Bore Range (in)
P28-14MGT-85	7711-8028	28	4.912	10.130	CI	2012	1/2 - 2 1/8
P29-14MGT-85	7711-8029	29	5.088	11.420	CI	2012	1/2 - 2 1/8
P30-14MGT-85	7711-8030	30	5.263	12.000	CI	2517	1/2 - 2 11/16
P32-14MGT-85	7711-8032	32	5.614	12.360	CI	2517	1/2 - 2 11/16
P34-14MGT-85	7711-8034	34	5.965	14.990	CI	2517	1/2 - 2 11/16
P36-14MGT-85	7711-8036	36	6.316	13.570	DI	3020	7/8 - 3 1/4
P38-14MGT-85	7711-8038	38	6.669	16.610	CI	3020	7/8 - 3 1/4

**PowerGrip® GT® Sprockets - 8M and 14M****Product No. Series 7711 (continued)  
14mm Pitch Sprockets — For Belts 85mm Wide (continued)**

Part No.	Product No.	Number of Grooves	Pitch Diameter (in)	Weight (Lbs.)	Material	Bore or Bushing	Bore Range (in)
P40-14MGT-85	7711-8040	40	7.018	19.940	CI	3020	7/8 - 3 1/4
P44-14MGT-85	7711-8044	44	7.720	23.090	CI	3020	7/8 - 3 1/4
P48-14MGT-85	7711-8048	48	8.421	29.800	CI	3020	7/8 - 3 1/4
P52-14MGT-85	7711-8052	52	9.123	41.980	CI	3535	1 3/16 - 3 15/16
P56-14MGT-85	7711-8056	56	9.825	51.400	CI	3535	1 3/16 - 3 15/16
P60-14MGT-85	7711-8060	60	10.527	62.000	CI	3535	1 3/16 - 3 15/16
P64-14MGT-85	7711-8064	64	11.229	72.660	CI	3535	1 3/16 - 3 15/16
P68-14MGT-85	7711-8068	68	11.930	84.560	CI	3535	1 3/16 - 3 15/16
P72-14MGT-85	7711-8072	72	12.632	98.000	CI	3535	1 3/16 - 3 15/16
P80-14MGT-85	7711-8080	80	14.036	67.300	CI	3535	1 3/16 - 3 15/16
P90-14MGT-85	7711-8090	90	15.790	82.800	CI	3535	1 3/16 - 3 15/16
P112-14MGT-85	7711-8112	112	19.650	120.000	DI	3535	1 3/16 - 3 15/16
P144-14MGT-85	7711-8144	144	25.264	127.000	CI	4040	1 7/16 - 4 7/16
P168-14MGT-85	7711-8168	168	29.475	148.000	CI	4040	1 7/16 - 4 7/16
P192-14MGT-85	7711-8192	192	33.686	410.000	CI	4040	1 7/16 - 4 7/16

**14mm Pitch Sprockets — For Belts 115mm Wide**

Part No.	Product No.	Number of Grooves	Pitch Diameter (in)	Weight (Lbs.)	Material	Bore or Bushing	Bore Range (in)
P28-14MGT-115-MPB	7711-1028	28	4.912	22.000	DI	MPB	1 1/4 - 2 11/16
P29-14MGT-115-MPB	7711-1029	29	5.088	23.000	DI	MPB	1 1/4 - 2 11/16
P30-14MGT-115	7711-1030	30	5.263	12.880	CI	2517	1/2 - 2 11/16
P32-14MGT-115	7711-1032	32	5.614	14.810	CI	2517	1/2 - 2 11/16
P34-14MGT-115	7711-1034	34	5.965	18.900	CI	2517	1/2 - 2 11/16
P36-14MGT-115	7711-1036	36	6.316	17.370	CI	3020	7/8 - 3 1/4
P38-14MGT-115	7711-1038	38	6.669	19.310	CI	3020	7/8 - 3 1/4
P40-14MGT-115	7711-1040	40	7.018	23.460	CI	3020	7/8 - 3 1/4
P44-14MGT-115	7711-1044	44	7.720	29.250	CI	3535	1 3/16 - 3 15/16
P48-14MGT-115	7711-1048	48	8.421	40.100	CI	3535	1 3/16 - 3 15/16
P52-14MGT-115	7711-1052	52	9.123	45.360	CI	4040	1 7/16 - 4 7/16
P56-14MGT-115	7711-1056	56	9.825	58.400	CI	4040	1 7/16 - 4 7/16
P60-14MGT-115	7711-1060	60	10.527	73.000	CI	4040	1 7/16 - 4 7/16
P64-14MGT-115	7711-1064	64	11.229	81.000	CI	4545	1 15/16 - 4 15/16
P68-14MGT-115	7711-1068	68	11.930	106.000	CI	4545	1 15/16 - 4 15/16
P72-14MGT-115	7711-1072	72	12.632	112.200	CI	4545	1 15/16 - 4 15/16
P80-14MGT-115	7711-1080	80	14.036	159.000	CI	4545	1 15/16 - 4 15/16
P90-14MGT-115	7711-1090	90	15.790	132.000	CI	4545	1 15/16 - 4 15/16
P112-14MGT-115	7711-1112	112	19.650	190.000	CI	4545	1 15/16 - 4 15/16
P144-14MGT-115	7711-1144	144	25.264	166.000	CI	4545	1 15/16 - 4 15/16
P168-14MGT-115	7711-1168	168	29.475	198.000	CI	4545	1 15/16 - 4 15/16
P192-14MGT-115	7711-1192	192	33.686	437.800	CI	4545	1 15/16 - 4 15/16
P216-14MGT-115	7711-1216	216	37.896	307.000	CI	6050	4 7/16 - 6

**14mm Pitch Sprockets — For Belts 170mm Wide**

Part No.	Product No.	Number of Grooves	Pitch Diameter (in)	Weight (Lbs.)	Material	Bore or Bushing	Bore Range (in)
P36-14MGT-170-MPB	7711-7036	36	6.316	45.000	DI	MPB	1 1/2 - 3 3/8
P38-14MGT-170-MPB	7711-7038	38	6.667	51.000	DI	MPB	1 1/2 - 3 3/8
P40-14MGT-170	7711-7040	40	7.018	57.500	CI	3535	1 3/16 - 3 15/16
P44-14MGT-170	7711-7044	44	7.720	58.000	CI	3535	1 3/16 - 3 15/16
P48-14MGT-170	7711-7048	48	8.421	45.000	CI	3535	1 3/16 - 3 15/16
P52-14MGT-170	7711-7052	52	9.123	60.000	CI	4040	1 7/16 - 4 7/16
P56-14MGT-170	7711-7056	56	9.825	65.000	CI	4040	1 7/16 - 4 7/16
P60-14MGT-170	7711-7060	60	10.527	85.000	CI	4545	1 15/16 - 4 15/16



# PowerGrip® GT® Sprockets - 8M and 14M

## Product No. Series 7711 (continued)

### 14mm Pitch Sprockets — For Belts 170mm Wide (continued)

Part No.	Product No.	Number of Grooves	Pitch Diameter (in)	Weight (Lbs.)	Material	Bore or Bushing	Bore Range (in)
P64-14MGT-170	7711-7064	64	11.229	91.020	CI	4545	1 15/16 - 4 15/16
P68-14MGT-170	7711-7068	68	11.930	110.000	CI	4545	1 15/16 - 4 15/16
P72-14MGT-170	7711-7072	72	12.632	115.000	CI	4545	1 15/16 - 4 15/16
P80-14MGT-170	7711-7080	80	14.036	125.000	CI	4545	1 15/16 - 4 15/16
P90-14MGT-170	7711-7090	90	15.790	145.000	CI	4545	1 15/16 - 4 15/16
P112-14MGT-170	7711-7112	112	19.650	175.000	CI	4545	1 15/16 - 4 15/16
P144-14MGT-170	7711-7144	144	25.264	240.000	CI	6050	4 7/16 - 6
P168-14MGT-170	7711-7168	168	29.475	278.000	CI	6050	4 7/16 - 6
P192-14MGT-170	7711-7192	192	33.686	322.000	CI	6050	4 7/16 - 6
P216-14MGT-170	7711-7216	216	37.896	300.000	DI	6050	4 7/16 - 6

SYNCHRONOUS METAL

### 14mm Pitch PowerGrip® GT® - QD® Sprockets for ACHE Applications — For Belts 40mm Wide

Part No.	Product No.	Number of Grooves	Pitch Diameter (in)	Weight (Lbs.)	Material	Bore or Bushing	Bore Range (in)
F28-14MGT-40-SK	7711-4328	28	4.912	4.300	CI	SK	1/2 - 2 1/2
F29-14MGT-40-SK	7711-4329	29	5.088	4.600	CI	SK	1/2 - 2 1/2
F30-14MGT-40-SK	7711-4330	30	5.263	5.200	CI	SK	1/2 - 2 1/2
F31-14MGT-40-SK	7711-4331	31	5.439	5.600	CI	SK	1/2 - 2 1/2
F32-14MGT-40-SK	7711-4332	32	5.614	6.400	CI	SK	1/2 - 2 1/2
F33-14MGT-40-SK	7711-4333	33	5.790	6.700	CI	SK	1/2 - 2 1/2
F34-14MGT-40-SK	7711-4334	34	5.965	7.100	CI	SK	1/2 - 2 1/2
F35-14MGT-40-SK	7711-4335	35	6.141	7.700	CI	SK	1/2 - 2 1/2
F140-14MGT-40-E	7711-4340	140	24.562	64.600	CI	E	7/8 - 3 1/2
F168-14MGT-40-E	7711-4368	168	29.475	85.300	CI	E	7/8 - 3 1/2
F180-14MGT-40-E	7711-4380	180	31.580	95.000	CI	E	7/8 - 3 1/2
F192-14MGT-40-E	7711-4392	192	33.686	109.000	CI	E	7/8 - 3 1/2
F200-14MGT-40-E	7711-4320	200	35.089	112.200	CI	E	7/8 - 3 1/2
F216-14MGT-40-E	7711-4316	216	37.895	125.000	CI	E	7/8 - 3 1/2
F224-14MGT-40-F	7711-4322	224	39.300	134.600	CI	F	1 - 3 15/16

### 14mm Pitch PowerGrip® GT® - QD® Sprockets for ACHE Applications — For Belts 55mm Wide

Part No.	Product No.	Number of Grooves	Pitch Diameter (in)	Weight (Lbs.)	Material	Bore or Bushing	Bore Range (in)
F28-14MGT-55-SK	7711-5528	28	4.912	5.000	CI	SK	1/2 - 2 1/2
F29-14MGT-55-SK	7711-5529	29	5.088	5.500	CI	SK	1/2 - 2 1/2
F30-14MGT-55-SK	7711-5530	30	5.263	6.000	CI	SK	1/2 - 2 1/2
F31-14MGT-55-SK	7711-5531	31	5.439	6.500	CI	SK	1/2 - 2 1/2
F32-14MGT-55-SK	7711-5532	32	5.614	7.100	CI	SK	1/2 - 2 1/2
F33-14MGT-55-SK	7711-5533	33	5.790	7.600	CI	SK	1/2 - 2 1/2
F34-14MGT-55-SK	7711-5534	34	5.965	8.200	CI	SK	1/2 - 2 1/2
F35-14MGT-55-SK	7711-5535	35	6.141	8.800	CI	SK	1/2 - 2 1/2
F180-14MGT-55-F	7711-5580	180	31.580	119.200	CI	F	1 - 3 15/16
F192-14MGT-55-3020 FF	7711-0040	192	33.686	140.000	CI	3020	7/8 - 3 1/4
F200-14MGT-55-F	7711-5520	200	35.089	141.600	CI	F	1 - 3 15/16
F224-14MGT-55-F	7711-5522	224	39.300	170.800	CI	F	1 - 3 15/16



# PowerGrip® GT® Sprockets - 2MR and 3MR

**Notes**

2MR and 3MR sprockets are available in minimum plain bore (MPB).

Abbreviations used for sprocket material: AL=Aluminum.

Details shown which do not affect drive function or overall weight may be changed without notification.

On a sprocket, pitch is the distance between groove centers and is measured on the pitch circle of the sprocket. The pitch circle of the sprocket coincides with the pitch line of the belt mating with it. The pitch diameter of the sprocket is always greater than its outside diameter.

Sprocket part numbers are comprised of pitch, number of grooves and width. For example; part number 2MR-32S-06 denotes 2mm pitch, 32 grooves, "S" for sprocket and 6mm width.

**Product No. Series 7842****2MR Pitch Sprockets - Aluminum - MPB Type — For Belts 4 and 6mm Wide**

Part No.	Product No.	Number of Grooves	Pitch Diameter (in)	Weight (Lbs.)	Material	Bore or Bushing	Bore Range (in)
2MR-12S-06	7842-6001	12	.301	.010	AL	MPB	1/8 - 1/8
2MR-13S-06	7842-6002	13	.326	.010	AL	MPB	1/8 - 1/8
2MR-14S-06	7842-6003	14	.351	.010	AL	MPB	1/8 - 1/8
2MR-15S-06	7842-6004	15	.376	.010	AL	MPB	3/16 - 3/16
2MR-16S-06	7842-6005	16	.401	.010	AL	MPB	3/16 - 3/16
2MR-17S-06	7842-6006	17	.426	.010	AL	MPB	3/16 - 3/16
2MR-18S-06	7842-6007	18	.451	.010	AL	MPB	3/16 - 3/16
2MR-19S-06	7842-6008	19	.476	.020	AL	MPB	3/16 - 3/16
2MR-20S-06	7842-6009	20	.501	.020	AL	MPB	3/16 - 3/16
2MR-21S-06	7842-6010	21	.526	.020	AL	MPB	3/16 - 3/16
2MR-22S-06	7842-6011	22	.551	.020	AL	MPB	3/16 - 3/16
2MR-24S-06	7842-6012	24	.602	.020	AL	MPB	1/4 - 1/4
2MR-25S-06	7842-6051	25	.627	.010	AL	MPB	1/4 - 1/4
2MR-26S-06	7842-6013	26	.652	.030	AL	MPB	1/4 - 1/4
2MR-28S-06	7842-6014	28	.702	.030	AL	MPB	1/4 - 1/4
2MR-30S-06	7842-6015	30	.752	.020	AL	MPB	1/4 - 5/16
2MR-32S-06	7842-6016	32	.802	.020	AL	MPB	1/4 - 3/8
2MR-36S-06	7842-6017	36	.902	.030	AL	MPB	1/4 - 7/16
2MR-40S-06	7842-6018	40	1.003	.040	AL	MPB	1/4 - 1/2
2MR-42S-06	7842-6052	42	1.053	.050	AL	MPB	1/4 - 5/8
2MR-44S-06	7842-6053	44	1.103	.050	AL	MPB	1/4 - 11/16
2MR-45S-06	7842-6019	45	1.128	.060	AL	MPB	1/4 - 11/16
2MR-48S-06	7842-6054	48	1.203	.070	AL	MPB	1/4 - 11/16
2MR-50S-06	7842-6020	50	1.253	.070	AL	MPB	1/4 - 11/16
2MR-56S-06	7842-6021	56	1.404	.080	AL	MPB	1/4 - 13/16
2MR-60S-06	7842-6055	60	1.504	.100	AL	MPB	1/4 - 7/8
2MR-62S-06	7842-6022	62	1.554	.100	AL	MPB	1/4 - 15/16
2MR-68S-06	7842-6023	68	1.704	.120	AL	MPB	1/4 - 15/16
2MR-72S-06	7842-6056	72	1.805	.130	AL	MPB	1/4 - 15/16
2MR-74S-06	7842-6024	74	1.855	.130	AL	MPB	1/4 - 1
2MR-80S-06	7842-6025	80	2.005	.170	AL	MPB	5/16 - 1 1/4
2MR-90S-06	7842-6057	90	2.256	.200	AL	MPB	5/16 - 1 1/4
2MR-100S-06	7842-6058	100	2.506	.240	AL	MPB	5/16 - 1 1/4
2MR-120S-06	7842-6059	120	3.008	.300	AL	MPB	3/8 - 1 1/4

SYNCHRONOUS METAL

**2MR Pitch Sprockets - Aluminum - MPB Type — For Belts 9mm Wide**

Part No.	Product No.	Number of Grooves	Pitch Diameter (in)	Weight (Lbs.)	Material	Bore or Bushing	Bore Range (in)
2MR-12S-09	7842-6026	12	.301	.010	AL	MPB	1/8 - 1/8
2MR-13S-09	7842-6027	13	.326	.010	AL	MPB	1/8 - 1/8
2MR-14S-09	7842-6028	14	.351	.010	AL	MPB	1/8 - 1/8
2MR-15S-09	7842-6029	15	.376	.010	AL	MPB	3/16 - 3/16
2MR-16S-09	7842-6030	16	.401	.010	AL	MPB	3/16 - 3/16
2MR-17S-09	7842-6031	17	.426	.011	AL	MPB	3/16 - 3/16
2MR-18S-09	7842-6032	18	.451	.010	AL	MPB	3/16 - 3/16
2MR-19S-09	7842-6033	19	.476	.020	AL	MPB	3/16 - 3/16
2MR-20S-09	7842-6034	20	.501	.011	AL	MPB	3/16 - 3/16
2MR-21S-09	7842-6035	21	.526	.020	AL	MPB	3/16 - 3/16

## PowerGrip® GT® Sprockets - 2MR and 3MR

### Product No. Series 7842 (continued)

#### 2MR Pitch Sprockets - Aluminum - MPB Type — For Belts 9mm Wide (continued)

Part No.	Product No.	Number of Grooves	Pitch Diameter (in)	Weight (Lbs.)	Material	Bore or Bushing	Bore Range (in)
2MR-22S-09	7842-6036	22	.551	.020	AL	MPB	3/16 - 3/16
2MR-24S-09	7842-6037	24	.602	.020	AL	MPB	1/4 - 1/4
2MR-25S-09	7842-6060	25	.627	.020	AL	MPB	1/4 - 1/4
2MR-26S-09	7842-6038	26	.652	.020	AL	MPB	1/4 - 1/4
2MR-28S-09	7842-6039	28	.702	.020	AL	MPB	1/4 - 1/4
2MR-30S-09	7842-6040	30	.752	.020	AL	MPB	1/4 - 5/16
2MR-32S-09	7842-6041	32	.802	.030	AL	MPB	1/4 - 3/8
2MR-36S-09	7842-6042	36	.902	.040	AL	MPB	1/4 - 7/16
2MR-40S-09	7842-6043	40	1.003	.050	AL	MPB	1/4 - 1/2
2MR-42S-09	7842-6061	42	1.053	.060	AL	MPB	1/4 - 5/8
2MR-44S-09	7842-6062	44	1.103	.060	AL	MPB	1/4 - 11/16
2MR-45S-09	7842-6044	45	1.128	.070	AL	MPB	1/4 - 11/16
2MR-48S-09	7842-6063	48	1.203	.080	AL	MPB	1/4 - 11/16
2MR-50S-09	7842-6045	50	1.253	.080	AL	MPB	1/4 - 11/16
2MR-56S-09	7842-6046	56	1.404	.100	AL	MPB	1/4 - 13/16
2MR-60S-09	7842-6064	60	1.504	.120	AL	MPB	1/4 - 7/8
2MR-62S-09	7842-6047	62	1.554	.120	AL	MPB	1/4 - 15/16
2MR-68S-09	7842-6048	68	1.704	.140	AL	MPB	1/4 - 15/16
2MR-72S-09	7842-6065	72	1.805	.160	AL	MPB	1/4 - 15/16
2MR-74S-09	7842-6049	74	1.855	.170	AL	MPB	1/4 - 1
2MR-80S-09	7842-6050	80	2.005	.210	AL	MPB	5/16 - 1 1/4
2MR-90S-09	7842-6066	90	2.256	.250	AL	MPB	5/16 - 1 1/4
2MR-100S-09	7842-6067	100	2.506	.290	AL	MPB	5/16 - 1 1/4
2MR-120S-09	7842-6068	120	3.008	.310	AL	MPB	3/8 - 1 1/4

SYNCHRONOUS METAL

### Product No. Series 7843

#### 3MR Pitch Sprockets - Aluminum - MPB Type — For Belts 6mm Wide

Part No.	Product No.	Number of Grooves	Pitch Diameter (in)	Weight (Lbs.)	Material	Bore or Bushing	Bore Range (in)
3MR-16S-06	7843-6047	16	.602	.010	AL	MPB	3/16 - 1/4
3MR-17S-06	7843-6048	17	.639	.010	AL	MPB	3/16 - 1/4
3MR-18S-06	7843-6049	18	.677	.011	AL	MPB	1/4 - 1/4
3MR-19S-06	7843-6050	19	.714	.020	AL	MPB	1/4 - 1/4
3MR-20S-06	7843-6051	20	.752	.020	AL	MPB	1/4 - 1/4
3MR-21S-06	7843-6052	21	.790	.020	AL	MPB	1/4 - 1/4
3MR-22S-06	7843-6053	22	.827	.020	AL	MPB	1/4 - 5/16
3MR-24S-06	7843-6054	24	.902	.030	AL	MPB	1/4 - 3/8
3MR-25S-06	7843-6055	25	.940	.030	AL	MPB	1/4 - 3/8
3MR-26S-06	7843-6056	26	.977	.030	AL	MPB	1/4 - 3/8
3MR-28S-06	7843-6057	28	1.053	.040	AL	MPB	1/4 - 1/2
3MR-30S-06	7843-6058	30	1.128	.040	AL	MPB	1/4 - 9/16
3MR-32S-06	7843-6059	32	1.203	.040	AL	MPB	1/4 - 5/8
3MR-34S-06	7843-6060	34	1.278	.060	AL	MPB	1/4 - 11/16
3MR-36S-06	7843-6061	36	1.353	.070	AL	MPB	1/4 - 3/4
3MR-38S-06	7843-6062	38	1.429	.080	AL	MPB	1/4 - 7/8
3MR-40S-06	7843-6063	40	1.504	.080	AL	MPB	1/4 - 15/16
3MR-44S-06	7843-6064	44	1.654	.120	AL	MPB	1/4 - 1
3MR-45S-06	7843-6065	45	1.692	.120	AL	MPB	1/4 - 1
3MR-48S-06	7843-6066	48	1.805	.130	AL	MPB	5/16 - 1
3MR-50S-06	7843-6067	50	1.880	.140	AL	MPB	5/16 - 1
3MR-56S-06	7843-6068	56	2.105	.160	AL	MPB	5/16 - 1
3MR-60S-06	7843-6069	60	2.256	.180	AL	MPB	5/16 - 1
3MR-62S-06	7843-6070	62	2.331	.190	AL	MPB	5/16 - 1
3MR-68S-06	7843-6071	68	2.557	.230	AL	MPB	5/16 - 1
3MR-72S-06	7843-6072	72	2.707	.250	AL	MPB	5/16 - 1
3MR-74S-06	7843-6073	74	2.782	.260	AL	MPB	5/16 - 1
3MR-80S-06	7843-6074	80	3.008	.310	AL	MPB	5/16 - 1



# PowerGrip® GT® Sprockets - 2MR and 3MR

## Product No. Series 7843 (continued)

### 3MR Pitch Sprockets - Aluminum - MPB Type — For Belts 9mm Wide

Part No.	Product No.	Number of Grooves	Pitch Diameter (in)	Weight (Lbs.)	Material	Bore or Bushing	Bore Range (in)
3MR-16S-09	7843-6001	16	.602	.020	AL	MPB	3/16 - 1/4
3MR-17S-09	7843-6002	17	.639	.020	AL	MPB	3/16 - 1/4
3MR-18S-09	7843-6003	18	.677	.020	AL	MPB	1/4 - 1/4
3MR-19S-09	7843-6004	19	.714	.020	AL	MPB	1/4 - 1/4
3MR-20S-09	7843-6005	20	.752	.020	AL	MPB	1/4 - 1/4
3MR-21S-09	7843-6006	21	.790	.030	AL	MPB	1/4 - 1/4
3MR-22S-09	7843-6007	22	.827	.030	AL	MPB	1/4 - 5/16
3MR-24S-09	7843-6008	24	.902	.030	AL	MPB	1/4 - 3/8
3MR-25S-09	7843-6075	25	.940	.040	AL	MPB	1/4 - 3/8
3MR-26S-09	7843-6009	26	.978	.040	AL	MPB	1/4 - 3/8
3MR-28S-09	7843-6010	28	1.053	.050	AL	MPB	1/4 - 1/2
3MR-30S-09	7843-6011	30	1.128	.050	AL	MPB	1/4 - 9/16
3MR-32S-09	7843-6012	32	1.203	.060	AL	MPB	1/4 - 5/8
3MR-34S-09	7843-6013	34	1.278	.080	AL	MPB	1/4 - 11/16
3MR-36S-09	7843-6014	36	1.353	.090	AL	MPB	1/4 - 3/4
3MR-38S-09	7843-6015	38	1.429	.100	AL	MPB	1/4 - 7/8
3MR-40S-09	7843-6016	40	1.504	.110	AL	MPB	1/4 - 15/16
3MR-44S-09	7843-6076	44	1.654	.120	AL	MPB	1/4 - 1
3MR-45S-09	7843-6017	45	1.692	.174	AL	MPB	5/16 - 1
3MR-48S-09	7843-6077	48	1.805	.150	AL	MPB	5/16 - 1
3MR-50S-09	7843-6018	50	1.880	.160	AL	MPB	5/16 - 1
3MR-56S-09	7843-6019	56	2.105	.200	AL	MPB	5/16 - 1
3MR-60S-09	7843-6078	60	2.256	.220	AL	MPB	5/16 - 1
3MR-62S-09	7843-6020	62	2.331	.230	AL	MPB	5/16 - 1
3MR-68S-09	7843-6021	68	2.557	.280	AL	MPB	5/16 - 1
3MR-72S-09	7843-6079	72	2.707	.310	AL	MPB	5/16 - 1
3MR-74S-09	7843-6022	74	2.782	.320	AL	MPB	5/16 - 1
3MR-80S-09	7843-6023	80	3.008	.370	AL	MPB	5/16 - 1
3MR-90S-09	7843-6080	90	3.384	.420	AL	MPB	5/16 - 1
3MR-100S-09	7843-6081	100	3.760	.500	AL	MPB	5/16 - 1
3MR-120S-09	7843-6082	120	4.511	.620	AL	MPB	5/16 - 1

SYNCHRONOUS METAL

### 3MR Pitch Sprockets - Aluminum - MPB Type — For Belts 15mm Wide

Part No.	Product No.	Number of Grooves	Pitch Diameter (in)	Weight (Lbs.)	Material	Bore or Bushing	Bore Range (in)
3MR-16S-15	7843-6024	16	.602	.020	AL	MPB	3/16 - 1/4
3MR-17S-15	7843-6025	17	.639	.020	AL	MPB	3/16 - 1/4
3MR-18S-15	7843-6026	18	.677	.020	AL	MPB	1/4 - 1/4
3MR-19S-15	7843-6027	19	.714	.020	AL	MPB	1/4 - 1/4
3MR-20S-15	7843-6028	20	.752	.030	AL	MPB	1/4 - 1/4
3MR-21S-15	7843-6029	21	.790	.030	AL	MPB	1/4 - 1/4
3MR-22S-15	7843-6030	22	.827	.040	AL	MPB	1/4 - 5/16
3MR-24S-15	7843-6031	24	.902	.040	AL	MPB	1/4 - 3/8
3MR-25S-15	7843-6083	25	.940	.050	AL	MPB	1/4 - 3/8
3MR-26S-15	7843-6032	26	.978	.050	AL	MPB	1/4 - 3/8
3MR-28S-15	7843-6033	28	1.053	.060	AL	MPB	1/4 - 1/2
3MR-30S-15	7843-6034	30	1.128	.070	AL	MPB	1/4 - 9/16
3MR-32S-15	7843-6035	32	1.203	.090	AL	MPB	1/4 - 5/8
3MR-34S-15	7843-6036	34	1.278	.100	AL	MPB	1/4 - 11/16
3MR-36S-15	7843-6037	36	1.353	.120	AL	MPB	1/4 - 3/4
3MR-38S-15	7843-6038	38	1.429	.130	AL	MPB	1/4 - 7/8
3MR-40S-15	7843-6039	40	1.504	.150	AL	MPB	1/4 - 15/16
3MR-44S-15	7843-6084	44	1.654	.180	AL	MPB	1/4 - 1
3MR-45S-15	7843-6040	45	1.692	.190	AL	MPB	1/4 - 1
3MR-48S-15	7843-6085	48	1.805	.210	AL	MPB	5/16 - 1
3MR-50S-15	7843-6041	50	1.880	.220	AL	MPB	5/16 - 1
3MR-56S-15	7843-6042	56	2.105	.270	AL	MPB	5/16 - 1



## PowerGrip® GT® Sprockets - 2MR and 3MR

**Product No. Series 7843 (continued)**

**3MR Pitch Sprockets - Aluminum - MPB Type — For Belts 15mm Wide (continued)**

Part No.	Product No.	Number of Grooves	Pitch Diameter (in)	Weight (Lbs.)	Material	Bore or Bushing	Bore Range (in)
3MR-60S-15	7843-6086	60	2.256	.300	AL	MPB	5/16 - 1
3MR-62S-15	7843-6043	62	2.331	.320	AL	MPB	5/16 - 1
3MR-68S-15	7843-6044	68	2.557	.380	AL	MPB	5/16 - 1
3MR-72S-15	7843-6087	72	2.707	.430	AL	MPB	5/16 - 1
3MR-74S-15	7843-6045	74	2.782	.450	AL	MPB	5/16 - 1
3MR-80S-15	7843-6046	80	3.008	.520	AL	MPB	5/16 - 1
3MR-90S-15	7843-6088	90	3.384	.600	AL	MPB	5/16 - 1
3MR-100S-15	7843-6089	100	3.760	.730	AL	MPB	5/16 - 1
3MR-120S-15	7843-6090	120	4.511	.850	AL	MPB	5/16 - 1

SYNCHRONOUS METAL



# PowerGrip® HTD® Sprockets

**Notes**

3M and 5M PowerGrip HTD Sprockets are available in minimum plain bore (MPB). 20M sprockets are available in QD style.

Abbreviations used for sprocket materials: AL=Aluminum and GI=Gray Iron.

Details shown which do not affect drive function or overall weight may be changed without notification.

On a sprocket, pitch is the distance between groove centers and is measured on the pitch circle of the sprocket. The pitch circle of the sprocket coincides with the pitch line of the belt mating with it. The pitch diameter of the sprocket is always greater than its outside diameter.

Sprocket part numbers are comprised of number of grooves, pitch and width. For example; part number P14-5M-09AL denotes 14 grooves, 5mm pitch, 9mm width and "AL" for aluminum.

**WARNING:** Do NOT use these sprockets with rim speeds in excess of 6,500 fpm.

**Product No. Series 7882****3mm Pitch Sprockets - Aluminum - MPB Type — For Belts 6mm Wide**

Part No.	Product No.	Number of Grooves	Pitch Diameter (in)	Weight (Lbs.)	Material	Bore or Bushing	Bore Range (in)
P10-3M-06AL	7882-0001	10	.376	.010	AL	MPB	1/8 - 1/8
P11-3M-06AL	7882-1082	11	.414	.010	AL	MPB	1/8 - 1/8
P12-3M-06AL	7882-0003	12	.451	.020	AL	MPB	3/16 - 3/16
P13-3M-06AL	7882-1083	13	.489	.010	AL	MPB	3/16 - 3/16
P14-3M-06AL	7882-0005	14	.526	.020	AL	MPB	3/16 - 3/16
P15-3M-06AL	7882-0007	15	.564	.020	AL	MPB	3/16 - 3/16
P16-3M-06AL	7882-0009	16	.602	.020	AL	MPB	3/16 - 3/16
P17-3M-06AL	7882-0011	17	.639	.020	AL	MPB	3/16 - 3/16
P18-3M-06AL	7882-0048	18	.677	.020	AL	MPB	1/4 - 1/4
P19-3M-06AL	7882-0014	19	.714	.020	AL	MPB	1/4 - 1/4
P20-3M-06AL	7882-0016	20	.752	.020	AL	MPB	1/4 - 1/4
P22-3M-06AL	7882-0018	22	.827	.020	AL	MPB	1/4 - 1/4
P24-3M-06AL	7882-0020	24	.902	.030	AL	MPB	1/4 - 5/16
P25-3M-06AL	7882-1084	25	.940	.030	AL	MPB	1/4 - 5/16
P26-3M-06AL	7882-0022	26	.977	.040	AL	MPB	1/4 - 5/16
P28-3M-06AL	7882-0024	28	1.053	.040	AL	MPB	1/4 - 3/8
P30-3M-06AL	7882-0026	30	1.128	.050	AL	MPB	1/4 - 7/16
P32-3M-06AL	7882-0028	32	1.203	.050	AL	MPB	1/4 - 1/2
P34-3M-06AL	7882-0030	34	1.278	.070	AL	MPB	1/4 - 9/16
P36-3M-06AL	7882-0032	36	1.353	.080	AL	MPB	1/4 - 5/8
P38-3M-06AL	7882-0034	38	1.429	.090	AL	MPB	1/4 - 3/4
P40-3M-06AL	7882-0036	40	1.504	.100	AL	MPB	1/4 - 13/16
P44-3M-06AL	7882-0038	44	1.654	.120	AL	MPB	1/4 - 15/16
P48-3M-06AL	7882-1085	48	1.805	.130	AL	MPB	5/16 - 15/16
P50-3M-06AL	7882-0040	50	1.880	.140	AL	MPB	5/16 - 15/16
P56-3M-06AL	7882-0042	56	2.105	.160	AL	MPB	5/16 - 15/16
P60-3M-06AL	7882-1086	60	2.256	.180	AL	MPB	5/16 - 15/16
P62-3M-06AL	7882-0044	62	2.331	.190	AL	MPB	5/16 - 15/16
P72-3M-06AL	7882-0046	72	2.707	.250	AL	MPB	5/16 - 15/16

**3mm Pitch Sprockets - Aluminum - MPB Type — For Belts 9mm Wide**

Part No.	Product No.	Number of Grooves	Pitch Diameter (in)	Weight (Lbs.)	Material	Bore or Bushing	Bore Range (in)
P10-3M-09AL	7882-0002	10	.376	.050	AL	MPB	1/8 - 1/8
P11-3M-09AL	7882-1087	11	.414	.010	AL	MPB	1/8 - 1/8
P12-3M-09AL	7882-0004	12	.451	.010	AL	MPB	3/16 - 3/16
P13-3M-09AL	7882-1088	13	.489	.010	AL	MPB	3/16 - 3/16
P14-3M-09AL	7882-0006	14	.526	.020	AL	MPB	3/16 - 3/16
P15-3M-09AL	7882-0008	15	.564	.020	AL	MPB	3/16 - 3/16
P16-3M-09AL	7882-0010	16	.602	.020	AL	MPB	3/16 - 3/16
P17-3M-09AL	7882-0012	17	.639	.020	AL	MPB	3/16 - 3/16
P18-3M-09AL	7882-0013	18	.677	.020	AL	MPB	1/4 - 1/4
P19-3M-09AL	7882-0015	19	.714	.020	AL	MPB	1/4 - 1/4
P20-3M-09AL	7882-0017	20	.752	.020	AL	MPB	1/4 - 1/4
P22-3M-09AL	7882-0019	22	.827	.030	AL	MPB	1/4 - 1/4
P24-3M-09AL	7882-0021	24	.902	.030	AL	MPB	1/4 - 5/16
P25-3M-09AL	7882-1089	25	.940	.040	AL	MPB	1/4 - 5/16

# PowerGrip® HTD® Sprockets

## Product No. Series 7882 (continued)

### 3mm Pitch Sprockets - Aluminum - MPB Type — For Belts 9mm Wide (continued)

Part No.	Product No.	Number of Grooves	Pitch Diameter (in)	Weight (Lbs.)	Material	Bore or Bushing	Bore Range (in)
P26-3M-09AL	7882-0023	26	.977	.040	AL	MPB	1/4 - 5/16
P28-3M-09AL	7882-0025	28	1.053	.050	AL	MPB	1/4 - 3/8
P30-3M-09AL	7882-0027	30	1.128	.050	AL	MPB	1/4 - 7/16
P32-3M-09AL	7882-0029	32	1.203	.070	AL	MPB	1/4 - 1/2
P34-3M-09AL	7882-0031	34	1.278	.080	AL	MPB	1/4 - 9/16
P36-3M-09AL	7882-0033	36	1.353	.090	AL	MPB	1/4 - 5/8
P38-3M-09AL	7882-0035	38	1.429	.100	AL	MPB	1/4 - 3/4
P40-3M-09AL	7882-0037	40	1.504	.110	AL	MPB	1/4 - 13/16
P44-3M-09AL	7882-0039	44	1.654	.140	AL	MPB	1/4 - 15/16
P48-3M-09AL	7882-1090	48	1.805	.160	AL	MPB	5/16 - 15/16
P50-3M-09AL	7882-0041	50	1.880	.180	AL	MPB	5/16 - 15/16
P56-3M-09AL	7882-0043	56	2.105	.200	AL	MPB	5/16 - 15/16
P60-3M-09AL	7882-1091	60	2.256	.220	AL	MPB	5/16 - 15/16
P62-3M-09AL	7882-0045	62	2.331	.230	AL	MPB	5/16 - 15/16
P72-3M-09AL	7882-0047	72	2.707	.300	AL	MPB	5/16 - 15/16

SYNCHRONOUS METAL

### 5mm Pitch Sprockets - Aluminum - MPB Type — For Belts 9mm Wide

Part No.	Product No.	Number of Grooves	Pitch Diameter (in)	Weight (Lbs.)	Material	Bore or Bushing	Bore Range (in)
P12-5M-09AL	7882-1092	12	.752	.020	AL	MPB	1/4 - 1/4
P13-5M-09AL	7882-1093	13	.815	.011	AL	MPB	1/4 - 1/4
P14-5M-09AL	7882-1077	14	.877	.030	AL	MPB	1/4 - 1/4
P15-5M-09AL	7882-1004	15	.940	.030	AL	MPB	1/4 - 1/4
P16-5M-09AL	7882-1006	16	1.003	.040	AL	MPB	1/4 - 1/4
P17-5M-09AL	7882-1008	17	1.065	.040	AL	MPB	1/4 - 5/16
P18-5M-09AL	7882-1010	18	1.128	.050	AL	MPB	1/4 - 3/8
P19-5M-09AL	7882-1078	19	1.191	.060	AL	MPB	1/4 - 7/16
P20-5M-09AL	7882-1013	20	1.253	.060	AL	MPB	1/4 - 1/2
P22-5M-09AL	7882-1015	22	1.379	.080	AL	MPB	1/4 - 5/8
P24-5M-09AL	7882-1017	24	1.504	.100	AL	MPB	1/4 - 11/16
P25-5M-09AL	7882-1094	25	1.566	.110	AL	MPB	1/4 - 11/16
P26-5M-09AL	7882-1021	26	1.629	.120	AL	MPB	1/4 - 3/4
P28-5M-09AL	7882-1023	28	1.754	.140	AL	MPB	1/4 - 7/8
P30-5M-09AL	7882-1025	30	1.880	.160	AL	MPB	1/4 - 7/8
P32-5M-09AL	7882-1027	32	2.005	.180	AL	MPB	1/4 - 15/16
P34-5M-09AL	7882-1031	34	2.130	.210	AL	MPB	1/4 - 1 1/16
P36-5M-09AL	7882-1035	36	2.256	.250	AL	MPB	5/16 - 1 1/16
P38-5M-09AL	7882-1039	38	2.381	.280	AL	MPB	5/16 - 1 3/16
P40-5M-09AL	7882-1043	40	2.506	.300	AL	MPB	5/16 - 1 3/16
P44-5M-09AL	7882-1047	44	2.757	.350	AL	MPB	5/16 - 1 3/16
P48-5M-09AL	7882-1095	48	3.008	.400	AL	MPB	3/8 - 1 3/16
P50-5M-09AL	7882-1053	50	3.133	.430	AL	MPB	3/8 - 1 3/16
P56-5M-09AL	7882-1057	56	3.509	.540	AL	MPB	3/8 - 1 3/16
P60-5M-09AL	7882-1096	60	3.760	.620	AL	MPB	3/8 - 1 3/16
P62-5M-09AL	7882-1063	62	3.885	.640	AL	MPB	3/8 - 1 3/16
P70-5M-09AL	7882-1097	70	4.386	.800	AL	MPB	3/8 - 1 3/16
P72-5M-09AL	7882-1069	72	4.511	.840	AL	MPB	3/8 - 1 3/16

### 5mm Pitch Sprockets - Aluminum - MPB Type — For Belts 15mm Wide

Part No.	Product No.	Number of Grooves	Pitch Diameter (in)	Weight (Lbs.)	Material	Bore or Bushing	Bore Range (in)
P12-5M-15AL	7882-1098	12	.752	.020	AL	MPB	1/4 - 1/4
P13-5M-15AL	7882-1099	13	.815	.030	AL	MPB	1/4 - 1/4
P14-5M-15AL	7882-1003	14	.877	.040	AL	MPB	1/4 - 1/4



# PowerGrip® HTD® Sprockets

## Product No. Series 7882 (continued)

### 5mm Pitch Sprockets - Aluminum - MPB Type — For Belts 15mm Wide (continued)

Part No.	Product No.	Number of Grooves	Pitch Diameter (in)	Weight (Lbs.)	Material	Bore or Bushing	Bore Range (in)
P15-5M-15AL	7882-1005	15	.940	.040	AL	MPB	1/4 - 1/4
P16-5M-15AL	7882-1007	16	1.003	.050	AL	MPB	1/4 - 1/4
P17-5M-15AL	7882-1009	17	1.065	.060	AL	MPB	1/4 - 5/16
P18-5M-15AL	7882-1011	18	1.128	.070	AL	MPB	1/4 - 3/8
P19-5M-15AL	7882-1012	19	1.191	.080	AL	MPB	1/4 - 7/16
P20-5M-15AL	7882-1014	20	1.253	.080	AL	MPB	1/4 - 1/2
P22-5M-15AL	7882-1016	22	1.379	.110	AL	MPB	1/4 - 5/8
P24-5M-15AL	7882-1018	24	1.504	.130	AL	MPB	1/4 - 11/16
P25-5M-15AL	7882-1100	25	1.566	.140	AL	MPB	1/4 - 11/16
P26-5M-15AL	7882-1022	26	1.629	.160	AL	MPB	1/4 - 3/4
P28-5M-15AL	7882-1024	28	1.754	.180	AL	MPB	1/4 - 7/8
P30-5M-15AL	7882-1026	30	1.880	.210	AL	MPB	1/4 - 7/8
P32-5M-15AL	7882-1029	32	2.005	.240	AL	MPB	1/4 - 15/16
P34-5M-15AL	7882-1033	34	2.130	.280	AL	MPB	1/4 - 1 1/16
P36-5M-15AL	7882-1037	36	2.256	.330	AL	MPB	5/16 - 1 1/16
P38-5M-15AL	7882-1041	38	2.381	.360	AL	MPB	5/16 - 1 3/16
P40-5M-15AL	7882-1045	40	2.506	.400	AL	MPB	5/16 - 1 3/16
P44-5M-15AL	7882-1049	44	2.757	.470	AL	MPB	5/16 - 1 3/16
P48-5M-15AL	7882-1101	48	3.008	.580	AL	MPB	3/8 - 1 3/16
P50-5M-15AL	7882-1054	50	3.133	.620	AL	MPB	3/8 - 1 3/16
P56-5M-15AL	7882-1059	56	3.509	.740	AL	MPB	3/8 - 1 3/16
P60-5M-15AL	7882-1102	60	3.760	.840	AL	MPB	3/8 - 1 3/16
P62-5M-15AL	7882-1064	62	3.885	.910	AL	MPB	3/8 - 1 3/16
P70-5M-15AL	7882-1103	70	4.386	1.140	AL	MPB	3/8 - 1 3/16
P72-5M-15AL	7882-1071	72	4.511	1.210	AL	MPB	3/8 - 1 3/16

SYNCHRONOUS METAL

### 20mm Pitch Sprockets — For Belts 115mm Wide

Part No.	Product No.	Number of Grooves	Pitch Diameter (in)	Weight (Lbs.)	Material	Bore or Bushing	Bore Range (in)
P34-20M-115	7882-4024	34	8.522	36.500	CI	F	1 - 3 15/16
P36-20M-115	7882-4026	36	9.023	46.300	CI	F	1 - 3 15/16
P38-20M-115	7882-4028	38	9.524	51.000	CI	F	1 - 3 15/16
P40-20M-115	7882-4031	40	10.026	57.400	CI	F	1 - 3 15/16
P44-20M-115	7882-4034	44	11.028	70.800	CI	F	1 - 3 15/16
P48-20M-115	7882-4037	48	12.031	90.900	CI	J	1 1/2 - 4 1/2
P52-20M-115	7882-4040	52	13.033	110.000	CI	J	1 1/2 - 4 1/2
P56-20M-115	7882-4045	56	14.036	106.000	CI	J	1 1/2 - 4 1/2
P60-20M-115	7882-4079	60	15.038	116.000	CI	J	1 1/2 - 4 1/2
P64-20M-115	7882-4054	64	16.041	127.000	CI	J	1 1/2 - 4 1/2
P68-20M-115	7882-4059	68	17.032	148.000	CI	J	1 1/2 - 4 1/2
P72-20M-115	7882-4064	72	18.046	122.000	CI	J	1 1/2 - 4 1/2
P80-20M-115	7882-4069	80	20.051	237.000	CI	M	2 - 5 1/2
P90-20M-115	7882-4074	90	22.557	275.000	CI	M	2 - 5 1/2
P112-20M-115	7882-4001	112	28.071	243.000	CI	M	2 - 5 1/2
P144-20M-115	7882-4080	144	36.092	612.000	CI	N	2 7/16 - 5 7/8
P168-20M-115	7882-4081	168	42.107	465.000	CI	N	2 7/16 - 5 7/8
P192-20M-115	7882-4014	192	48.122	786.000	CI	N	2 7/16 - 5 7/8
P216-20M-115	7882-4019	216	54.136	907.000	CI	N	2 7/16 - 5 7/8

### 20mm Pitch Sprockets — For Belts 170mm Wide

Part No.	Product No.	Number of Grooves	Pitch Diameter (in)	Weight (Lbs.)	Material	Bore or Bushing	Bore Range (in)
P34-20M-170	7882-4025	34	8.522	87.200	CI	MPB	2 1/8 - 4 1/4
P36-20M-170	7882-4027	36	9.023	98.700	CI	MPB	2 1/8 - 4 1/2



# PowerGrip® HTD® Sprockets

## Product No. Series 7882 (continued)

### 20mm Pitch Sprockets — For Belts 170mm Wide (continued)

Part No.	Product No.	Number of Grooves	Pitch Diameter (in)	Weight (Lbs.)	Material	Bore or Bushing	Bore Range (in)
P38-20M-170	7882-4029	38	9.524	62.000	CI	J	1 1/2 - 4 1/2
P40-20M-170	7882-4032	40	10.026	69.000	CI	J	1 1/2 - 4 1/2
P44-20M-170	7882-4035	44	11.028	88.100	CI	J	1 1/2 - 4 1/2
P48-20M-170	7882-4038	48	12.031	120.000	CI	M	2 - 5 1/2
P52-20M-170	7882-4041	52	13.033	149.000	CI	M	2 - 5 1/2
P56-20M-170	7882-4046	56	14.036	166.000	CI	M	2 - 5 1/2
P60-20M-170	7882-4050	60	15.038	199.000	CI	M	2 - 5 1/2
P64-20M-170	7882-4055	64	16.041	174.800	CI	M	2 - 5 1/2
P68-20M-170	7882-4060	68	17.032	198.000	CI	M	2 - 5 1/2
P72-20M-170	7882-4065	72	18.046	207.000	CI	M	2 - 5 1/2
P80-20M-170	7882-4070	80	20.051	262.000	CI	M	2 - 5 1/2
P90-20M-170	7882-4075	90	22.557	303.000	CI	M	2 - 5 1/2
P112-20M-170	7882-4002	112	28.071	473.000	CI	N	2 7/16 - 5 7/8
P144-20M-170	7882-4006	144	36.092	520.000	CI	N	2 7/16 - 5 7/8
P168-20M-170	7882-4010	168	42.107	560.000	CI	P	3 7/16 - 7
P192-20M-170	7882-4015	192	48.122	783.000	CI	P	3 7/16 - 7
P216-20M-170	7882-4020	216	54.136	820.000	CI	P	3 7/16 - 7

SYNCHRONOUS METAL

### 20mm Pitch Sprockets — For Belts 230mm Wide

Part No.	Product No.	Number of Grooves	Pitch Diameter (in)	Weight (Lbs.)	Material	Bore or Bushing	Bore Range (in)
P38-20M-230	7882-4030	38	9.524	128.000	CI	MPB	2 7/8 - 4 3/4
P40-20M-230	7882-4033	40	10.026	156.000	CI	MPB	2 7/8 - 5 1/4
P44-20M-230	7882-4036	44	11.028	189.000	CI	MPB	2 7/8 - 6
P48-20M-230	7882-4039	48	12.031	140.000	CI	M	2 - 5 1/2
P52-20M-230	7882-4042	52	13.033	161.000	CI	M	2 - 5 1/2
P56-20M-230	7882-4047	56	14.036	193.000	CI	M	2 - 5 1/2
P60-20M-230	7882-4051	60	15.038	234.000	CI	M	2 - 5 1/2
P64-20M-230	7882-4056	64	16.041	270.000	CI	M	2 - 5 1/2
P68-20M-230	7882-4061	68	17.032	341.000	CI	N	2 7/16 - 5 7/8
P72-20M-230	7882-4066	72	18.046	410.000	CI	N	2 7/16 - 5 7/8
P80-20M-230	7882-4071	80	20.051	343.000	CI	N	2 7/16 - 5 7/8
P90-20M-230	7882-4076	90	22.557	398.000	CI	N	2 7/16 - 5 7/8
P112-20M-230	7882-4003	112	28.071	389.000	CI	N	2 7/16 - 5 7/8
P144-20M-230	7882-4007	144	36.092	552.000	CI	P	2 15/16 - 7
P168-20M-230	7882-4011	168	42.107	934.000	CI	P	2 15/16 - 7
P192-20M-230	7882-4016	192	48.122	1,429.000	CI	W	4 - 8 1/2
P216-20M-230	7882-4021	216	54.136	1,317.000	CI	W	4 - 8 1/2

### 20mm Pitch Sprockets — For Belts 290mm Wide

Part No.	Product No.	Number of Grooves	Pitch Diameter (in)	Weight (Lbs.)	Material	Bore or Bushing	Bore Range (in)
P52-20M-290	7882-4043	52	13.033	202.000	CI	N	2 7/16 - 5 7/8
P56-20M-290	7882-4048	56	14.036	237.000	CI	N	2 7/16 - 5 7/8
P60-20M-290	7882-4052	60	15.038	276.000	CI	N	2 7/16 - 5 7/8
P64-20M-290	7882-4057	64	16.041	320.000	CI	N	2 7/16 - 5 7/8
P68-20M-290	7882-4062	68	17.032	368.000	CI	N	2 7/16 - 5 7/8
P72-20M-290	7882-4067	72	18.046	404.000	CI	N	2 7/16 - 5 7/8
P80-20M-290	7882-4072	80	20.051	376.000	CI	N	2 7/16 - 5 7/8
P90-20M-290	7882-4077	90	22.557	431.000	CI	N	2 7/16 - 5 7/8
P112-20M-290	7882-4004	112	28.071	799.000	CI	P	2 15/16 - 7
P144-20M-290	7882-4008	144	36.092	1,004.000	CI	P	2 15/16 - 7
P168-20M-290	7882-4012	168	42.107	1,410.000	CI	W	4 - 8 1/2
P192-20M-290	7882-4017	192	48.122	1,552.000	CI	W	4 - 8 1/2



# PowerGrip® HTD® Sprockets

**Product No. Series 7882 (continued)**  
**20mm Pitch Sprockets — For Belts 290mm Wide (continued)**

Part No.	Product No.	Number of Grooves	Pitch Diameter (in)	Weight (Lbs.)	Material	Bore or Bushing	Bore Range (in)
P216-20M-290	7882-4022	216	54.136	1,441.000	CI	W	4 - 8 1/2

**20mm Pitch Sprockets — For Belts 340mm Wide**

Part No.	Product No.	Number of Grooves	Pitch Diameter (in)	Weight (Lbs.)	Material	Bore or Bushing	Bore Range (in)
P52-20M-340	7882-4044	52	13.033	219.000	CI	N	2 7/16 - 5 7/8
P56-20M-340	7882-4049	56	14.036	258.000	CI	N	2 7/16 - 5 7/8
P60-20M-340	7882-4053	60	15.038	294.000	CI	N	2 7/16 - 5 7/8
P64-20M-340	7882-4058	64	16.041	339.000	CI	N	2 7/16 - 5 7/8
P68-20M-340	7882-4063	68	17.032	389.000	CI	N	2 7/16 - 5 7/8
P72-20M-340	7882-4068	72	18.046	438.000	CI	N	2 7/16 - 5 7/8
P80-20M-340	7882-4073	80	20.051	462.000	CI	P	2 15/16 - 7
P90-20M-340	7882-4078	90	22.557	507.000	CI	P	2 15/16 - 7
P112-20M-340	7882-4005	112	28.071	870.000	CI	P	2 15/16 - 7
P144-20M-340	7882-4009	144	36.092	1,215.000	CI	W	4 - 8 1/2
P168-20M-340	7882-4013	168	42.107	1,514.000	CI	W	4 - 8 1/2
P192-20M-340	7882-4018	192	48.122	1,817.000	CI	S	5 1/2 - 10
P216-20M-340	7882-4023	216	54.136	1,601.000	CI	S	5 1/2 - 10

SYNCHRONOUS METAL



# PowerGrip® Timing Pulleys

**Notes**

Abbreviations used for pulley bore: MPB=Minimum Plain Bore. Abbreviations used for pulley materials: AL=Aluminum, ST=Steel, SiS=Sintered Steel, GI=Gray Iron, DI=Ductile Iron.

Details shown which do not affect drive function or overall weight may be changed without notification.

Gates PowerGrip Timing Pulleys are measured by number of grooves, pitch and width. For example; part number TL30L050 denotes "TL" for Taper-Lock, 30 grooves, L (.375") pitch and 1/2" width.

MXL and XL MPB pulleys are supplied with set screws. L and H pulleys are not supplied with keyway and set screws.

Pitch - The pitch of a PowerGrip Timing Pulley is the distance from center to center of the grooves (in inches). The letters correspond to pitches as follows: MXL = Mini Extra Light = 0.080" pitch; XL = Extra Light = 0.200" pitch; L = Light = 0.375" pitch; H = Heavy = 0.500" pitch.

The complete pulley designation must be used when ordering a Gates PowerGrip Pulley.

Width - The width designation is in hundredths of inches and corresponds to the width of the widest belt that can operate in the pulley.

**WARNING:** Do NOT use these sprockets with rim speeds in excess of 6,500 fpm.

SYNCHRONOUS METAL

## Product No. Series 7826 2/25" Pitch (0.08"/MXL) - Mini Extra Light — For Belts 1/8" Wide

Part No.	Product No.	Number of Grooves	Pitch Diameter (in)	Weight (Lbs.)	Material	Bore or Bushing	Bore Range (in)
PB10MXL012	7826-0273	10	.255	.010	AL	MPB	1/8 - 1/8
PB11MXL012	7826-0274	11	.280	.010	AL	MPB	1/8 - 1/8
PB12MXL012	7826-0275	12	.306	.010	AL	MPB	1/8 - 1/8
PB14MXL012	7826-0276	14	.357	.010	AL	MPB	3/16 - 3/16
PB15MXL012	7826-0277	15	.382	.010	AL	MPB	3/16 - 3/16
PB16MXL012	7826-0278	16	.407	.010	AL	MPB	3/16 - 1/4
PB18MXL012	7826-0279	18	.458	.010	AL	MPB	3/16 - 3/16
PB20MXL012	7826-0280	20	.509	.010	AL	MPB	3/16 - 3/16
PB21MXL012	7826-0281	21	.535	.010	AL	MPB	3/16 - 3/16
PB22MXL012	7826-0282	22	.560	.010	AL	MPB	3/16 - 3/16
PB24MXL012	7826-0283	24	.611	.010	AL	MPB	1/4 - 1/4
PB28MXL012	7826-0284	28	.713	.010	AL	MPB	1/4 - 1/4
PB30MXL012	7826-0285	30	.764	.020	AL	MPB	1/4 - 5/16
PB32MXL012	7826-0286	32	.815	.020	AL	MPB	1/4 - 3/8
PB36MXL012	7826-0287	36	.917	.020	AL	MPB	1/4 - 3/8
PB40MXL012	7826-0288	40	1.019	.030	AL	MPB	1/4 - 1/2
PB42MXL012	7826-0289	42	1.070	.040	AL	MPB	1/4 - 1/2
PB44MXL012	7826-0290	44	1.120	.040	AL	MPB	1/4 - 5/8
PB48MXL012	7826-0291	48	1.222	.050	AL	MPB	1/4 - 5/8
PB60MXL012	7826-0292	60	1.528	.080	AL	MPB	1/4 - 3/4

## 2/25" Pitch (0.08"/MXL) - Mini Extra Light — For Belts 1/8", 3/16" and 1/4" Wide

Part No.	Product No.	Number of Grooves	Pitch Diameter (in)	Weight (Lbs.)	Material	Bore or Bushing	Bore Range (in)
PB10MXL025	7826-0010	10	.255	.060	AL	MPB	1/8 - 1/8
PB11MXL025	7826-0011	11	.280	.070	AL	MPB	1/8 - 1/8
PB12MXL025	7826-0012	12	.306	.080	AL	MPB	1/8 - 1/8
PB14MXL025	7826-0014	14	.357	.010	AL	MPB	1/8 - 1/8
PB15MXL025	7826-0015	15	.382	.010	AL	MPB	3/16 - 3/16
PB16MXL025	7826-0016	16	.407	.010	AL	MPB	3/16 - 3/16
PB18MXL025	7826-0118	18	.458	.020	AL	MPB	3/16 - 3/16
PB20MXL025	7826-0120	20	.509	.010	AL	MPB	3/16 - 3/16
PB21MXL025	7826-0121	21	.535	.020	AL	MPB	3/16 - 3/16
PB22MXL025	7826-0122	22	.560	.030	AL	MPB	3/16 - 3/16
PB24MXL025	7826-0124	24	.611	.040	AL	MPB	1/4 - 1/4
PB25MXL025	7826-0293	25	.637	.010	AL	MPB	1/4 - 1/4
PB28MXL025	7826-0128	28	.713	.020	AL	MPB	1/4 - 1/4
PB30MXL025	7826-0130	30	.764	.020	AL	MPB	1/4 - 1/4
PB32MXL025	7826-0132	32	.815	.030	AL	MPB	1/4 - 1/4
PB36MXL025	7826-0136	36	.917	.030	AL	MPB	1/4 - 1/4
PB40MXL025	7826-0140	40	1.019	.040	AL	MPB	1/4 - 1/4
PB42MXL025	7826-0142	42	1.070	.050	AL	MPB	1/4 - 1/4
PB44MXL025	7826-0144	44	1.120	.050	AL	MPB	1/4 - 1/4
PB48MXL025	7826-0148	48	1.222	.080	AL	MPB	1/4 - 1/4
PB60MXL025	7826-0160	60	1.528	.110	AL	MPB	1/4 - 1/4



# PowerGrip® Timing Pulleys

## Product No. Series 7826 (continued)

2/25" Pitch (0.08"/MXL) - Mini Extra Light — For Belts 1/8", 3/16" and 1/4" Wide (continued)

Part No.	Product No.	Number of Grooves	Pitch Diameter (in)	Weight (Lbs.)	Material	Bore or Bushing	Bore Range (in)
PB72MXL025	7826-0272	72	1.833	.130	AL	MPB	1/4 - 1/4
PB80MXL025	7826-0180	80	2.037	.180	AL	MPB	5/16 - 5/16
PB90MXL025	7826-0294	90	2.292	.210	AL	MPB	5/16 - 3/4
PB100MXL025	7826-0295	100	2.546	.240	AL	MPB	5/16 - 3/4
PB120MXL025	7826-0296	120	3.056	.320	AL	MPB	3/8 - 3/4

## Product No. Series 7823 & 7881

1/5" Pitch (.200"/XL) - Extra Light Duty — For Belts 1/4" Wide

Part No.	Product No.	Number of Grooves	Pitch Diameter (in)	Weight (Lbs.)	Material	Bore or Bushing	Bore Range (in)
PB10XL025	7823-1500	10	.637	.010	ST	MPB	3/16 - 1/4
PB11XL025	7823-1501	11	.700	.020	ST	MPB	3/16 - 1/4
PB12XL025	7823-1502	12	.764	.020	ST	MPB	3/16 - 5/16
PB13XL025	7823-1503	13	.828	.030	ST	MPB	1/4 - 5/16
PB14XL025	7823-1504	14	.891	.030	ST	MPB	1/4 - 3/8
PB15XL025	7823-1505	15	.955	.030	ST	MPB	1/4 - 1/2
PB16XL025	7823-1506	16	1.019	.040	ST	MPB	5/16 - 1/2
PB18XL025	7823-1507	18	1.146	.050	ST	MPB	1/4 - 1/2
PB20XL025	7823-1508	20	1.273	.070	ST	MPB	1/4 - 1/2
PB21XL025	7823-1509	21	1.337	.080	ST	MPB	1/4 - 1/2
PB22XL025	7823-1510	22	1.401	.090	ST	MPB	1/4 - 5/8
PB24XL025	7823-1511	24	1.528	.100	ST	MPB	1/4 - 5/8
PB26XL025	7823-1512	26	1.655	.120	ST	MPB	1/4 - 5/8
PB28XL025	7823-1513	28	1.783	.140	ST	MPB	1/4 - 3/4
PB30XL025	7823-1514	30	1.910	.160	ST	MPB	1/4 - 3/4

1/5" Pitch (.200"/XL) - Extra Light Duty — For Belts 1/4" and 3/8" Wide

Part No.	Product No.	Number of Grooves	Pitch Diameter (in)	Weight (Lbs.)	Material	Bore or Bushing	Bore Range (in)
PB10XL037	7823-0101	10	.637	.050	ST	MPB	3/16 - 3/16
PB11XL037	7823-0106	11	.700	.070	ST	MPB	3/16 - 3/16
PB12XL037	7823-0111	12	.764	.080	ST	MPB	3/16 - 1/4
PB13XL037	7823-1515	13	.828	.030	ST	MPB	1/4 - 5/16
PB14XL037	7823-0121	14	.891	.100	ST	MPB	1/4 - 1/4
PB15XL037	7823-0126	15	.955	.120	ST	MPB	1/4 - 5/16
PB16XL037	7823-0131	16	1.019	.150	ST	MPB	1/4 - 3/8
PB17XL037	7823-1516	17	1.082	.060	ST	MPB	1/4 - 1/2
PB18XL037	7823-0141	18	1.146	.180	ST	MPB	1/4 - 1/2
PB19XL037	7823-1517	19	1.210	.070	ST	MPB	1/4 - 1/2
PB20XL037	7823-0151	20	1.273	.240	ST	MPB	1/4 - 9/16
PB21XL037	7823-0156	21	1.337	.270	ST	MPB	1/4 - 9/16
PB22XL037	7823-0161	22	1.401	.290	ST	MPB	1/4 - 3/4
PB23XL037	7823-1518	23	1.464	.110	ST	MPB	1/4 - 5/8
PB24XL037	7823-0166	24	1.528	.350	ST	MPB	1/4 - 11/16
PB25XL037	7823-1519	25	1.592	.130	ST	MPB	1/4 - 5/8
PB26XL037	7823-1520	26	1.655	.160	ST	MPB	1/4 - 3/4
PB28XL037	7823-0176	28	1.783	.470	ST	MPB	1/4 - 13/16
PB30XL037	7823-0181	30	1.910	.540	ST	MPB	5/16 - 15/16
PB32XL037	7823-0186	32	2.037	.240	AL	MPB	5/16 - 1
TL32XL037	7881-6032	32	2.037	.340	SIS	1108	1/2 - 1 1/8
PB36XL037	7823-0196	36	2.292	.280	AL	MPB	5/16 - 1
TL36XL037	7881-6036	36	2.292	.500	SIS	1108	1/2 - 1 1/8
PB40XL037	7823-0201	40	2.546	.330	AL	MPB	5/16 - 1
TL40XL037	7881-6040	40	2.546	.650	SIS	1108	1/2 - 1 1/8

SYNCHRONOUS METAL



# PowerGrip® Timing Pulleys

## Product No. Series 7823 & 7881 (continued)

### 1/5" Pitch (.200"/XL) - Extra Light Duty — For Belts 1/4" and 3/8" Wide (continued)

Part No.	Product No.	Number of Grooves	Pitch Diameter (in)	Weight (Lbs.)	Material	Bore or Bushing	Bore Range (in)
PB42XL037	7823-0206	42	2.674	.360	AL	MPB	5/16 - 1
TL42XL037	7881-6042	42	2.674	.770	SIS	1108	1/2 - 1 1/8
PB44XL037	7823-0211	44	2.801	.390	AL	MPB	5/16 - 1
TL44XL037	7881-6044	44	2.801	.970	SIS	1108	1/2 - 1 1/8
PB45XL037	7823-1521	45	2.865	.400	AL	MPB	5/16 - 1
PB48XL037	7823-0216	48	3.056	.390	AL	MPB	5/16 - 1
TL48XL037	7881-6048	48	3.056	1.230	DI	1108	1/2 - 1 1/8
PB50XL037	7823-1522	50	3.183	.400	AL	MPB	5/16 - 1
PB60XL037	7823-0221	60	3.820	.500	AL	MPB	3/8 - 1
TL60XL037	7881-6060	60	3.820	2.150	SIS	1210	1/2 - 1 1/4
PB72XL037	7823-0226	72	4.584	.670	AL	MPB	3/8 - 1
TL72XL037	7881-6072	72	4.584	2.900	SIS	1610	1/2 - 1 11/16

### 3/8" Pitch (.375"/L) - Light Duty — For Belts 1/2" Wide

Part No.	Product No.	Number of Grooves	Pitch Diameter (in)	Weight (Lbs.)	Material	Bore or Bushing	Bore Range (in)
PB10L050	7823-0301	10	1.194	.250	ST	MPB	3/8 - 1/2
PB12L050	7823-0311	12	1.432	.390	ST	MPB	3/8 - 3/4
PB13L050	7823-1523	13	1.552	.480	ST	MPB	3/8 - 3/4
PB14L050	7823-0321	14	1.671	.537	ST	MPB	3/8 - 3/4
PB15L050	7823-1524	15	1.790	.630	ST	MPB	1/2 - 7/8
PB16L050	7823-0331	16	1.910	.730	ST	MPB	1/2 - 1
PB17L050	7823-0336	17	2.029	.810	ST	MPB	1/2 - 1 1/8
TL18L050	7881-7001	18	2.149	.440	ST	1108	1/2 - 1 1/8
PB19L050	7823-0346	19	2.268	1.302	ST	MPB	1/2 - 1 3/16
TL20L050	7881-7004	20	2.387	.680	ST	1108	1/2 - 1 1/8
PB21L050	7823-0356	21	2.507	1.370	ST	MPB	1/2 - 1 1/4
TL22L050	7881-7007	22	2.626	.900	ST	1108	1/2 - 1 1/8
TL24L050	7881-7010	24	2.865	1.000	ST	1210	1/2 - 1 1/4
TL26L050	7881-7013	26	3.104	1.110	ST	1210	1/2 - 1 1/4
TL28L050	7881-7016	28	3.342	1.400	DI	1210	1/2 - 1 1/4
TL30L050	7881-7019	30	3.581	1.500	DI	1610	1/2 - 1 5/8
TL32L050	7881-7022	32	3.820	1.900	DI	1610	1/2 - 1 5/8
PB36L050	7823-1525	36	4.297	4.210	DI	MPB	1/2 - 2 5/16
TL40L050	7881-7054	40	4.775	2.400	DI	2012	1/2 - 2 1/8
TL48L050	7881-7055	48	5.730	3.200	DI	2012	1/2 - 2 1/8
TL60L050	7881-7056	60	7.162	4.900	DI	2012	1/2 - 2 1/8
TL72L050	7881-7057	72	8.594	6.000	DI	2012	1/2 - 2 1/8
TL84L050	7881-7058	84	10.027	8.000	GI	2517	1/2 - 2 11/16

### 3/8" Pitch (.375"/L) - Light Duty — For Belts 3/4" Wide

Part No.	Product No.	Number of Grooves	Pitch Diameter (in)	Weight (Lbs.)	Material	Bore or Bushing	Bore Range (in)
PB12L075	7823-0511	12	1.432	.480	ST	MPB	3/8 - 3/4
PB13L075	7823-1526	13	1.552	.580	ST	MPB	3/8 - 3/4
PB14L075	7823-0521	14	1.671	.660	ST	MPB	3/8 - 3/4
PB15L075	7823-1527	15	1.790	.770	ST	MPB	1/2 - 7/8
PB16L075	7823-0531	16	1.910	.900	ST	MPB	1/2 - 1 1/8
PB17L075	7823-0536	17	2.029	.994	ST	MPB	1/2 - 1 1/8
TL18L075	7881-7002	18	2.149	.500	ST	1108	1/2 - 1 1/8
PB19L075	7823-0546	19	2.268	1.300	ST	MPB	5/8 - 7/8
TL20L075	7881-7005	20	2.387	.680	ST	1108	1/2 - 1 1/8
PB21L075	7823-0556	21	2.507	1.640	ST	MPB	5/8 - 1 1/4
TL22L075	7881-7008	22	2.626	.967	ST	1108	1/2 - 1 1/8

SYNCHRONOUS METAL



# PowerGrip® Timing Pulleys

## Product No. Series 7823 & 7881 (continued) 3/8" Pitch (.375"/L) - Light Duty — For Belts 3/4" Wide (continued)

Part No.	Product No.	Number of Grooves	Pitch Diameter (in)	Weight (Lbs.)	Material	Bore or Bushing	Bore Range (in)
TL24L075	7881-7011	24	2.865	1.000	ST	1210	1/2 - 1 1/4
TL26L075	7881-7014	26	3.104	1.200	ST	1210	1/2 - 1 1/4
TL28L075	7881-7017	28	3.342	1.200	DI	1610	1/2 - 1 5/8
TL30L075	7881-7020	30	3.581	1.500	DI	1610	1/2 - 1 5/8
TL32L075	7881-7023	32	3.820	1.900	DI	1610	1/2 - 1 5/8
PB36L075	7823-1528	36	4.297	5.140	DI	MPB	1/2 - 2 5/16
TL40L075	7881-7059	40	4.775	3.372	DI	2012	1/2 - 2 1/8
TL48L075	7881-7060	48	5.730	3.200	DI	2012	1/2 - 2 1/8
TL60L075	7881-7061	60	7.162	4.900	DI	2012	1/2 - 2 1/8
TL72L075	7881-7062	72	8.594	7.000	DI	2012	1/2 - 2 1/8
TL84L075	7881-7063	84	10.027	9.000	GI	2517	1/2 - 2 11/16

## 3/8" Pitch (.375"/L) - Light Duty — For Belts 1" Wide

Part No.	Product No.	Number of Grooves	Pitch Diameter (in)	Weight (Lbs.)	Material	Bore or Bushing	Bore Range (in)
PB13L100	7823-1529	13	1.552	.690	ST	MPB	3/8 - 3/4
PB14L100	7823-0721	14	1.671	.790	ST	MPB	3/8 - 3/4
PB15L100	7823-1530	15	1.790	.920	ST	MPB	1/2 - 7/8
PB16L100	7823-0731	16	1.910	1.100	ST	MPB	1/2 - 1
PB17L100	7823-0736	17	2.029	1.190	ST	MPB	1/2 - 1
TL18L100	7881-7003	18	2.149	.750	ST	1108	1/2 - 1 1/8
PB19L100	7823-0746	19	2.268	1.550	ST	MPB	5/8 - 7/8
TL20L100	7881-7006	20	2.387	1.000	ST	1108	1/2 - 1 1/8
PB21L100	7823-0756	21	2.507	1.930	ST	MPB	5/8 - 1 1/4
TL22L100	7881-7009	22	2.626	1.300	ST	1108	1/2 - 1 1/8
TL24L100	7881-7012	24	2.865	1.300	ST	1210	1/2 - 1 1/4
TL26L100	7881-7015	26	3.104	1.700	ST	1210	1/2 - 1 1/4
TL28L100	7881-7018	28	3.342	1.300	DI	1610	1/2 - 1 5/8
TL30L100	7881-7021	30	3.581	2.200	DI	1610	1/2 - 1 5/8
TL32L100	7881-7024	32	3.820	2.700	DI	1610	1/2 - 1 5/8
PB36L100	7823-1532	36	4.297	6.070	ST	MPB	1/2 - 2 5/16
TL40L100	7881-7064	40	4.775	4.061	DI	2012	1/2 - 2 1/8
TL48L100	7881-7065	48	5.730	5.100	DI	2012	1/2 - 2 1/8
TL60L100	7881-7066	60	7.162	6.000	DI	2012	1/2 - 2 1/8
TL72L100	7881-7067	72	8.594	12.890	DI	2012	1/2 - 2 1/8
TL84L100	7881-7068	84	10.027	10.000	GI	2517	1/2 - 2 11/16

## Product No. Series 7881 1/2" Pitch (.500"/H) - Heavy Duty — For Belts 3/4" and 1" Wide

Part No.	Product No.	Number of Grooves	Pitch Diameter (in)	Weight (Lbs.)	Material	Bore or Bushing	Bore Range (in)
TL14H100	7881-7025	14	2.228	.800	ST	1108	1/2 - 1 1/8
TL16H100	7881-7027	16	2.546	1.300	ST	1108	1/2 - 1 1/8
TL18H100	7881-7030	18	2.865	1.200	ST	1210	1/2 - 1 1/4
TL20H100	7881-7034	20	3.183	1.700	DI	1210	1/2 - 1 1/4
TL22H100	7881-7038	22	3.501	1.800	DI	1610	1/2 - 1 5/8
TL24H100	7881-7041	24	3.820	2.300	DI	1610	1/2 - 1 5/8
TL26H100	7881-7045	26	4.138	2.200	DI	2012	1/2 - 2 1/8
TL28H100	7881-7049	28	4.456	2.800	DI	2012	1/2 - 1 5/8
TL30H100	7881-7069	30	4.775	4.200	DI	2012	1/2 - 2 1/8
TL32H100	7881-7070	32	5.093	4.100	DI	2517	1/2 - 2 11/16
TL40H100	7881-7071	40	6.366	7.800	DI	2517	1/2 - 2 11/16
TL48H100	7881-7072	48	7.639	12.100	DI	2517	1/2 - 2 11/16
TL60H100	7881-7073	60	9.549	10.300	GI	3020	7/8 - 3 1/4



# PowerGrip® Timing Pulleys

## Product No. Series 7881 (continued)

### 1/2" Pitch (.500"/H) - Heavy Duty — For Belts 3/4" and 1" Wide (continued)

Part No.	Product No.	Number of Grooves	Pitch Diameter (in)	Weight (Lbs.)	Material	Bore or Bushing	Bore Range (in)
TL72H100	7881-7074	72	11.459	25.000	GI	3020	7/8 - 3 1/4
TL84H100	7881-7075	84	13.369	29.000	GI	3020	7/8 - 3 1/4
TL96H100	7881-7076	96	15.279	35.000	GI	3020	7/8 - 3 1/4
TL120H100	7881-7077	120	19.099	42.000	GI	3020	7/8 - 3 1/4

### 1/2" Pitch (.500"/H) - Heavy Duty — For Belts 1 1/2" Wide

Part No.	Product No.	Number of Grooves	Pitch Diameter (in)	Weight (Lbs.)	Material	Bore or Bushing	Bore Range (in)
TL14H150	7881-7026	14	2.228	1.000	ST	1008	1/2 - 1 1/8
TL16H150	7881-7028	16	2.546	1.500	ST	1008	1/2 - 1 1/8
TL18H150	7881-7031	18	2.865	1.600	ST	1215	1/2 - 1 1/4
TL20H150	7881-7035	20	3.183	2.200	DI	1215	1/2 - 1 1/4
TL22H150	7881-7053	22	3.501	2.354	DI	1615	1/2 - 1 5/8
TL24H150	7881-7042	24	3.820	2.200	DI	2012	1/2 - 1 5/8
TL26H150	7881-7046	26	4.138	3.200	DI	2012	1/2 - 2 1/8
TL28H150	7881-7050	28	4.456	4.100	DI	2012	1/2 - 2 1/8
TL30H150	7881-7078	30	4.775	4.600	DI	2012	1/2 - 2 1/8
TL32H150	7881-7079	32	5.093	4.600	DI	2517	1/2 - 2 11/16
TL40H150	7881-7080	40	6.366	8.600	DI	2517	1/2 - 2 11/16
TL48H150	7881-7081	48	7.639	13.600	DI	2517	1/2 - 2 11/16
TL60H150	7881-7082	60	9.549	12.300	GI	3020	7/8 - 3 1/4
TL72H150	7881-7083	72	11.459	27.000	GI	3020	7/8 - 3 1/4
TL84H150	7881-7084	84	13.369	32.000	GI	3020	7/8 - 3 1/4
TL96H150	7881-7085	96	15.279	38.000	GI	3020	7/8 - 3 1/4
TL120H150	7881-7086	120	19.099	50.000	GI	3020	7/8 - 3 1/4

### 1/2" Pitch (.500"/H) - Heavy Duty — For Belts 2" Wide

Part No.	Product No.	Number of Grooves	Pitch Diameter (in)	Weight (Lbs.)	Material	Bore or Bushing	Bore Range (in)
TL16H200	7881-7029	16	2.546	1.900	ST	1008	1/2 - 1 1/8
TL18H200	7881-7032	18	2.865	1.800	ST	1215	1/2 - 1 1/4
TL20H200	7881-7036	20	3.183	2.600	DI	1215	1/2 - 1 1/4
TL22H200	7881-7039	22	3.501	2.800	DI	1615	1/2 - 1 5/8
TL24H200	7881-7043	24	3.820	2.600	DI	2012	1/2 - 2 1/8
TL26H200	7881-7047	26	4.138	3.792	DI	2012	1/2 - 2 1/8
TL28H200	7881-7051	28	4.456	5.400	DI	2012	1/2 - 2 1/8
TL30H200	7881-7087	30	4.775	5.500	DI	2012	1/2 - 2 1/8
TL32H200	7881-7088	32	5.093	5.500	DI	2517	1/2 - 2 11/16
TL40H200	7881-7089	40	6.366	9.900	DI	2517	1/2 - 2 11/16
TL48H200	7881-7090	48	7.639	14.300	DI	3020	1/2 - 2 11/16
TL60H200	7881-7091	60	9.549	25.000	GI	3020	7/8 - 3 1/4
TL72H200	7881-7092	72	11.459	25.000	GI	3020	7/8 - 3 1/4
TL84H200	7881-7093	84	13.369	36.000	GI	3020	7/8 - 3 1/4
TL96H200	7881-7094	96	15.279	52.000	GI	3535	7/8 - 3 1/4
TL120H200	7881-7095	120	19.099	55.000	GI	3020	7/8 - 3 1/4

### 1/2" Pitch (.500"/H) - Heavy Duty — For Belts 3" Wide

Part No.	Product No.	Number of Grooves	Pitch Diameter (in)	Weight (Lbs.)	Material	Bore or Bushing	Bore Range (in)
TL16H300	7881-7096	16	2.546	2.500	ST	1108	1/2 - 1 1/8
TL18H300	7881-7033	18	2.865	2.600	ST	1215	1/2 - 1 1/4
TL20H300	7881-7037	20	3.183	3.900	DI	1215	1/2 - 1 1/4

SYNCHRONOUS METAL



# PowerGrip® Timing Pulleys

**Product No. Series 7881 (continued)**

**1/2" Pitch (.500"/H) - Heavy Duty — For Belts 3" Wide (continued)**

Part No.	Product No.	Number of Grooves	Pitch Diameter (in)	Weight (Lbs.)	Material	Bore or Bushing	Bore Range (in)
TL22H300	7881-7040	22	3.501	4.000	DI	1615	1/2 - 1 5/8
TL24H300	7881-7044	24	3.820	4.300	DI	2012	1/2 - 2 1/8
TL26H300	7881-7048	26	4.138	5.400	DI	2012	1/2 - 2 1/8
TL28H300	7881-7052	28	4.456	7.600	DI	2012	1/2 - 2 1/8
TL30H300	7881-7097	30	4.775	7.000	DI	2012	1/2 - 2 1/8
TL32H300	7881-7098	32	5.093	7.400	DI	2517	1/2 - 2 11/16
TL40H300	7881-7099	40	6.366	12.100	DI	2517	1/2 - 2 11/16
TL48H300	7881-7100	48	7.639	16.300	DI	3020	7/8 - 3 1/3
TL60H300	7881-7101	60	9.549	26.000	GI	3020	7/8 - 3 1/4
TL72H300	7881-7102	72	11.459	41.000	GI	3020	7/8 - 3 1/4
TL84H300	7881-7103	84	13.369	42.000	GI	3020	7/8 - 3 1/4
TL96H300	7881-7104	96	15.279	77.000	GI	3535	7/8 - 3 1/4
TL120H300	7881-7105	120	19.099	82.000	GI	3535	7/8 - 3 1/4

SYNCHRONOUS METAL

# Clamping Plates for Long Length Belting

## Notes

Gates Clamping Plates are standard non-stock. Contact Customer Service for availability.

### Product No. Series 7887

#### PowerGrip® Timing

Part No.	Product No.	Pitch	Belt Width (in)	Weight (Lbs.)
CP-025-XL	7887-0079	XL	.250	.120
CP-037-L	7887-0087	L	.375	.540
CP-037-XL	7887-0081	XL	.375	.140
CP-050-H	7887-0096	H	.500	1.140
CP-050-L	7887-0088	L	.500	.580
CP-050-XL	7887-0082	XL	.500	.140
CP-075-H	7887-0097	H	.750	1.310
CP-075-L	7887-0089	L	.750	.670
CP-100-H	7887-0098	H	1.000	2.000
CP-100-L	7887-0090	L	1.000	.770
CP-150-H	7887-0099	H	1.500	2.250
CP-200-H	7887-0100	H	2.000	2.150
CP-300-H	7887-0101	H	3.000	2.830

#### PowerGrip® HTD®

Part No.	Product No.	Pitch	Belt Width (mm)	Weight (Lbs.)
CP-10-5HTD	7887-0057	5M	9	.150
CP-15-5HTD	7887-0058	5M	15	.150
CP-20-8HTD	7887-0066	8M	20	.600
CP-25-5HTD	7887-0059	5M	25	.220
CP-30-8HTD	7887-0068	8M	30	1.050
CP-50-8HTD	7887-0069	8M	50	1.300
CP-85-8HTD	7887-0070	8M	85	1.700

#### PowerGrip® GT®

Part No.	Product No.	Pitch	Belt Width (mm)	Weight (Lbs.)
CP-04-2MR	7887-0200	2MR	4	.010
CP-06-2MR	7887-0201	2MR	6	.010
CP-06-3MR	7887-0203	3MR	6	.040
CP-09-2MR	7887-0202	2MR	9	.020
CP-09-3MR	7887-0204	3MR	9	.010
CP-09-5MR	7887-0206	5MR	9	.130
CP-15-3MR	7887-0205	3MR	15	.050
CP-15-5MR	7887-0207	5MR	15	.250
CP-20-8MR	7887-0209	8MR	20	.850
CP-30-8MR	7887-0210	8MR	30	.730
CP-50-8MR	7887-0211	8MR	50	.980

SYNCHRONOUS METAL



# Draftguard<sup>®</sup> Anti-Rotation Device

**Notes**

Details shown which do not affect drive function or overall weight may be changed without notification.

**Product No. Series 7814**

Part No.	Product No.	Weight (Lbs.)
Draftguard Clutch	7814-0006	7.700
Draftguard Flange Assy	7814-0003	9.800
Draftguard Kit	7814-0004	24.600
Draftguard Locking Ring	7814-0007	5.000
Draftguard Spacer 3020	7814-0001	.900
Draftguard Spacer 3525 / 3535 / 4030	7814-0002	1.500
Draftguard Torque Arm	7814-0005	.500



# Super HC<sup>®</sup> Sheaves - QD<sup>®</sup>

**Notes**

Details shown which do not affect drive function or overall weight may be changed without notification. Sheaves and bushings must be ordered separately.

**WARNING:** Do NOT use these sheaves with rim speeds in excess of 6,500 fpm.

**Product No. Series 7872 & 7873**  
**3V Section**

Part No.	Product No.	Number of Grooves	Bushing	Bore Range Max. (in)	Face Width (in)	Weight (Lbs.)
QD1/3V2.20	7872-1022	1	JA	1 3/16	11/16	.630
QD2/3V2.20	7872-2022	2	JA	1 3/16	1 3/32	.800
<sup>6</sup> QD1/3V2.35	7872-1023	1	JA	1 3/16	11/16	.800
QD2/3V2.35	7872-2023	2	JA	1 3/16	1 3/32	.960
QD1/3V2.50	7872-1025	1	JA	1 3/16	11/16	.970
QD2/3V2.50	7872-2025	2	JA	1 3/16	1 3/32	1.180
QD3/3V2.50	7872-3025	3	JA	1 3/16	1 1/2	1.350
QD1/3V2.65	7872-1026	1	JA	1 3/16	11/16	.780
QD2/3V2.65	7872-2026	2	JA	1 3/16	1 3/32	.620
QD3/3V2.65	7872-3026	3	JA	1 3/16	1 1/2	1.160
QD4/3V2.65	7872-4026	4	JA	1 3/16	1 29/32	1.420
QD1/3V2.80	7872-1028	1	JA	1 3/16	11/16	.920
QD2/3V2.80	7872-2028	2	JA	1 3/16	1 3/32	.790
QD3/3V2.80	7872-3028	3	JA	1 3/16	1 1/2	1.360
QD4/3V2.80	7872-4028	4	JA	1 3/16	1 29/32	1.680
QD1/3V3.00	7872-1030	1	JA	1 3/16	11/16	1.180
QD2/3V3.00	7872-2030	2	JA	1 3/16	1 3/32	1.010
QD3/3V3.00	7872-3030	3	SH	1 5/8	1 1/2	1.860
QD4/3V3.00	7872-4030	4	SH	1 5/8	1 29/32	2.030
QD1/3V3.15	7872-1031	1	JA	1 3/16	11/16	1.320
QD2/3V3.15	7872-2031	2	JA	1 3/16	1 3/32	1.180
QD3/3V3.15	7872-3031	3	SH	1 5/8	1 1/2	2.250
QD4/3V3.15	7872-4031	4	SH	1 5/8	1 29/32	2.420
QD1/3V3.35	7872-1033	1	JA	1 3/16	11/16	1.600
QD2/3V3.35	7872-2033	2	SH	1 5/8	1 3/32	1.000
QD3/3V3.35	7872-3033	3	SH	1 5/8	1 1/2	1.510
QD4/3V3.35	7872-4033	4	SH	1 5/8	1 29/32	2.230
QD1/3V3.65	7872-1036	1	SH	1 5/8	11/16	1.590
QD2/3V3.65	7872-2036	2	SH	1 5/8	1 3/32	1.410
QD3/3V3.65	7872-3036	3	SH	1 5/8	1 1/2	2.120
QD4/3V3.65	7872-4036	4	SH	1 5/8	1 29/32	2.160
QD1/3V4.12	7872-1041	1	SH	1 5/8	11/16	2.060
QD2/3V4.12	7872-2041	2	SH	1 5/8	1 3/32	2.260
QD3/3V4.12	7872-3041	3	SH	1 5/8	1 1/2	2.640
QD4/3V4.12	7872-4041	4	SH	1 5/8	1 29/32	3.050
QD1/3V4.50	7872-1045	1	SH	1 5/8	11/16	2.600
QD2/3V4.50	7872-2045	2	SH	1 5/8	1 3/32	2.810
QD3/3V4.50	7872-3045	3	SDS	1 15/16	1 1/2	3.000
QD4/3V4.50	7872-4045	4	SDS	1 15/16	1 29/32	3.470
QD1/3V4.75	7872-1047	1	SH	1 5/8	11/16	3.000
QD2/3V4.75	7872-2047	2	SH	1 5/8	1 3/32	3.210
QD3/3V4.75	7872-3047	3	SDS	1 15/16	1 1/2	3.380
QD4/3V4.75	7872-4047	4	SDS	1 15/16	1 29/32	4.040
QD5/3V4.75	7872-5047	5	SDS	1 15/16	2 5/16	4.330
QD6/3V4.75	7872-6047	6	SK	2 1/2	2 23/32	5.280
QD8/3V4.75	7872-8047	8	SK	2 1/2	3 17/32	6.940
QD10/3V4.75	7873-0047	10	SK	2 1/2	4 11/32	7.420
QD1/3V5.00	7872-1050	1	SH	1 5/8	11/16	3.300
QD2/3V5.00	7872-2050	2	SH	1 5/8	1 3/32	3.640
QD3/3V5.00	7872-3050	3	SDS	1 15/16	1 1/2	3.920
QD4/3V5.00	7872-4050	4	SDS	1 15/16	1 29/32	4.590
QD5/3V5.00	7872-5050	5	SDS	1 15/16	2 5/16	5.150
QD6/3V5.00	7872-6050	6	SK	2 1/2	2 23/32	6.090
QD8/3V5.00	7872-8050	8	SK	2 1/2	3 17/32	7.470
QD10/3V5.00	7873-0050	10	SK	2 1/2	4 11/32	8.670

HEAVY DUTY V-BELT METAL

<sup>6</sup> Standard/Non-Stock item. Check with Customer Service for availability.



# Super HC<sup>®</sup> Sheaves - QD<sup>®</sup>

## Product No. Series 7872 & 7873 (continued) 3V Section (continued)

Part No.	Product No.	Number of Grooves	Bushing	Bore Range Max. (in)	Face Width (in)	Weight (Lbs.)
QD1/3V5.30	7872-1053	1	SH	1 5/8	11/16	3.790
QD2/3V5.30	7872-2053	2	SH	1 5/8	1 3/32	4.180
QD3/3V5.30	7872-3053	3	SDS	1 15/16	1 1/2	4.510
QD4/3V5.30	7872-4053	4	SDS	1 15/16	1 29/32	5.220
QD5/3V5.30	7872-5053	5	SK	2 1/2	2 5/16	5.990
QD6/3V5.30	7872-6053	6	SK	2 1/2	2 23/32	6.600
QD8/3V5.30	7872-8053	8	SK	2 1/2	3 17/32	7.550
QD10/3V5.30	7873-0053	10	SK	2 1/2	4 11/32	8.740
QD1/3V5.60	7872-1056	1	SH	1 5/8	11/16	4.350
QD2/3V5.60	7872-2056	2	SH	1 5/8	1 3/32	4.690
QD3/3V5.60	7872-3056	3	SDS	1 15/16	1 1/2	4.980
QD4/3V5.60	7872-4056	4	SDS	1 15/16	1 29/32	5.640
QD5/3V5.60	7872-5056	5	SK	2 1/2	2 5/16	6.990
QD6/3V5.60	7872-6056	6	SK	2 1/2	2 23/32	7.690
QD8/3V5.60	7872-8056	8	SK	2 1/2	3 17/32	9.350
QD10/3V5.60	7873-0056	10	SK	2 1/2	4 11/32	11.000
QD1/3V6.00	7872-1060	1	SH	1 5/8	11/16	5.050
QD2/3V6.00	7872-2060	2	SH	1 5/8	1 3/32	5.700
QD3/3V6.00	7872-3060	3	SDS	1 15/16	1 1/2	7.100
QD4/3V6.00	7872-4060	4	SK	2 1/2	1 29/32	7.930
QD5/3V6.00	7872-5060	5	SK	2 1/2	2 5/16	9.110
QD6/3V6.00	7872-6060	6	SK	2 1/2	2 23/32	10.150
QD8/3V6.00	7872-8060	8	SK	2 1/2	3 17/32	10.000
QD10/3V6.00	7873-0060	10	SK	2 1/2	4 11/32	11.390
QD1/3V6.50	7872-1065	1	SH	1 5/8	11/16	6.100
QD2/3V6.50	7872-2065	2	SDS	1 5/8	1 3/32	6.460
QD3/3V6.50	7872-3065	3	SDS	1 15/16	1 1/2	8.200
QD4/3V6.50	7872-4065	4	SK	2 1/2	1 29/32	9.610
QD5/3V6.50	7872-5065	5	SK	2 1/2	2 5/16	10.720
QD6/3V6.50	7872-6065	6	SK	2 1/2	2 23/32	11.770
QD8/3V6.50	7872-8065	8	SK	2 1/2	3 17/32	14.350
<sup>6</sup> QD10/3V6.50	7873-0065	10	SK	2 1/2	4 11/32	14.320
QD1/3V6.90	7872-1069	1	SH	1 5/8	11/16	6.930
QD2/3V6.90	7872-2069	2	SDS	1 5/8	1 3/32	7.280
QD3/3V6.90	7872-3069	3	SDS	1 15/16	1 1/2	8.910
QD4/3V6.90	7872-4069	4	SK	2 1/2	1 29/32	11.080
QD5/3V6.90	7872-5069	5	SK	2 1/2	2 5/16	13.040
QD6/3V6.90	7872-6069	6	SK	2 1/2	2 23/32	14.510
QD8/3V6.90	7872-8069	8	SK	2 1/2	3 17/32	14.090
QD10/3V6.90	7873-0069	10	SK	2 1/2	4 11/32	16.400
QD1/3V8.00	7872-1080	1	SDS	1 15/16	11/16	8.210
QD2/3V8.00	7872-2080	2	SDS	1 15/16	1 3/32	10.030
QD3/3V8.00	7872-3080	3	SK	2 1/2	1 1/2	14.440
QD4/3V8.00	7872-4080	4	SK	2 1/2	1 29/32	16.560
QD5/3V8.00	7872-5080	5	SK	2 1/2	2 5/16	17.990
QD6/3V8.00	7872-6080	6	SK	2 1/2	2 23/32	16.930
QD8/3V8.00	7872-8080	8	SF	2 15/16	3 17/32	19.680
QD10/3V8.00	7873-0080	10	SF	2 15/16	4 11/32	19.000
QD1/3V10.60	7872-1106	1	SDS	1 15/16	11/16	14.130
QD2/3V10.60	7872-2106	2	SK	1 15/16	1 3/32	19.800
QD3/3V10.60	7872-3106	3	SK	2 1/2	1 1/2	16.100
QD4/3V10.60	7872-4106	4	SK	2 1/2	1 29/32	17.290
QD5/3V10.60	7872-5106	5	SK	2 1/2	2 5/16	32.740
QD6/3V10.60	7872-6106	6	SF	2 15/16	2 23/32	35.490
QD8/3V10.60	7872-8106	8	SF	2 15/16	3 17/32	24.870
QD10/3V10.60	7873-0106	10	E	3 1/2	4 11/32	31.290
QD1/3V14.00	7872-1140	1	SK	2 1/2	11/16	17.530
QD2/3V14.00	7872-2140	2	SK	2 1/2	1 3/32	14.820
QD3/3V14.00	7872-3140	3	SK	2 1/2	1 1/2	20.330
QD4/3V14.00	7872-4140	4	SK	2 1/2	1 29/32	26.130

HEAVY DUTY V-BELT METAL

<sup>6</sup> Standard/Non-Stock item. Check with Customer Service for availability.

# Super HC<sup>®</sup> Sheaves - QD<sup>®</sup>

## Product No. Series 7872 & 7873 (continued) 3V Section (continued)

Part No.	Product No.	Number of Grooves	Bushing	Bore Range Max. (in)	Face Width (in)	Weight (Lbs.)
QD5/3V14.00	7872-5140	5	SF	2 15/16	2 5/16	30.470
QD6/3V14.00	7872-6140	6	SF	2 15/16	2 23/32	33.260
QD8/3V14.00	7872-8140	8	E	3 1/2	3 17/32	45.540
QD10/3V14.00	7873-0140	10	E	3 1/2	4 11/32	49.700
QD1/3V19.00	7872-1190	1	SK	2 1/2	1 1/16	34.810
QD2/3V19.00	7872-2190	2	SK	2 1/2	1 3/32	35.060
QD3/3V19.00	7872-3190	3	SF	2 15/16	1 1/2	34.300
QD4/3V19.00	7872-4190	4	SF	2 15/16	1 29/32	36.990
QD5/3V19.00	7872-5190	5	SF	2 15/16	2 5/16	43.650
QD6/3V19.00	7872-6190	6	E	3 1/2	2 23/32	50.770
<sup>6</sup> QD8/3V19.00	7872-8190	8	E	3 1/2	3 17/32	60.750
QD10/3V19.00	7873-0190	10	E	3 1/2	4 11/32	72.300
QD2/3V25.00	7872-2250	2	SF	2 15/16	1 3/32	33.750
QD3/3V25.00	7872-3250	3	SF	2 15/16	1 1/2	51.500
QD4/3V25.00	7872-4250	4	SF	2 15/16	1 29/32	49.000
QD5/3V25.00	7872-5250	5	E	3 1/2	2 5/16	68.000
QD6/3V25.00	7872-6250	6	E	3 1/2	2 23/32	66.500
QD8/3V25.00	7872-8250	8	E	3 1/2	3 17/32	84.500
QD10/3V25.00	7873-0250	10	F	3 15/16	4 11/32	98.600
<sup>6</sup> QD3/3V33.50	7872-3335	3	SF	2 15/16	1 1/2	75.500
QD4/3V33.50	7872-4335	4	E	3 1/2	1 29/32	96.000
QD5/3V33.50	7872-5335	5	E	3 1/2	2 5/16	97.500
QD6/3V33.50	7872-6335	6	E	3 1/2	2 23/32	105.000
QD8/3V33.50	7872-8335	8	F	3 15/16	3 17/32	137.000
QD10/3V33.50	7873-0335	10	F	3 15/16	4 11/32	178.000

## Product No. Series 7874 & 7875 5V Section

Part No.	Product No.	Number of Grooves	Bushing	Bore Range Max. (in)	Face Width (in)	Weight (Lbs.)
QD2/5V4.40	7874-2044	2	SH	1 5/8	1 11/16	3.270
QD3/5V4.40	7874-3044	3	SDS	1 15/16	2 3/8	4.410
QD4/5V4.40	7874-4044	4	SD	1 15/16	3 1/16	5.530
QD5/5V4.40	7874-5044	5	SD	1 15/16	3 3/4	6.420
<sup>6</sup> QD6/5V4.40	7874-6044	6	SD	1 15/16	4 7/16	7.450
QD2/5V4.65	7874-2046	2	SDS	1 15/16	1 11/16	4.160
QD3/5V4.65	7874-3046	3	SDS	1 15/16	2 3/8	4.510
QD4/5V4.65	7874-4046	4	SD	1 15/16	3 1/16	6.700
<sup>6</sup> QD5/5V4.65	7874-5046	5	SD	1 15/16	3 3/4	7.940
<sup>6</sup> QD6/5V4.65	7874-6046	6	SD	1 15/16	4 7/16	8.540
QD2/5V4.90	7874-2049	2	SDS	1 15/16	1 11/16	3.950
QD3/5V4.90	7874-3049	3	SDS	1 15/16	2 3/8	5.000
QD4/5V4.90	7874-4049	4	SD	1 15/16	3 1/16	6.600
<sup>6</sup> QD5/5V4.90	7874-5049	5	SD	1 15/16	3 3/4	8.580
QD6/5V4.90	7874-6049	6	SD	1 15/16	4 7/16	10.320
QD2/5V5.20	7874-2052	2	SDS	1 15/16	1 11/16	4.550
QD3/5V5.20	7874-3052	3	SDS	1 15/16	2 3/8	5.790
QD4/5V5.20	7874-4052	4	SD	1 15/16	3 1/16	7.700
QD5/5V5.20	7874-5052	5	SD	1 15/16	3 3/4	8.690
QD6/5V5.20	7874-6052	6	SD	1 15/16	4 7/16	10.280
QD2/5V5.50	7874-2055	2	SDS	1 15/16	1 11/16	5.150
QD3/5V5.50	7874-3055	3	SDS	1 15/16	2 3/8	6.470
QD4/5V5.50	7874-4055	4	SD	1 15/16	3 1/16	9.150
QD5/5V5.50	7874-5055	5	SD	1 15/16	3 3/4	10.240
<sup>6</sup> QD6/5V5.50	7874-6055	6	SD	1 15/16	4 7/16	11.530
QD2/5V5.90	7874-2059	2	SDS	1 15/16	1 11/16	6.160
QD3/5V5.90	7874-3059	3	SDS	1 15/16	2 3/8	7.870

<sup>6</sup> Standard/Non-Stock item. Check with Customer Service for availability.

**Super HC<sup>®</sup> Sheaves - QD<sup>®</sup>****Product No. Series 7874 & 7875 (continued)****5V Section (continued)**

Part No.	Product No.	Number of Grooves	Bushing	Bore Range Max. (in)	Face Width (in)	Weight (Lbs.)
QD4/5V5.90	7874-4059	4	SD	1 15/16	3 1/16	10.250
QD5/5V5.90	7874-5059	5	SK	2 1/2	3 3/4	10.820
QD6/5V5.90	7874-6059	6	SK	2 1/2	4 7/16	12.300
QD2/5V6.30	7874-2063	2	SK	2 1/2	1 11/16	7.600
QD3/5V6.30	7874-3063	3	SK	2 1/2	2 3/8	9.570
QD4/5V6.30	7874-4063	4	SK	2 1/2	3 1/16	11.010
QD5/5V6.30	7874-5063	5	SK	2 1/2	3 3/4	12.700
QD6/5V6.30	7874-6063	6	SK	2 1/2	4 7/16	14.170
QD2/5V6.70	7874-2067	2	SK	2 1/2	1 11/16	8.960
QD3/5V6.70	7874-3067	3	SK	2 1/2	2 3/8	10.620
QD4/5V6.70	7874-4067	4	SK	2 1/2	3 1/16	12.330
QD5/5V6.70	7874-5067	5	SF	2 15/16	3 3/4	13.840
QD6/5V6.70	7874-6067	6	SF	2 15/16	4 7/16	16.000
QD2/5V7.10	7874-2071	2	SK	2 1/2	1 11/16	10.310
QD3/5V7.10	7874-3071	3	SF	2 15/16	2 3/8	12.350
QD4/5V7.10	7874-4071	4	SF	2 15/16	3 1/16	14.820
QD5/5V7.10	7874-5071	5	SF	2 15/16	3 3/4	16.740
QD6/5V7.10	7874-6071	6	SF	2 15/16	4 7/16	17.790
QD7/5V7.10	7874-7071	7	SF	2 15/16	5 1/8	18.800
QD8/5V7.10	7874-8071	8	SF	2 15/16	5 13/16	21.780
QD2/5V7.50	7874-2075	2	SK	2 1/2	1 11/16	11.770
QD3/5V7.50	7874-3075	3	SF	2 15/16	2 3/8	13.230
QD4/5V7.50	7874-4075	4	SF	2 15/16	3 1/16	15.340
QD5/5V7.50	7874-5075	5	SF	2 15/16	3 3/4	17.980
QD6/5V7.50	7874-6075	6	SF	2 15/16	4 7/16	21.740
QD7/5V7.50	7874-7075	7	SF	2 15/16	5 1/8	22.000
QD8/5V7.50	7874-8075	8	SF	2 15/16	5 13/16	28.040
QD2/5V8.00	7874-2080	2	SK	2 1/2	1 11/16	14.210
QD3/5V8.00	7874-3080	3	SF	2 15/16	2 3/8	16.680
QD4/5V8.00	7874-4080	4	E	3 1/2	3 1/16	18.100
QD5/5V8.00	7874-5080	5	E	3 1/2	3 3/4	20.220
QD6/5V8.00	7874-6080	6	E	3 1/2	4 7/16	22.570
QD7/5V8.00	7874-7080	7	E	3 1/2	5 1/8	25.000
QD8/5V8.00	7874-8080	8	E	3 1/2	5 13/16	27.480
QD9/5V8.00	7874-9080	9	E	3 1/2	6 1/2	29.000
QD10/5V8.00	7875-0080	10	E	3 1/2	7 3/16	31.410
QD2/5V8.50	7874-2085	2	SK	2 1/2	1 11/16	13.070
QD3/5V8.50	7874-3085	3	SF	2 15/16	2 3/8	17.780
QD4/5V8.50	7874-4085	4	E	3 1/2	3 1/16	20.840
QD5/5V8.50	7874-5085	5	E	3 1/2	3 3/4	24.350
QD6/5V8.50	7874-6085	6	E	3 1/2	4 7/16	27.390
QD7/5V8.50	7874-7085	7	E	3 1/2	5 1/8	28.000
QD8/5V8.50	7874-8085	8	E	3 1/2	5 13/16	36.550
QD9/5V8.50	7874-9085	9	E	3 1/2	6 1/2	33.000
QD10/5V8.50	7875-0085	10	E	3 1/2	7 3/16	42.440
QD2/5V9.00	7874-2090	2	SK	2 1/2	1 11/16	15.800
QD3/5V9.00	7874-3090	3	SF	2 15/16	2 3/8	21.880
QD4/5V9.00	7874-4090	4	E	3 1/2	3 1/16	25.950
QD5/5V9.00	7874-5090	5	E	3 1/2	3 3/4	26.750
QD6/5V9.00	7874-6090	6	E	3 1/2	4 7/16	29.850
QD7/5V9.00	7874-7090	7	E	3 1/2	5 1/8	32.000
QD8/5V9.00	7874-8090	8	E	3 1/2	5 13/16	34.740
QD9/5V9.00	7874-9090	9	E	3 1/2	6 1/2	37.000
QD10/5V9.00	7875-0090	10	F	3 15/16	7 3/16	43.660
QD2/5V9.25	7874-2092	2	SK	2 1/2	1 11/16	19.450
QD3/5V9.25	7874-3092	3	SF	2 15/16	2 3/8	21.300
QD4/5V9.25	7874-4092	4	E	3 1/2	3 1/16	25.870
QD5/5V9.25	7874-5092	5	E	3 1/2	3 3/4	28.320
QD6/5V9.25	7874-6092	6	E	3 1/2	4 7/16	31.260
QD7/5V9.25	7874-7092	7	E	3 1/2	5 1/8	33.000

HEAVY DUTY V-BELT METAL



# Super HC<sup>®</sup> Sheaves - QD<sup>®</sup>

## Product No. Series 7874 & 7875 (continued) 5V Section (continued)

Part No.	Product No.	Number of Grooves	Bushing	Bore Range Max. (in)	Face Width (in)	Weight (Lbs.)
QD8/5V9.25	7874-8092	8	F	3 15/16	5 13/16	43.350
QD9/5V9.25	7874-9092	9	F	3 15/16	6 1/2	42.000
QD10/5V9.25	7875-0092	10	F	3 15/16	7 3/16	48.230
QD2/5V9.75	7874-2097	2	SK	2 1/2	1 11/16	22.540
QD3/5V9.75	7874-3097	3	SF	2 15/16	2 3/8	22.040
QD4/5V9.75	7874-4097	4	E	3 1/2	3 1/16	29.150
QD5/5V9.75	7874-5097	5	E	3 1/2	3 3/4	33.290
QD6/5V9.75	7874-6097	6	E	3 1/2	4 7/16	34.980
QD7/5V9.75	7874-7097	7	E	3 1/2	5 1/8	37.000
QD8/5V9.75	7874-8097	8	F	3 15/16	5 13/16	53.570
QD9/5V9.75	7874-9097	9	F	3 15/16	6 1/2	48.000
QD10/5V9.75	7875-0097	10	F	3 15/16	7 3/16	51.620
QD2/5V10.30	7874-2103	2	SK	2 1/2	1 11/16	20.650
QD3/5V10.30	7874-3103	3	SF	2 15/16	2 3/8	22.650
QD4/5V10.30	7874-4103	4	E	3 1/2	3 1/16	33.480
QD5/5V10.30	7874-5103	5	E	3 1/2	3 3/4	37.530
QD6/5V10.30	7874-6103	6	E	3 1/2	4 7/16	43.440
QD7/5V10.30	7874-7103	7	F	3 15/16	5 1/8	49.000
QD8/5V10.30	7874-8103	8	F	3 15/16	5 13/16	53.390
QD9/5V10.30	7874-9103	9	F	3 15/16	6 1/2	55.000
QD10/5V10.30	7875-0103	10	F	3 15/16	7 3/16	58.300
QD2/5V10.90	7874-2109	2	SK	2 1/2	1 11/16	19.410
QD3/5V10.90	7874-3109	3	SF	2 15/16	2 3/8	25.160
QD4/5V10.90	7874-4109	4	E	3 1/2	3 1/16	37.330
QD5/5V10.90	7874-5109	5	E	3 1/2	3 3/4	41.750
QD6/5V10.90	7874-6109	6	E	3 1/2	4 7/16	43.740
QD7/5V10.90	7874-7109	7	F	3 15/16	5 1/8	55.000
QD8/5V10.90	7874-8109	8	F	3 15/16	5 13/16	53.000
QD9/5V10.90	7874-9109	9	F	3 15/16	6 1/2	61.000
QD10/5V10.90	7875-0109	10	F	3 15/16	7 3/16	84.300
QD2/5V11.30	7874-2113	2	SK	2 1/2	1 11/16	22.770
QD3/5V11.30	7874-3113	3	SF	2 15/16	2 3/8	28.460
QD4/5V11.30	7874-4113	4	E	3 1/2	3 1/16	41.120
QD5/5V11.30	7874-5113	5	E	3 1/2	3 3/4	47.900
QD6/5V11.30	7874-6113	6	E	3 1/2	4 7/16	50.670
QD7/5V11.30	7874-7113	7	F	3 15/16	5 1/8	62.000
QD8/5V11.30	7874-8113	8	F	3 15/16	5 13/16	76.940
QD9/5V11.30	7874-9113	9	F	3 15/16	6 1/2	69.000
QD10/5V11.30	7875-0113	10	F	3 15/16	7 3/16	75.400
QD2/5V11.80	7874-2118	2	SK	2 1/2	1 11/16	28.100
QD3/5V11.80	7874-3118	3	SF	2 15/16	2 3/8	27.290
QD4/5V11.80	7874-4118	4	E	3 1/2	3 1/16	36.840
QD5/5V11.80	7874-5118	5	E	3 1/2	3 3/4	39.270
QD6/5V11.80	7874-6118	6	E	3 1/2	4 7/16	46.860
QD7/5V11.80	7874-7118	7	F	3 15/16	5 1/8	52.000
QD8/5V11.80	7874-8118	8	F	3 15/16	5 13/16	71.700
QD9/5V11.80	7874-9118	9	F	3 15/16	6 1/2	60.000
QD10/5V11.80	7875-0118	10	F	3 15/16	7 3/16	90.940
QD2/5V12.50	7874-2125	2	SF	2 15/16	1 11/16	24.870
QD3/5V12.50	7874-3125	3	E	3 1/2	2 3/8	36.960
QD4/5V12.50	7874-4125	4	E	3 1/2	3 1/16	37.540
QD5/5V12.50	7874-5125	5	E	3 1/2	3 3/4	41.460
QD6/5V12.50	7874-6125	6	F	3 15/16	4 7/16	62.900
QD7/5V12.50	7874-7125	7	F	3 15/16	5 1/8	58.000
QD8/5V12.50	7874-8125	8	F	3 15/16	5 13/16	90.180
QD9/5V12.50	7874-9125	9	F	3 15/16	6 1/2	66.000
QD10/5V12.50	7875-0125	10	J	4 1/2	7 3/16	116.000
QD2/5V13.20	7874-2132	2	SF	2 15/16	1 11/16	27.640
QD3/5V13.20	7874-3132	3	E	3 1/2	2 3/8	40.070
QD4/5V13.20	7874-4132	4	E	3 1/2	3 1/16	39.660

HEAVY DUTY V-BELT METAL



# Super HC<sup>®</sup> Sheaves - QD<sup>®</sup>

## Product No. Series 7874 & 7875 (continued)

### 5V Section (continued)

Part No.	Product No.	Number of Grooves	Bushing	Bore Range Max. (in)	Face Width (in)	Weight (Lbs.)
QD5/5V13.20	7874-5132	5	E	3 1/2	3 3/4	44.730
QD6/5V13.20	7874-6132	6	F	3 15/16	4 7/16	61.440
QD7/5V13.20	7874-7132	7	F	3 15/16	5 1/8	63.000
QD8/5V13.20	7874-8132	8	F	3 15/16	5 13/16	92.000
QD9/5V13.20	7874-9132	9	F	3 15/16	6 1/2	72.000
QD10/5V13.20	7875-0132	10	J	4 1/2	7 3/16	125.000
QD2/5V14.00	7874-2140	2	SF	2 15/16	1 11/16	30.690
QD3/5V14.00	7874-3140	3	E	3 1/2	2 3/8	39.060
QD4/5V14.00	7874-4140	4	E	3 1/2	3 1/16	46.660
QD5/5V14.00	7874-5140	5	E	3 1/2	3 3/4	52.800
QD6/5V14.00	7874-6140	6	F	3 15/16	4 7/16	68.720
QD7/5V14.00	7874-7140	7	F	3 15/16	5 1/8	67.000
QD8/5V14.00	7874-8140	8	F	3 15/16	5 13/16	118.000
QD9/5V14.00	7874-9140	9	F	3 15/16	6 1/2	78.000
QD10/5V14.00	7875-0140	10	J	4 1/2	7 3/16	145.000
QD2/5V15.00	7874-2150	2	SF	2 15/16	1 11/16	34.570
QD3/5V15.00	7874-3150	3	E	3 1/2	2 3/8	41.550
QD4/5V15.00	7874-4150	4	E	3 1/2	3 1/16	51.350
QD5/5V15.00	7874-5150	5	E	3 1/2	3 3/4	53.790
QD6/5V15.00	7874-6150	6	F	3 15/16	4 7/16	75.740
QD7/5V15.00	7874-7150	7	F	3 15/16	5 1/8	66.000
QD8/5V15.00	7874-8150	8	F	3 15/16	5 13/16	86.560
QD9/5V15.00	7874-9150	9	J	4 1/2	6 1/2	91.000
QD10/5V15.00	7875-0150	10	J	4 1/2	7 3/16	180.000
QD2/5V16.00	7874-2160	2	SF	2 15/16	1 11/16	36.580
QD3/5V16.00	7874-3160	3	E	3 1/2	2 3/8	43.960
QD4/5V16.00	7874-4160	4	E	3 1/2	3 1/16	54.570
QD5/5V16.00	7874-5160	5	E	3 1/2	3 3/4	59.560
QD6/5V16.00	7874-6160	6	F	3 15/16	4 7/16	79.820
QD7/5V16.00	7874-7160	7	F	3 15/16	5 1/8	71.000
QD8/5V16.00	7874-8160	8	F	3 15/16	5 13/16	88.000
QD9/5V16.00	7874-9160	9	J	4 1/2	6 1/2	91.000
QD10/5V16.00	7875-0160	10	J	4 1/2	7 3/16	200.000
QD2/5V18.70	7874-2187	2	SF	2 15/16	1 11/16	53.900
QD3/5V18.70	7874-3187	3	E	3 1/2	2 3/8	64.510
QD4/5V18.70	7874-4187	4	E	3 1/2	3 1/16	70.720
QD5/5V18.70	7874-5187	5	F	3 15/16	3 3/4	85.000
QD6/5V18.70	7874-6187	6	F	3 15/16	4 7/16	152.000
QD7/5V18.70	7874-7187	7	F	3 15/16	5 1/8	88.000
QD8/5V18.70	7874-8187	8	J	4 1/2	5 13/16	128.000
QD9/5V18.70	7874-9187	9	J	4 1/2	6 1/2	110.000
QD10/5V18.70	7875-0187	10	J	4 1/2	7 3/16	200.000
QD2/5V21.20	7874-2212	2	SF	2 15/16	1 11/16	46.000
QD3/5V21.20	7874-3212	3	E	3 1/2	2 3/8	62.000
QD4/5V21.20	7874-4212	4	E	3 1/2	3 1/16	71.000
QD5/5V21.20	7874-5212	5	F	3 15/16	3 3/4	105.000
QD6/5V21.20	7874-6212	6	F	3 15/16	4 7/16	101.000
QD7/5V21.20	7874-7212	7	J	4 1/2	5 1/8	113.000
QD8/5V21.20	7874-8212	8	J	4 1/2	5 13/16	145.000
QD9/5V21.20	7874-9212	9	J	4 1/2	6 1/2	127.000
QD10/5V21.20	7875-0212	10	J	4 1/2	7 3/16	188.000
QD2/5V23.60	7874-2236	2	E	3 1/2	1 11/16	46.000
QD3/5V23.60	7874-3236	3	E	3 1/2	2 3/8	69.000
QD4/5V23.60	7874-4236	4	F	3 15/16	3 1/16	110.000
QD5/5V23.60	7874-5236	5	F	3 15/16	3 3/4	120.000
QD6/5V23.60	7874-6236	6	J	4 1/2	4 7/16	142.000
QD7/5V23.60	7874-7236	7	J	4 1/2	5 1/8	123.000
QD8/5V23.60	7874-8236	8	J	4 1/2	5 13/16	165.000
QD9/5V23.60	7874-9236	9	J	4 1/2	6 1/2	145.000
QD10/5V23.60	7875-0236	10	M	5 1/2	7 3/16	217.000

HEAVY DUTY V-BELT METAL



# Super HC<sup>®</sup> Sheaves - QD<sup>®</sup>

## Product No. Series 7874 & 7875 (continued) 5V Section (continued)

Part No.	Product No.	Number of Grooves	Bushing	Bore Range Max. (in)	Face Width (in)	Weight (Lbs.)
QD2/5V28.00	7874-2280	2	E	3 1/2	1 11/16	94.080
QD3/5V28.00	7874-3280	3	E	3 1/2	2 3/8	93.990
QD4/5V28.00	7874-4280	4	F	3 15/16	3 1/16	128.000
QD5/5V28.00	7874-5280	5	F	3 15/16	3 3/4	141.000
QD6/5V28.00	7874-6280	6	J	4 1/2	4 7/16	151.000
QD7/5V28.00	7874-7280	7	J	4 1/2	5 1/8	162.000
QD8/5V28.00	7874-8280	8	J	4 1/2	5 13/16	178.000
QD9/5V28.00	7874-9280	9	M	5 1/2	6 1/2	230.000
QD10/5V28.00	7875-0280	10	M	5 1/2	7 3/16	260.000
QD3/5V31.50	7874-3315	3	F	3 15/16	2 3/8	110.000
QD4/5V31.50	7874-4315	4	F	3 15/16	3 1/16	145.000
QD5/5V31.50	7874-5315	5	J	4 1/2	3 3/4	165.900
QD6/5V31.50	7874-6315	6	J	4 1/2	4 7/16	190.000
QD7/5V31.50	7874-7315	7	J	4 1/2	5 1/8	192.000
QD8/5V31.50	7874-8315	8	M	5 1/2	5 13/16	286.000
QD9/5V31.50	7874-9315	9	M	5 1/2	6 1/2	281.000
QD10/5V31.50	7875-0315	10	M	5 1/2	7 3/16	286.000
QD3/5V37.50	7874-3375	3	F	3 15/16	2 3/8	144.000
QD4/5V37.50	7874-4375	4	F	3 15/16	3 1/16	180.500
QD5/5V37.50	7874-5375	5	J	4 1/2	3 3/4	225.500
QD6/5V37.50	7874-6375	6	J	4 1/2	4 7/16	235.000
QD7/5V37.50	7874-7375	7	M	5 1/2	5 1/8	304.000
QD8/5V37.50	7874-8375	8	M	5 1/2	5 13/16	324.000
QD9/5V37.50	7874-9375	9	M	5 1/2	6 1/2	335.000
QD10/5V37.50	7875-0375	10	M	5 1/2	7 3/16	340.000
QD3/5V50.00	7874-3500	3	F	3 15/16	2 3/8	420.000
QD4/5V50.00	7874-4500	4	J	4 1/2	3 1/16	328.000
QD5/5V50.00	7874-5500	5	J	4 1/2	3 3/4	290.000
QD6/5V50.00	7874-6500	6	M	5 1/2	4 7/16	360.000
QD7/5V50.00	7874-7500	7	M	5 1/2	5 1/8	477.000
QD8/5V50.00	7874-8500	8	M	5 1/2	5 13/16	444.000
QD9/5V50.00	7874-9500	9	M	5 1/2	6 1/2	520.000
QD10/5V50.00	7875-0500	10	M	5 1/2	7 3/16	540.000

HEAVY DUTY V-BELT METAL

## Product No. Series 7876 & 7877 8V Section

Part No.	Product No.	Number of Grooves	Bushing	Bore Range Max. (in)	Face Width (in)	Weight (Lbs.)
QD4/8V12.50	7876-4125	4	F	3 15/16	4 7/8	74.650
QD5/8V12.50	7876-5125	5	F	3 15/16	6	70.000
QD6/8V12.50	7876-6125	6	F	3 15/16	7 1/8	91.430
QD8/8V12.50	7876-8125	8	J	4 1/2	9 3/8	110.000
QD10/8V12.50	7877-0125	10	J	4 1/2	11 5/8	133.000
QD12/8V12.50	7877-2125	12	M	5 1/2	13 7/8	153.000
QD4/8V13.20	7876-4132	4	F	3 15/16	4 7/8	88.000
QD5/8V13.20	7876-5132	5	F	3 15/16	6	82.960
QD6/8V13.20	7876-6132	6	F	3 15/16	7 1/8	91.000
QD8/8V13.20	7876-8132	8	J	4 1/2	9 3/8	128.000
QD10/8V13.20	7877-0132	10	J	4 1/2	11 5/8	151.000
<sup>6</sup> QD12/8V13.20	7877-2132	12	M	5 1/2	13 7/8	180.000
QD4/8V14.00	7876-4140	4	F	3 15/16	4 7/8	76.690
QD5/8V14.00	7876-5140	5	F	3 15/16	6	104.000
QD6/8V14.00	7876-6140	6	F	3 15/16	7 1/8	118.000
QD8/8V14.00	7876-8140	8	J	4 1/2	9 3/8	131.000
QD10/8V14.00	7877-0140	10	J	4 1/2	11 5/8	168.000
QD12/8V14.00	7877-2140	12	M	5 1/2	13 7/8	186.000
QD4/8V15.00	7876-4150	4	F	3 15/16	4 7/8	111.000

<sup>6</sup> Standard/Non-Stock item. Check with Customer Service for availability.



# Super HC<sup>®</sup> Sheaves - QD<sup>®</sup>

## Product No. Series 7876 & 7877 (continued) 8V Section (continued)

Part No.	Product No.	Number of Grooves	Bushing	Bore Range Max. (in)	Face Width (in)	Weight (Lbs.)
QD5/8V15.00	7876-5150	5	F	3 15/16	6	105.500
QD6/8V15.00	7876-6150	6	J	4 1/2	7 1/8	128.000
QD8/8V15.00	7876-8150	8	J	4 1/2	9 3/8	154.000
QD10/8V15.00	7877-0150	10	M	5 1/2	11 5/8	181.000
QD12/8V15.00	7877-2150	12	M	5 1/2	13 7/8	221.000
QD4/8V16.00	7876-4160	4	F	3 15/16	4 7/8	97.000
QD5/8V16.00	7876-5160	5	F	3 15/16	6	110.000
QD6/8V16.00	7876-6160	6	J	4 1/2	7 1/8	143.000
QD8/8V16.00	7876-8160	8	J	4 1/2	9 3/8	153.000
QD10/8V16.00	7877-0160	10	M	5 1/2	11 5/8	257.000
QD12/8V16.00	7877-2160	12	M	5 1/2	13 7/8	247.000
<sup>6</sup> QD4/8V17.00	7876-4170	4	F	3 15/16	4 7/8	150.000
QD5/8V17.00	7876-5170	5	J	4 1/2	6	150.000
QD6/8V17.00	7876-6170	6	J	4 1/2	7 1/8	138.000
QD8/8V17.00	7876-8170	8	M	5 1/2	9 3/8	186.000
QD10/8V17.00	7877-0170	10	M	5 1/2	11 5/8	261.000
QD12/8V17.00	7877-2170	12	M	5 1/2	13 7/8	267.000
QD4/8V18.00	7876-4180	4	F	3 15/16	4 7/8	150.000
QD5/8V18.00	7876-5180	5	J	4 1/2	6	150.000
QD6/8V18.00	7876-6180	6	J	4 1/2	7 1/8	135.000
QD8/8V18.00	7876-8180	8	M	5 1/2	9 3/8	218.000
QD10/8V18.00	7877-0180	10	M	5 1/2	11 5/8	295.000
QD12/8V18.00	7877-2180	12	M	5 1/2	13 7/8	274.000
QD4/8V19.00	7876-4190	4	F	3 15/16	4 7/8	100.000
QD5/8V19.00	7876-5190	5	J	4 1/2	6	146.000
QD6/8V19.00	7876-6190	6	J	4 1/2	7 1/8	163.000
QD8/8V19.00	7876-8190	8	M	5 1/2	9 3/8	190.000
QD10/8V19.00	7877-0190	10	M	5 1/2	11 5/8	249.000
<sup>6</sup> QD12/8V19.00	7877-2190	12	N	5 7/8	13 7/8	306.000
QD4/8V20.00	7876-4200	4	J	4 1/2	4 7/8	145.000
QD5/8V20.00	7876-5200	5	J	4 1/2	6	145.000
QD6/8V20.00	7876-6200	6	M	5 1/2	7 1/8	100.000
QD8/8V20.00	7876-8200	8	M	5 1/2	9 3/8	212.000
QD10/8V20.00	7877-0200	10	M	5 1/2	11 5/8	277.000
<sup>6</sup> QD12/8V20.00	7877-2200	12	N	5 7/8	13 7/8	338.000
<sup>6</sup> QD4/8V21.20	7876-4212	4	J	4 1/2	4 7/8	181.000
QD5/8V21.20	7876-5212	5	J	4 1/2	6	181.000
QD6/8V21.20	7876-6212	6	M	5 1/2	7 1/8	188.000
QD8/8V21.20	7876-8212	8	M	5 1/2	9 3/8	282.000
QD10/8V21.20	7877-0212	10	M	5 1/2	11 5/8	254.000
QD12/8V21.20	7877-2212	12	N	5 7/8	13 7/8	310.000
<sup>6</sup> QD4/8V22.40	7876-4224	4	J	4 1/2	4 7/8	199.000
QD5/8V22.40	7876-5224	5	M	4 1/2	6	199.000
QD6/8V22.40	7876-6224	6	M	5 1/2	7 1/8	221.000
QD8/8V22.40	7876-8224	8	M	5 1/2	9 3/8	258.000
<sup>6</sup> QD10/8V22.40	7877-0224	10	N	5 7/8	11 5/8	326.000
<sup>6</sup> QD12/8V22.40	7877-2224	12	N	5 7/8	13 7/8	361.000
QD4/8V24.80	7876-4248	4	M	5 1/2	4 7/8	220.000
<sup>6</sup> QD5/8V24.80	7876-5248	5	M	5 1/2	6	232.000
QD6/8V24.80	7876-6248	6	M	5 1/2	7 1/8	302.000
QD8/8V24.80	7876-8248	8	N	5 7/8	9 3/8	362.000
QD10/8V24.80	7877-0248	10	N	5 7/8	11 5/8	336.000
<sup>6</sup> QD12/8V24.80	7877-2248	12	N	5 7/8	13 7/8	313.000
<sup>6</sup> QD4/8V30.00	7876-4300	4	M	5 1/2	4 7/8	292.000
QD5/8V30.00	7876-5300	5	M	5 1/2	6	295.000
QD6/8V30.00	7876-6300	6	M	5 1/2	7 1/8	345.000
QD8/8V30.00	7876-8300	8	N	5 7/8	9 3/8	410.000
QD10/8V30.00	7877-0300	10	N	5 7/8	11 5/8	463.000
QD12/8V30.00	7877-2300	12	P	7	13 7/8	567.000
QD4/8V35.50	7876-4355	4	M	5 1/2	4 7/8	367.000

HEAVY DUTY V-BELT METAL

<sup>6</sup> Standard/Non-Stock item. Check with Customer Service for availability.



# Super HC<sup>®</sup> Sheaves - QD<sup>®</sup>

## Product No. Series 7876 & 7877 (continued) 8V Section (continued)

Part No.	Product No.	Number of Grooves	Bushing	Bore Range Max. (in)	Face Width (in)	Weight (Lbs.)
<sup>6</sup> QD5/8V35.50	7876-5355	5	M	5 1/2	6	399.000
QD6/8V35.50	7876-6355	6	N	5 7/8	7 1/8	444.000
QD8/8V35.50	7876-8355	8	N	5 7/8	9 3/8	508.000
<sup>6</sup> QD10/8V35.50	7877-0355	10	P	7	11 5/8	605.000
<sup>6</sup> QD12/8V35.50	7877-2355	12	P	7	13 7/8	693.000
<sup>6</sup> QD4/8V40.00	7876-4400	4	M	5 1/2	4 7/8	434.000
QD5/8V40.00	7876-5400	5	M	5 1/2	6	471.000
QD6/8V40.00	7876-6400	6	N	5 7/8	7 1/8	519.000
QD8/8V40.00	7876-8400	8	N	5 7/8	9 3/8	592.000
QD10/8V40.00	7877-0400	10	P	7	11 5/8	697.000
QD12/8V40.00	7877-2400	12	P	7	13 7/8	796.000
<sup>6</sup> QD4/8V44.50	7876-4445	4	M	5 1/2	4 7/8	369.000
<sup>6</sup> QD5/8V44.50	7876-5445	5	N	5 7/8	6	427.000
QD6/8V44.50	7876-6445	6	N	5 7/8	7 1/8	510.000
QD8/8V44.50	7876-8445	8	P	7	9 3/8	691.000
<sup>6</sup> QD10/8V44.50	7877-0445	10	P	7	11 5/8	754.000
<sup>6</sup> QD12/8V44.50	7877-2445	12	P	7	13 7/8	839.000
<sup>6</sup> QD4/8V53.00	7876-4530	4	M	5 1/2	4 7/8	818.000
<sup>6</sup> QD5/8V53.00	7876-5530	5	N	5 7/8	6	613.000
QD6/8V53.00	7876-6530	6	N	5 7/8	7 1/8	924.000
QD8/8V53.00	7876-8530	8	P	7	9 3/8	1,040.000
QD10/8V53.00	7877-0530	10	P	7	11 5/8	1,138.000
<sup>6</sup> QD12/8V53.00	7877-2530	12	W	8 1/2	13 7/8	1,343.000
QD6/8V63.00	7876-6630	6	P	7	7 1/8	860.000
<sup>6</sup> QD8/8V63.00	7876-8630	8	P	7	9 3/8	960.000
<sup>6</sup> QD10/8V63.00	7877-0630	10	W	8 1/2	11 5/8	1,143.000
<sup>6</sup> QD12/8V63.00	7877-2630	12	W	8 1/2	13 7/8	1,777.000
<sup>6</sup> QD6/8V71.00	7876-6710	6	P	7	7 1/8	1,558.000
<sup>6</sup> QD8/8V71.00	7876-8710	8	W	8 1/2	9 3/8	1,490.000
<sup>6</sup> QD10/8V71.00	7877-0710	10	W	8 1/2	11 5/8	1,881.000
<sup>6</sup> QD12/8V71.00	7877-2710	12	W	8 1/2	13 7/8	2,002.000

HEAVY DUTY V-BELT METAL

<sup>6</sup> Standard/Non-Stock item. Check with Customer Service for availability.



# Multi-Duty® Sheaves - QD®

**Notes**

Details shown which do not affect drive function or overall weight may be changed without notification.  
Sheaves and bushings must be ordered separately.

The multi-duty function applies to part numbers showing both the A and B dimensions.

**WARNING:** Do NOT use these sheaves with rim speeds in excess of 6,500 fpm.  
Do NOT use with "A" section PowerBand belts.

## Product No. Series 7831 Combination A or B Section

Part No.	Product No.	Number of Grooves	Outside Dia. (in)	Bushing	Bore Range Max. (in)	Face Width (in)	Weight (Lbs.)
QD1A3.0/B3.4	7831-1030	1	3.75	SH	1 5/8	7/8	2.300
QD2A3.0/B3.4	7831-2030	2	3.75	SH	1 5/8	1 3/4	3.390
QD3A3.0/B3.4	7831-3030	3	3.75	SH	1 5/8	2 1/2	4.380
QD4A3.0/B3.4	7831-4030	4	3.75	SD	1 15/16	3 1/4	4.730
QD5A3.0/B3.4	7831-5030	5	3.75	SD	1 15/16	4	5.250
<sup>6</sup> QD6A3.0/B3.4	7831-6030	6	3.75	SD	1 15/16	4 3/4	5.950
QD1A3.2/B3.6	7831-1032	1	3.95	SH	1 5/8	7/8	3.000
QD2A3.2/B3.6	7831-2032	2	3.95	SH	1 5/8	1 3/4	2.630
QD3A3.2/B3.6	7831-3032	3	3.95	SH	1 5/8	2 1/2	3.480
QD4A3.2/B3.6	7831-4032	4	3.95	SD	1 15/16	3 1/4	5.140
QD5A3.2/B3.6	7831-5032	5	3.95	SD	1 15/16	4	5.900
<sup>6</sup> QD6A3.2/B3.6	7831-6032	6	3.95	SD	1 15/16	4 3/4	6.760
QD1A3.4/B3.8	7831-1034	1	4.15	SH	1 5/8	7/8	1.620
QD2A3.4/B3.8	7831-2034	2	4.15	SH	1 5/8	1 3/4	2.950
QD3A3.4/B3.8	7831-3034	3	4.15	SH	1 5/8	2 1/2	4.010
QD4A3.4/B3.8	7831-4034	4	4.15	SD	1 15/16	3 1/4	6.320
QD5A3.4/B3.8	7831-5034	5	4.15	SD	1 15/16	4	6.410
<sup>6</sup> QD6A3.4/B3.8	7831-6034	6	4.15	SD	1 15/16	4 3/4	7.250
QD1A3.6/B4.0	7831-1036	1	4.35	SH	1 5/8	7/8	1.860
QD2A3.6/B4.0	7831-2036	2	4.35	SH	1 5/8	1 3/4	3.200
QD3A3.6/B4.0	7831-3036	3	4.35	SH	1 5/8	2 1/2	4.180
QD4A3.6/B4.0	7831-4036	4	4.35	SD	1 15/16	3 1/4	5.540
QD5A3.6/B4.0	7831-5036	5	4.35	SD	1 15/16	4	6.580
<sup>6</sup> QD6A3.6/B4.0	7831-6036	6	4.35	SD	1 15/16	4 3/4	6.940
QD1A3.8/B4.2	7831-1038	1	4.55	SH	1 5/8	7/8	2.130
QD2A3.8/B4.2	7831-2038	2	4.55	SH	1 5/8	1 3/4	3.570
QD3A3.8/B4.2	7831-3038	3	4.55	SH	1 5/8	2 1/2	4.760
QD4A3.8/B4.2	7831-4038	4	4.55	SD	1 15/16	3 1/4	6.330
QD5A3.8/B4.2	7831-5038	5	4.55	SD	1 15/16	4	7.530
QD6A3.8/B4.2	7831-6038	6	4.55	SD	1 15/16	4 3/4	8.710
QD1A4.0/B4.4	7831-1040	1	4.75	SH	1 5/8	7/8	2.420
QD2A4.0/B4.4	7831-2040	2	4.75	SH	1 5/8	1 3/4	3.880
QD3A4.0/B4.4	7831-3040	3	4.75	SH	1 5/8	2 1/2	5.010
QD4A4.0/B4.4	7831-4040	4	4.75	SD	1 15/16	3 1/4	6.740
QD5A4.0/B4.4	7831-5040	5	4.75	SD	1 15/16	4	6.620
QD6A4.0/B4.4	7831-6040	6	4.75	SD	1 15/16	4 3/4	9.130
QD1A4.2/B4.6	7831-1042	1	4.95	SDS	1 15/16	7/8	2.940
QD2A4.2/B4.6	7831-2042	2	4.95	SDS	1 15/16	1 3/4	4.000
QD3A4.2/B4.6	7831-3042	3	4.95	SD	1 15/16	2 1/2	5.890
QD4A4.2/B4.6	7831-4042	4	4.95	SD	1 15/16	3 1/4	7.130
QD5A4.2/B4.6	7831-5042	5	4.95	SD	1 15/16	4	8.300
QD6A4.2/B4.6	7831-6042	6	4.95	SD	1 15/16	4 3/4	9.510
QD1A4.4/B4.8	7831-1044	1	5.15	SDS	1 15/16	7/8	3.240
QD2A4.4/B4.8	7831-2044	2	5.15	SDS	1 15/16	1 3/4	4.310
QD3A4.4/B4.8	7831-3044	3	5.15	SD	1 15/16	2 1/2	6.320
QD4A4.4/B4.8	7831-4044	4	5.15	SD	1 15/16	3 1/4	7.610
QD5A4.4/B4.8	7831-5044	5	5.15	SD	1 15/16	4	8.920
<sup>6</sup> QD6A4.4/B4.8	7831-6044	6	5.15	SD	1 15/16	4 3/4	10.160
QD1A4.6/B5.0	7831-1046	1	5.35	SDS	1 15/16	7/8	3.620
QD2A4.6/B5.0	7831-2046	2	5.35	SDS	1 15/16	1 3/4	5.000
QD3A4.6/B5.0	7831-3046	3	5.35	SD	1 15/16	2 1/2	6.920
QD4A4.6/B5.0	7831-4046	4	5.35	SD	1 15/16	3 1/4	8.240
QD5A4.6/B5.0	7831-5046	5	5.35	SD	1 15/16	4	9.680

<sup>6</sup> Standard/Non-Stock item. Check with Customer Service for availability.

HEAVY DUTY V-BELT METAL



# Multi-Duty® Sheaves - QD®

## Product No. Series 7831 (continued) Combination A or B Section (continued)

Part No.	Product No.	Number of Grooves	Outside Dia. (in)	Bushing	Bore Range Max. (in)	Face Width (in)	Weight (Lbs.)
QD6A4.6/B5.0	7831-6046	6	5.35	SD	1 15/16	4 3/4	10.990
QD1A4.8/B5.2	7831-1048	1	5.55	SDS	1 15/16	7/8	4.000
QD2A4.8/B5.2	7831-2048	2	5.55	SDS	1 15/16	1 3/4	5.330
QD3A4.8/B5.2	7831-3048	3	5.55	SD	1 15/16	2 1/2	7.960
QD4A4.8/B5.2	7831-4048	4	5.55	SD	1 15/16	3 1/4	9.630
QD5A4.8/B5.2	7831-5048	5	5.55	SD	1 15/16	4	11.190
QD6A4.8/B5.2	7831-6048	6	5.55	SD	1 15/16	4 3/4	12.820
QD1A5.0/B5.4	7831-1050	1	5.75	SDS	1 15/16	7/8	4.470
QD2A5.0/B5.4	7831-2050	2	5.75	SDS	1 15/16	1 3/4	5.850
QD3A5.0/B5.4	7831-3050	3	5.75	SD	1 15/16	2 1/2	8.310
QD4A5.0/B5.4	7831-4050	4	5.75	SD	1 15/16	3 1/4	9.980
QD5A5.0/B5.4	7831-5050	5	5.75	SK	2 1/2	4	10.450
QD6A5.0/B5.4	7831-6050	6	5.75	SK	2 1/2	4 3/4	11.560
QD7A5.0/B5.4	7831-7050	7	5.75	SK	2 1/2	5 1/2	12.600
QD8B5.4	7832-8054	8	5.75	SK	2 1/2	6 1/4	13.300
QD10B5.4	7833-0054	10	5.75	SK	2 1/2	7 3/4	17.060
QD1A5.2/B5.6	7831-1052	1	5.95	SDS	1 15/16	7/8	4.590
QD2A5.2/B5.6	7831-2052	2	5.95	SDS	1 15/16	1 3/4	6.010
QD3A5.2/B5.6	7831-3052	3	5.95	SD	1 15/16	2 1/2	9.410
QD4A5.2/B5.6	7831-4052	4	5.95	SD	1 15/16	3 1/4	11.380
QD5A5.2/B5.6	7831-5052	5	5.95	SK	2 1/2	4	11.020
QD6A5.2/B5.6	7831-6052	6	5.95	SK	2 1/2	4 3/4	12.620
QD7A5.2/B5.6	7831-7052	7	5.95	SK	2 1/2	5 1/2	14.000
QD8B5.6	7832-8056	8	5.95	SK	2 1/2	6 1/4	16.820
<sup>6</sup> QD10B5.6	7833-0056	10	5.95	SK	2 1/2	7 3/4	18.870
QD1A5.4/B5.8	7831-1054	1	6.15	SDS	1 15/16	7/8	4.800
QD2A5.4/B5.8	7831-2054	2	6.15	SDS	1 15/16	1 3/4	6.570
QD3A5.4/B5.8	7831-3054	3	6.15	SD	1 15/16	2 1/2	9.650
QD4A5.4/B5.8	7831-4054	4	6.15	SD	1 15/16	3 1/4	11.360
QD5A5.4/B5.8	7831-5054	5	6.15	SK	2 1/2	4	12.450
QD6A5.4/B5.8	7831-6054	6	6.15	SK	2 1/2	4 3/4	14.160
QD7A5.4/B5.8	7831-7054	7	6.15	SK	2 1/2	5 1/2	15.100
QD8B5.8	7832-8058	8	6.15	SK	2 1/2	6 1/4	16.600
QD10B5.8	7833-0058	10	6.15	SK	2 1/2	7 3/4	19.800
QD1A5.6/B6.0	7831-1056	1	6.35	SDS	1 15/16	7/8	5.230
QD2A5.6/B6.0	7831-2056	2	6.35	SDS	1 15/16	1 3/4	7.120
QD3A5.6/B6.0	7831-3056	3	6.35	SD	1 15/16	2 1/2	10.780
QD4A5.6/B6.0	7831-4056	4	6.35	SD	1 15/16	3 1/4	12.800
QD5A5.6/B6.0	7831-5056	5	6.35	SK	2 1/2	4	12.780
QD6A5.6/B6.0	7831-6056	6	6.35	SK	2 1/2	4 3/4	15.120
QD7A5.6/B6.0	7831-7056	7	6.35	SF	2 15/16	5 1/2	15.200
QD8B6.0	7832-8060	8	6.35	SF	2 15/16	6 1/4	15.980
<sup>6</sup> QD10B6.0	7833-0060	10	6.35	SF	2 15/16	7 3/4	16.790
QD1A5.8/B6.2	7831-1058	1	6.55	SDS	1 15/16	7/8	5.700
QD2A5.8/B6.2	7831-2058	2	6.55	SDS	1 15/16	1 3/4	7.950
QD3A5.8/B6.2	7831-3058	3	6.55	SD	1 15/16	2 1/2	12.020
QD4A5.8/B6.2	7831-4058	4	6.55	SD	1 15/16	3 1/4	14.030
QD5A5.8/B6.2	7831-5058	5	6.55	SK	2 1/2	4	14.100
QD6A5.8/B6.2	7831-6058	6	6.55	SK	2 1/2	4 3/4	16.050
QD7A5.8/B6.2	7831-7058	7	6.55	SF	2 15/16	5 1/2	16.700
QD8B6.2	7832-8062	8	6.55	SF	2 15/16	6 1/4	18.400
QD10B6.2	7833-0062	10	6.55	SF	2 15/16	7 3/4	22.000
QD1A6.0/B6.4	7831-1060	1	6.75	SDS	1 15/16	7/8	5.940
QD2A6.0/B6.4	7831-2060	2	6.75	SDS	1 15/16	1 3/4	7.920
QD3A6.0/B6.4	7831-3060	3	6.75	SD	1 15/16	2 1/2	11.730
QD4A6.0/B6.4	7831-4060	4	6.75	SD	1 15/16	3 1/4	13.650
QD5A6.0/B6.4	7831-5060	5	6.75	SK	2 1/2	4	16.760
QD6A6.0/B6.4	7831-6060	6	6.75	SK	2 1/2	4 3/4	15.700
QD7A6.0/B6.4	7831-7060	7	6.75	SF	2 15/16	5 1/2	17.200
QD8B6.4	7832-8064	8	6.75	SF	2 15/16	6 1/4	19.660

<sup>6</sup> Standard/Non-Stock item. Check with Customer Service for availability.

HEAVY DUTY V-BELT METAL

**Multi-Duty® Sheaves - QD®****Product No. Series 7831 (continued)****Combination A or B Section (continued)**

Part No.	Product No.	Number of Grooves	Outside Dia. (in)	Bushing	Bore Range Max. (in)	Face Width (in)	Weight (Lbs.)
<sup>6</sup> QD10B6.4	7833-0064	10	6.75	SF	2 15/16	7 3/4	25.160
QD1A6.2/B6.6	7831-1062	1	6.95	SDS	1 15/16	7/8	6.440
QD2A6.2/B6.6	7831-2062	2	6.95	SDS	1 15/16	1 3/4	9.000
QD3A6.2/B6.6	7831-3062	3	6.95	SD	1 15/16	2 1/2	13.500
QD4A6.2/B6.6	7831-4062	4	6.95	SD	1 15/16	3 1/4	15.280
QD5A6.2/B6.6	7831-5062	5	6.95	SK	2 1/2	4	16.040
QD6A6.2/B6.6	7831-6062	6	6.95	SK	2 1/2	4 3/4	20.880
QD7A6.2/B6.6	7831-7062	7	6.95	SF	2 15/16	5 1/2	18.300
QD8B6.6	7832-8066	8	6.95	SF	2 15/16	6 1/4	20.000
QD10B6.6	7833-0066	10	6.95	SF	2 15/16	7 3/4	24.000
QD1A6.4/B6.8	7831-1064	1	7.15	SDS	1 15/16	7/8	7.000
QD2A6.4/B6.8	7831-2064	2	7.15	SDS	1 15/16	1 3/4	9.710
QD3A6.4/B6.8	7831-3064	3	7.15	SD	1 15/16	2 1/2	14.330
QD4A6.4/B6.8	7831-4064	4	7.15	SD	1 15/16	3 1/4	16.950
QD5A6.4/B6.8	7831-5064	5	7.15	SK	2 1/2	4	18.180
QD6A6.4/B6.8	7831-6064	6	7.15	SK	2 1/2	4 3/4	23.280
QD7A6.4/B6.8	7831-7064	7	7.15	SF	2 15/16	5 1/2	19.500
<sup>6</sup> QD8B6.8	7832-8068	8	7.15	SF	2 15/16	6 1/4	24.330
<sup>6</sup> QD10B6.8	7833-0068	10	7.15	SF	2 15/16	7 3/4	24.400
QD1A6.6/B7.0	7831-1066	1	7.35	SDS	1 15/16	7/8	7.000
QD2A6.6/B7.0	7831-2066	2	7.35	SK	2 1/2	1 3/4	11.210
QD3A6.6/B7.0	7831-3066	3	7.35	SK	2 1/2	2 1/2	13.020
QD4A6.6/B7.0	7831-4066	4	7.35	SK	2 1/2	3 1/4	16.330
QD5A6.6/B7.0	7831-5066	5	7.35	SF	2 15/16	4	16.840
QD6A6.6/B7.0	7831-6066	6	7.35	SF	2 15/16	4 3/4	18.750
QD7A6.6/B7.0	7831-7066	7	7.35	SF	2 15/16	5 1/2	21.000
QD8B7.0	7832-8070	8	7.35	SF	2 15/16	6 1/4	23.000
QD10B7.0	7833-0070	10	7.35	SF	2 15/16	7 3/4	27.000
QD1A7.0/B7.4	7831-1070	1	7.75	SDS	1 15/16	1	8.290
QD2A7.0/B7.4	7831-2070	2	7.75	SK	2 1/2	1 3/4	13.120
QD3A7.0/B7.4	7831-3070	3	7.75	SK	2 1/2	2 1/2	15.170
QD4A7.0/B7.4	7831-4070	4	7.75	SK	2 1/2	3 1/4	18.210
QD5A7.0/B7.4	7831-5070	5	7.75	SF	2 15/16	4	21.390
QD6A7.0/B7.4	7831-6070	6	7.75	SF	2 15/16	4 3/4	20.890
QD7A7.0/B7.4	7831-7070	7	7.75	SF	2 15/16	5 1/2	23.000
QD8B7.4	7832-8074	8	7.75	SF	2 15/16	6 1/4	34.140
<sup>6</sup> QD10B7.4	7833-0074	10	7.75	SF	2 15/16	7 3/4	30.000
QD1A7.6/B8.0	7831-1076	1	8.35	SDS	1 15/16	1	9.770
QD2A7.6/B8.0	7831-2076	2	8.35	SK	2 1/2	1 3/4	12.530
QD3A7.6/B8.0	7831-3076	3	8.35	SK	2 1/2	2 1/2	17.460
QD4A7.6/B8.0	7831-4076	4	8.35	SK	2 1/2	3 1/4	20.830
QD5A7.6/B8.0	7831-5076	5	8.35	SF	2 15/16	4	22.140
QD6A7.6/B8.0	7831-6076	6	8.35	SF	2 15/16	4 3/4	23.940
QD1A8.2/B8.6	7831-1082	1	8.95	SDS	1 15/16	1	10.830
QD2A8.2/B8.6	7831-2082	2	8.95	SK	2 1/2	1 3/4	15.650
QD3A8.2/B8.6	7831-3082	3	8.95	SK	2 1/2	2 1/2	22.120
QD4A8.2/B8.6	7831-4082	4	8.95	SK	2 1/2	3 1/4	25.650
QD5A8.2/B8.6	7831-5082	5	8.95	SF	2 15/16	4	24.950
QD6A8.2/B8.6	7831-6082	6	8.95	SF	2 15/16	4 3/4	27.460
QD7A8.2/B8.6	7831-7082	7	8.95	E	3 1/2	5 1/2	31.000
QD8B8.6	7832-8086	8	8.95	E	3 1/2	6 1/4	33.570
<sup>6</sup> QD10B8.6	7833-0086	10	8.95	E	3 1/2	7 3/4	55.520
QD1A9.0/B9.4	7831-1090	1	9.75	SDS	1 15/16	1	12.800
QD2A9.0/B9.4	7831-2090	2	9.75	SK	2 1/2	1 3/4	16.350
QD3A9.0/B9.4	7831-3090	3	9.75	SK	2 1/2	2 1/2	19.580
QD4A9.0/B9.4	7831-4090	4	9.75	SK	2 1/2	3 1/4	24.660
QD5A9.0/B9.4	7831-5090	5	9.75	SF	2 15/16	4	29.530
QD6A9.0/B9.4	7831-6090	6	9.75	SF	2 15/16	4 3/4	34.130
QD7A9.0/B9.4	7831-7090	7	9.75	E	3 1/2	5 1/2	33.000
QD8B9.4	7832-8094	8	9.75	E	3 1/2	6 1/4	51.000

<sup>6</sup> Standard/Non-Stock item. Check with Customer Service for availability.

HEAVY DUTY V-BELT METAL

# Multi-Duty® Sheaves - QD®

## Product No. Series 7831 (continued) Combination A or B Section (continued)

Part No.	Product No.	Number of Grooves	Outside Dia. (in)	Bushing	Bore Range Max. (in)	Face Width (in)	Weight (Lbs.)
<sup>6</sup> QD10B9.4	7833-0094	10	9.75	E	3 1/2	7 3/4	60.700
QD1A10.6/B11.0	7831-1106	1	11.35	SDS	1 15/16	1	12.760
QD2A10.6/B11.0	7831-2106	2	11.35	SK	2 1/2	1 3/4	19.790
QD3A10.6/B11.0	7831-3106	3	11.35	SK	2 1/2	2 1/2	19.800
QD4A10.6/B11.0	7831-4106	4	11.35	SK	2 1/2	3 1/4	24.750
QD5A10.6/B11.0	7831-5106	5	11.35	SF	2 15/16	4	34.150
QD6A10.6/B11.0	7831-6106	6	11.35	SF	2 15/16	4 3/4	36.000
QD7A10.6/B11.0	7831-7106	7	11.35	E	3 1/2	5 1/2	42.000
<sup>6</sup> QD8B11.0	7832-8110	8	11.35	E	3 1/2	6 1/4	60.300
<sup>6</sup> QD10B11.0	7833-0110	10	11.35	E	3 1/2	7 3/4	69.480
QD1A12.0/B12.4	7831-1120	1	12.75	SDS	1 15/16	1	13.790
QD2A12.0/B12.4	7831-2120	2	12.75	SK	2 1/2	1 3/4	19.520
QD3A12.0/B12.4	7831-3120	3	12.75	SK	2 1/2	2 1/2	23.340
QD4A12.0/B12.4	7831-4120	4	12.75	SK	2 1/2	3 1/4	28.480
QD5A12.0/B12.4	7831-5120	5	12.75	SF	2 15/16	4	36.320
QD6A12.0/B12.4	7831-6120	6	12.75	SF	2 15/16	4 3/4	43.740
QD7A12.0/B12.4	7831-7120	7	12.75	E	3 1/2	5 1/2	48.000
QD8B12.4	7832-8124	8	12.75	E	3 1/2	6 1/4	54.380
<sup>6</sup> QD10B12.4	7833-0124	10	12.75	F	3 15/16	7 3/4	113.200
QD1A13.2/B13.6	7831-1132	1	13.95	SDS	1 15/16	1	17.150
QD2A13.2/B13.6	7831-2132	2	13.95	SK	2 1/2	1 3/4	25.560
QD3A13.2/B13.6	7831-3132	3	13.95	SK	2 1/2	2 1/2	29.310
QD4A13.2/B13.6	7831-4132	4	13.95	SK	2 1/2	3 1/4	34.470
QD5A13.2/B13.6	7831-5132	5	13.95	SF	2 15/16	4	47.920
QD6A13.2/B13.6	7831-6132	6	13.95	SF	2 15/16	4 3/4	52.460
QD7A13.2/B13.6	7831-7132	7	13.95	E	3 1/2	5 1/2	49.000
QD8B13.6	7832-8136	8	13.95	E	3 1/2	6 1/4	53.000
QD10B13.6	7833-0136	10	13.95	F	3 15/16	7 3/4	73.000
QD1A15.0/B15.4	7831-1150	1	15.75	SK	2 1/2	1	20.930
QD2A15.0/B15.4	7831-2150	2	15.75	SK	2 1/2	1 3/4	25.320
QD3A15.0/B15.4	7831-3150	3	15.75	SK	2 1/2	2 1/2	41.500
QD4A15.0/B15.4	7831-4150	4	15.75	SF	2 15/16	3 1/4	45.740
QD5A15.0/B15.4	7831-5150	5	15.75	SF	2 15/16	4	49.000
QD6A15.0/B15.4	7831-6150	6	15.75	SF	2 15/16	4 3/4	66.410
QD7A15.0/B15.4	7831-7150	7	15.75	E	3 1/2	5 1/2	62.000
<sup>6</sup> QD8B15.4	7832-8154	8	15.75	E	3 1/2	6 1/4	82.260
<sup>6</sup> QD10B15.4	7833-0154	10	15.75	F	3 15/16	7 3/4	98.500
QD1A15.6/B16.0	7831-1156	1	16.35	SK	2 1/2	1	24.870
QD2A15.6/B16.0	7831-2156	2	16.35	SK	2 1/2	1 3/4	32.830
QD3A15.6/B16.0	7831-3156	3	16.35	SK	2 1/2	2 1/2	50.720
QD4A15.6/B16.0	7831-4156	4	16.35	SF	2 15/16	3 1/4	56.030
QD5A15.6/B16.0	7831-5156	5	16.35	SF	2 15/16	4	75.000
QD6A15.6/B16.0	7831-6156	6	16.35	SF	2 15/16	4 3/4	81.850
QD7A15.6/B16.0	7831-7156	7	16.35	E	3 1/2	5 1/2	69.000
QD8B16.0	7832-8160	8	16.35	E	3 1/2	6 1/4	73.000
QD10B16.0	7833-0160	10	16.35	F	3 15/16	7 3/4	95.000
QD1A18.0/B18.4	7831-1180	1	18.75	SK	2 1/2	1	50.180
QD2A18.0/B18.4	7831-2180	2	18.75	SK	2 1/2	1 3/4	39.800
QD3A18.0/B18.4	7831-3180	3	18.75	SK	2 1/2	2 1/2	45.850
QD4A18.0/B18.4	7831-4180	4	18.75	SF	2 15/16	3 1/4	63.310
QD5A18.0/B18.4	7831-5180	5	18.75	SF	2 15/16	4	70.360
QD6A18.0/B18.4	7831-6180	6	18.75	SF	2 15/16	4 3/4	73.000
QD7A18.0/B18.4	7831-7180	7	18.75	F	3 15/16	5 1/2	80.000
<sup>6</sup> QD8B18.4	7832-8184	8	18.75	F	3 15/16	6 1/4	87.700
<sup>6</sup> QD10B18.4	7833-0184	10	18.75	F	3 15/16	7 3/4	116.000
QD1A19.6/B20.0	7832-1200	1	20.35	SK	2 1/2	1	30.310
QD2A19.6/B20.0	7832-2200	2	20.35	SF	2 15/16	1 3/4	41.340
QD3A19.6/B20.0	7832-3200	3	20.35	SF	2 15/16	2 1/2	43.200
QD4A19.6/B20.0	7832-4200	4	20.35	SF	2 15/16	3 3/4	58.000
QD5A19.6/B20.0	7832-5200	5	20.35	E	3 1/2	4	74.000

<sup>6</sup> Standard/Non-Stock item. Check with Customer Service for availability.



# Multi-Duty® Sheaves - QD®

## Product No. Series 7831 (continued) Combination A or B Section (continued)

Part No.	Product No.	Number of Grooves	Outside Dia. (in)	Bushing	Bore Range Max. (in)	Face Width (in)	Weight (Lbs.)
QD6A19.6/B20.0	7832-6200	6	20.35	E	3 1/2	4 3/4	82.000
QD7A19.6/B20.0	7832-7200	7	20.35	F	3 15/16	5 1/2	95.000
QD8B20.0	7832-8200	8	20.35	F	3 15/16	6 1/4	87.000
<sup>6</sup> QD10B20.0	7833-0200	10	20.35	F	3 15/16	7 3/4	110.000
QD1A24.6/B25.0	7832-1250	1	25.35	SF	2 15/16	1	40.000
QD2A24.6/B25.0	7832-2250	2	25.35	SF	2 15/16	1 3/4	58.000
QD3A24.6/B25.0	7832-3250	3	25.35	SF	2 15/16	2 1/2	73.000
QD4A24.6/B25.0	7832-4250	4	25.35	E	3 1/2	3 1/4	77.000
QD5A24.6/B25.0	7832-5250	5	25.35	E	3 1/2	4	97.330
QD6A24.6/B25.0	7832-6250	6	25.35	E	3 1/2	4 3/4	116.000
QD7A24.6/B25.0	7832-7250	7	25.35	F	3 15/16	5 1/2	123.000
QD8B25.0	7832-8250	8	25.35	F	3 15/16	6 1/4	118.000
QD10B25.0	7833-0250	10	25.00	F	4	7 3/4	142.000
QD1A29.6/B30.0	7832-1300	1	30.35	SF	2 15/16	1	52.000
QD2A29.6/B30.0	7832-2300	2	30.35	SF	2 15/16	1 3/4	72.000
QD3A29.6/B30.0	7832-3300	3	30.35	SF	2 15/16	2 1/2	83.000
QD4A29.6/B30.0	7832-4300	4	30.35	E	3 1/2	3 1/4	110.000
QD5A29.6/B30.0	7832-5300	5	30.35	E	3 1/2	4	105.000
QD6A29.6/B30.0	7832-6300	6	30.35	E	3 1/2	4 3/4	132.000
QD7A29.6/B30.0	7832-7300	7	30.35	F	3 15/16	5 1/2	160.000
<sup>6</sup> QD8B30.0	7832-8300	8	30.35	F	3 15/16	6 1/4	149.000
<sup>6</sup> QD10B30.0	7833-0300	10	30.35	F	3 15/16	7 3/4	165.000
QD2A37.6/B38.0	7832-2380	2	38.35	SF	2 15/16	1 3/4	165.000
QD3A37.6/B38.0	7832-3380	3	38.35	E	3 1/2	2 1/2	103.000
QD4A37.6/B38.0	7832-4380	4	38.35	E	3 1/2	3 1/4	120.000
QD5A37.6/B38.0	7832-5380	5	38.35	E	3 1/2	4	145.000
QD6A37.6/B38.0	7832-6380	6	38.35	E	3 1/2	4 3/4	175.000
QD7A37.6/B38.0	7832-7380	7	38.35	F	3 15/16	5 1/2	233.000
<sup>6</sup> QD8B38.0	7832-8380	8	38.35	F	3 15/16	6 1/4	205.000
<sup>6</sup> QD10B38.0	7833-0380	10	38.35	J	4 1/2	7 3/4	230.000

HEAVY DUTY V-BELT METAL

## Product No. Series 7834 & 7835 C Section

Part No.	Product No.	Number of Grooves	Outside Dia. (in)	Bushing	Bore Range Max. (in)	Face Width (in)	Weight (Lbs.)
QD3C5.0	7834-3050	3	5.40	SD	1 15/16	3 3/8	8.550
QD4C5.0	7834-4050	4	5.40	SD	1 15/16	4 3/8	10.420
QD2C5.6	7834-2056	2	6.00	SD	1 15/16	2 3/8	8.500
QD3C5.6	7834-3056	3	6.00	SD	1 15/16	3 3/8	11.500
QD4C5.6	7834-4056	4	6.00	SD	1 15/16	4 3/8	13.300
QD3C6.0	7834-3060	3	6.40	SF	2 15/16	3 3/8	11.500
QD4C6.0	7834-4060	4	6.40	SF	2 15/16	4 3/8	13.900
QD5C6.0	7834-5060	5	6.40	SF	2 15/16	5 3/8	16.300
QD6C6.0	7834-6060	6	6.40	SF	2 15/16	6 3/8	18.600
QD1C7.0	7834-1070	1	7.40	SF	2 15/16	1 3/8	9.500
QD2C7.0	7834-2070	2	7.40	SF	2 15/16	2 3/8	12.400
QD3C7.0	7834-3070	3	7.40	SF	2 15/16	3 3/8	14.970
QD4C7.0	7834-4070	4	7.40	SF	2 15/16	4 3/8	17.840
QD5C7.0	7834-5070	5	7.40	SF	2 15/16	5 3/8	22.670
QD6C7.0	7834-6070	6	7.40	SF	2 15/16	6 3/8	24.100
QD7C7.0	7834-7070	7	7.40	SF	2 15/16	7 3/8	26.000
<sup>6</sup> QD8C7.0	7834-8070	8	7.40	SF	2 15/16	8 3/8	29.810
QD1C7.5	7834-1075	1	7.90	SF	2 15/16	1 3/8	11.380
QD2C7.5	7834-2075	2	7.90	SF	2 15/16	2 3/8	14.860
QD3C7.5	7834-3075	3	7.90	SF	2 15/16	3 3/8	17.280
QD4C7.5	7834-4075	4	7.90	SF	2 15/16	4 3/8	21.090
QD5C7.5	7834-5075	5	7.90	SF	2 15/16	5 3/8	29.940

<sup>6</sup> Standard/Non-Stock item. Check with Customer Service for availability.



# Multi-Duty® Sheaves - QD®

## Product No. Series 7834 & 7835 (continued)

### C Section (continued)

Part No.	Product No.	Number of Grooves	Outside Dia. (in)	Bushing	Bore Range Max. (in)	Face Width (in)	Weight (Lbs.)
QD6C7.5	7834-6075	6	7.90	SF	2 15/16	6 3/8	33.610
QD1C8.0	7834-1080	1	8.40	SF	2 15/16	1 3/8	13.230
QD2C8.0	7834-2080	2	8.40	SF	2 15/16	2 3/8	16.620
QD3C8.0	7834-3080	3	8.40	E	3 1/2	3 3/8	20.350
QD4C8.0	7834-4080	4	8.40	E	3 1/2	4 3/8	24.120
QD5C8.0	7834-5080	5	8.40	E	3 1/2	5 3/8	27.260
QD6C8.0	7834-6080	6	8.40	E	3 1/2	6 3/8	32.320
QD7C8.0	7834-7080	7	8.40	E	3 1/2	7 3/8	35.000
QD8C8.0	7834-8080	8	8.40	E	3 1/2	8 3/8	37.520
QD9C8.0	7834-9080	9	8.40	E	3 1/2	9 3/8	42.000
QD10C8.0	7835-0080	10	8.40	E	3 1/2	10 3/8	44.700
QD1C8.5	7834-1085	1	8.90	SF	2 15/16	1 3/8	15.380
QD2C8.5	7834-2085	2	8.90	SF	2 15/16	2 3/8	18.970
QD3C8.5	7834-3085	3	8.90	E	3 1/2	3 3/8	23.410
QD4C8.5	7834-4085	4	8.90	E	3 1/2	4 3/8	26.770
QD5C8.5	7834-5085	5	8.90	E	3 1/2	5 3/8	37.000
QD6C8.5	7834-6085	6	8.90	E	3 1/2	6 3/8	42.470
QD7C8.5	7834-7085	7	8.90	E	3 1/2	7 3/8	40.000
<sup>6</sup> QD8C8.5	7834-8085	8	8.90	E	3 1/2	8 3/8	46.380
QD9C8.5	7834-9085	9	8.90	E	3 1/2	9 3/8	47.000
<sup>6</sup> QD10C8.5	7835-0085	10	8.90	E	3 1/2	10 3/8	50.580
QD1C9.0	7834-1090	1	9.40	SF	2 15/16	1 3/8	17.770
QD2C9.0	7834-2090	2	9.40	SF	2 15/16	2 3/8	22.200
QD3C9.0	7834-3090	3	9.40	E	3 1/2	3 3/8	26.550
QD4C9.0	7834-4090	4	9.40	E	3 1/2	4 3/8	30.630
QD5C9.0	7834-5090	5	9.40	E	3 1/2	5 3/8	35.000
QD6C9.0	7834-6090	6	9.40	F	3 15/16	6 3/8	42.310
QD7C9.0	7834-7090	7	9.40	F	3 15/16	7 3/8	48.000
QD8C9.0	7834-8090	8	9.40	F	3 15/16	8 3/8	50.070
QD9C9.0	7834-9090	9	9.40	J	4 1/2	9 3/8	51.000
<sup>6</sup> QD10C9.0	7835-0090	10	9.40	J	4 1/2	10 3/8	101.000
<sup>6</sup> QD12C9.0	7835-2090	12	9.40	J	4 1/2	12 3/8	75.000
<sup>6</sup> QD1C9.5	7834-1095	1	9.90	SF	2 15/16	1 3/8	19.840
QD2C9.5	7834-2095	2	9.90	SF	2 15/16	2 3/8	23.990
QD3C9.5	7834-3095	3	9.90	E	3 1/2	3 3/8	30.050
QD4C9.5	7834-4095	4	9.90	E	3 1/2	4 3/8	34.300
QD5C9.5	7834-5095	5	9.90	E	3 1/2	5 3/8	44.180
QD6C9.5	7834-6095	6	9.90	F	3 15/16	6 3/8	53.680
QD7C9.5	7834-7095	7	9.90	F	3 15/16	7 3/8	55.000
QD8C9.5	7834-8095	8	9.90	F	3 15/16	8 3/8	56.130
QD9C9.5	7834-9095	9	9.90	J	4 1/2	9 3/8	66.000
<sup>6</sup> QD10C9.5	7835-0095	10	9.90	J	4 1/2	10 3/8	101.000
<sup>6</sup> QD12C9.5	7835-2095	12	9.90	J	4 1/2	12 3/8	86.000
QD1C10.0	7834-1100	1	10.40	SF	2 15/16	1 3/8	17.580
QD2C10.0	7834-2100	2	10.40	SF	2 15/16	2 3/8	21.700
QD3C10.0	7834-3100	3	10.40	E	3 1/2	3 3/8	33.700
QD4C10.0	7834-4100	4	10.40	E	3 1/2	4 3/8	38.090
QD5C10.0	7834-5100	5	10.40	E	3 1/2	5 3/8	42.670
QD6C10.0	7834-6100	6	10.40	F	3 15/16	6 3/8	54.190
QD7C10.0	7834-7100	7	10.40	F	3 15/16	7 3/8	60.000
QD8C10.0	7834-8100	8	10.40	F	3 15/16	8 3/8	72.710
QD9C10.0	7834-9100	9	10.40	J	4 1/2	9 3/8	72.000
<sup>6</sup> QD10C10.0	7835-0100	10	10.40	J	4 1/2	10 3/8	70.620
<sup>6</sup> QD12C10.0	7835-2100	12	10.40	J	4 1/2	12 3/8	86.000
<sup>6</sup> QD1C10.5	7834-1105	1	10.90	SF	2 15/16	1 3/8	18.450
QD2C10.5	7834-2105	2	10.90	SF	2 15/16	2 3/8	23.200
QD3C10.5	7834-3105	3	10.90	E	3 1/2	3 3/8	37.990
QD4C10.5	7834-4105	4	10.90	E	3 1/2	4 3/8	42.980
QD5C10.5	7834-5105	5	10.90	E	3 1/2	5 3/8	42.000
QD6C10.5	7834-6105	6	10.90	F	3 15/16	6 3/8	66.750

<sup>6</sup> Standard/Non-Stock item. Check with Customer Service for availability.

HEAVY DUTY V-BELT METAL



# Multi-Duty® Sheaves - QD®

## Product No. Series 7834 & 7835 (continued)

### C Section (continued)

Part No.	Product No.	Number of Grooves	Outside Dia. (in)	Bushing	Bore Range Max. (in)	Face Width (in)	Weight (Lbs.)
QD7C10.5	7834-7105	7	10.90	F	3 15/16	7 3/8	66.000
QD8C10.5	7834-8105	8	10.90	F	3 15/16	8 3/8	90.000
QD9C10.5	7834-9105	9	10.90	J	4 1/2	9 3/8	80.000
<sup>6</sup> QD10C10.5	7835-0105	10	10.90	J	4 1/2	10 3/8	101.000
<sup>6</sup> QD12C10.5	7835-2105	12	10.90	J	4 1/2	12 3/8	96.000
<sup>6</sup> QD1C11.0	7834-1110	1	11.40	SF	2 15/16	1 3/8	22.220
QD2C11.0	7834-2110	2	11.40	SF	2 15/16	2 3/8	24.570
QD3C11.0	7834-3110	3	11.40	E	3 1/2	3 3/8	31.370
QD4C11.0	7834-4110	4	11.40	E	3 1/2	4 3/8	46.440
QD5C11.0	7834-5110	5	11.40	E	3 1/2	5 3/8	51.830
QD6C11.0	7834-6110	6	11.40	F	3 15/16	6 3/8	65.650
QD7C11.0	7834-7110	7	11.40	F	3 15/16	7 3/8	73.000
QD8C11.0	7834-8110	8	11.40	F	3 15/16	8 3/8	75.990
QD9C11.0	7834-9110	9	11.40	J	4 1/2	9 3/8	88.000
QD10C11.0	7835-0110	10	11.40	J	4 1/2	10 3/8	86.000
<sup>6</sup> QD12C11.0	7835-2110	12	11.40	J	4 1/2	12 3/8	104.000
QD1C12.0	7834-1120	1	12.40	SF	2 15/16	1 3/8	22.010
QD2C12.0	7834-2120	2	12.40	SF	2 15/16	2 3/8	27.010
QD3C12.0	7834-3120	3	12.40	E	3 1/2	3 3/8	41.060
QD4C12.0	7834-4120	4	12.40	E	3 1/2	4 3/8	48.450
QD5C12.0	7834-5120	5	12.40	E	3 1/2	5 3/8	75.780
QD6C12.0	7834-6120	6	12.40	F	3 15/16	6 3/8	95.700
QD7C12.0	7834-7120	7	12.40	F	3 15/16	7 3/8	70.000
QD8C12.0	7834-8120	8	12.40	F	3 15/16	8 3/8	34.520
QD9C12.0	7834-9120	9	12.40	J	4 1/2	9 3/8	102.000
QD10C12.0	7835-0120	10	12.40	J	4 1/2	10 3/8	151.000
<sup>6</sup> QD12C12.0	7835-2120	12	12.40	J	4 1/2	12 3/8	126.000
<sup>6</sup> QD1C13.0	7834-1130	1	13.40	SF	2 15/16	1 3/8	24.560
QD2C13.0	7834-2130	2	13.40	SF	2 15/16	2 3/8	30.390
QD3C13.0	7834-3130	3	13.40	E	3 1/2	3 3/8	41.450
QD4C13.0	7834-4130	4	13.40	E	3 1/2	4 3/8	50.550
QD5C13.0	7834-5130	5	13.40	E	3 1/2	5 3/8	60.620
QD6C13.0	7834-6130	6	13.40	F	3 15/16	6 3/8	72.500
QD7C13.0	7834-7130	7	13.40	F	3 15/16	7 3/8	78.000
QD8C13.0	7834-8130	8	13.40	F	3 15/16	8 3/8	108.000
QD9C13.0	7834-9130	9	13.40	J	4 1/2	9 3/8	99.000
QD10C13.0	7835-0130	10	13.40	J	4 1/2	10 3/8	120.000
<sup>6</sup> QD12C13.0	7835-2130	12	13.40	J	4 1/2	12 3/8	134.000
<sup>6</sup> QD1C14.0	7834-1140	1	14.40	SF	2 15/16	1 3/8	27.380
QD2C14.0	7834-2140	2	14.40	SF	2 15/16	2 3/8	33.660
QD3C14.0	7834-3140	3	14.40	E	3 1/2	3 3/8	50.070
QD4C14.0	7834-4140	4	14.40	E	3 1/2	4 3/8	54.450
QD5C14.0	7834-5140	5	14.40	E	3 1/2	5 3/8	68.000
QD6C14.0	7834-6140	6	14.40	F	3 15/16	6 3/8	84.000
QD7C14.0	7834-7140	7	14.40	F	3 15/16	7 3/8	84.000
QD8C14.0	7834-8140	8	14.40	F	3 15/16	8 3/8	144.500
QD9C14.0	7834-9140	9	14.40	J	4 1/2	9 3/8	108.000
<sup>6</sup> QD10C14.0	7835-0140	10	14.40	J	4 1/2	10 3/8	181.000
<sup>6</sup> QD12C14.0	7835-2140	12	14.40	J	4 1/2	12 3/8	153.000
<sup>6</sup> QD1C16.0	7834-1160	1	16.40	SF	2 15/16	1 3/8	33.760
QD2C16.0	7834-2160	2	16.40	SF	2 15/16	2 3/8	41.280
QD3C16.0	7834-3160	3	16.40	E	3 1/2	3 3/8	52.880
QD4C16.0	7834-4160	4	16.40	E	3 1/2	4 3/8	62.880
QD5C16.0	7834-5160	5	16.40	E	3 1/2	5 3/8	79.000
QD6C16.0	7834-6160	6	16.40	F	3 15/16	6 3/8	92.000
QD7C16.0	7834-7160	7	16.40	F	3 15/16	7 3/8	100.000
QD8C16.0	7834-8160	8	16.40	F	3 15/16	8 3/8	125.300
QD9C16.0	7834-9160	9	16.40	J	4 1/2	9 3/8	129.000
QD10C16.0	7835-0160	10	16.40	J	4 1/2	10 3/8	237.000
<sup>6</sup> QD12C16.0	7835-2160	12	16.40	J	4 1/2	12 3/8	175.000

<sup>6</sup> Standard/Non-Stock item. Check with Customer Service for availability.

HEAVY DUTY V-BELT METAL



# Multi-Duty® Sheaves - QD®

## Product No. Series 7834 & 7835 (continued)

### C Section (continued)

Part No.	Product No.	Number of Grooves	Outside Dia. (in)	Bushing	Bore Range Max. (in)	Face Width (in)	Weight (Lbs.)
<sup>6</sup> QD1C18.0	7834-1180	1	18.40	SF	2 15/16	1 3/8	44.500
QD2C18.0	7834-2180	2	18.40	SF	2 15/16	2 3/8	56.160
QD3C18.0	7834-3180	3	18.40	E	3 1/2	3 3/8	65.990
QD4C18.0	7834-4180	4	18.40	E	3 1/2	4 3/8	85.010
QD5C18.0	7834-5180	5	18.40	E	3 1/2	5 3/8	96.280
QD6C18.0	7834-6180	6	18.40	F	3 15/16	6 3/8	126.000
QD7C18.0	7834-7180	7	18.40	F	3 15/16	7 3/8	117.000
<sup>6</sup> QD8C18.0	7834-8180	8	18.40	F	3 15/16	8 3/8	133.000
QD9C18.0	7834-9180	9	18.40	J	4 1/2	9 3/8	143.000
<sup>6</sup> QD10C18.0	7835-0180	10	18.40	J	4 1/2	10 3/8	249.000
<sup>6</sup> QD12C18.0	7835-2180	12	18.40	J	4 1/2	12 3/8	198.000
<sup>6</sup> QD1C20.0	7834-1200	1	20.40	SF	2 15/16	1 3/8	31.690
QD2C20.0	7834-2200	2	20.40	SF	2 15/16	2 3/8	54.100
QD3C20.0	7834-3200	3	20.40	E	3 1/2	3 3/8	69.000
QD4C20.0	7834-4200	4	20.40	E	3 1/2	4 3/8	86.000
QD5C20.0	7834-5200	5	20.40	F	3 15/16	5 3/8	114.000
QD6C20.0	7834-6200	6	20.40	F	3 15/16	6 3/8	102.000
QD7C20.0	7834-7200	7	20.40	J	4 1/2	7 3/8	131.000
QD8C20.0	7834-8200	8	20.40	J	4 1/2	8 3/8	146.000
QD9C20.0	7834-9200	9	20.40	J	4 1/2	9 3/8	156.000
<sup>6</sup> QD10C20.0	7835-0200	10	20.40	J	4 1/2	10 3/8	277.000
<sup>6</sup> QD12C20.0	7835-2200	12	20.40	M	5 1/2	12 3/8	237.000
<sup>6</sup> QD1C24.0	7834-1240	1	24.40	SF	2 15/16	1 3/8	31.800
<sup>6</sup> QD2C24.0	7834-2240	2	24.40	SF	2 15/16	2 3/8	61.000
QD3C24.0	7834-3240	3	24.40	E	3 1/2	3 3/8	78.000
QD4C24.0	7834-4240	4	24.40	F	3 15/16	4 3/8	108.000
QD5C24.0	7834-5240	5	24.40	F	3 15/16	5 3/8	109.000
QD6C24.0	7834-6240	6	24.40	F	3 15/16	6 3/8	150.000
QD7C24.0	7834-7240	7	24.40	J	4 1/2	7 3/8	167.000
<sup>6</sup> QD8C24.0	7834-8240	8	24.40	J	4 1/2	8 3/8	188.000
QD9C24.0	7834-9240	9	24.40	J	4 1/2	9 3/8	192.000
<sup>6</sup> QD10C24.0	7835-0240	10	24.40	M	5 1/2	10 3/8	336.000
<sup>6</sup> QD12C24.0	7835-2240	12	24.40	M	5 1/2	12 3/8	277.000
QD2C27.0	7834-2270	2	27.40	F	3 15/16	2 3/8	88.000
QD3C27.0	7834-3270	3	27.40	F	3 15/16	3 3/8	101.000
QD4C27.0	7834-4270	4	27.40	F	3 15/16	4 3/8	116.000
QD5C27.0	7834-5270	5	27.40	F	3 15/16	5 3/8	133.000
QD6C27.0	7834-6270	6	27.40	J	4 1/2	6 3/8	162.000
QD7C27.0	7834-7270	7	27.40	J	4 1/2	7 3/8	209.000
<sup>6</sup> QD8C27.0	7834-8270	8	27.40	J	4 1/2	8 3/8	230.000
QD9C27.0	7834-9270	9	27.40	J	4 1/2	9 3/8	227.000
<sup>6</sup> QD2C30.0	7834-2300	2	30.40	F	3 15/16	2 3/8	79.000
QD3C30.0	7834-3300	3	30.40	E	3 15/16	3 3/8	129.000
QD4C30.0	7834-4300	4	30.40	F	3 15/16	4 3/8	165.000
QD5C30.0	7834-5300	5	30.40	F	3 15/16	5 3/8	160.000
QD6C30.0	7834-6300	6	30.40	J	4 1/2	6 3/8	180.000
QD7C30.0	7834-7300	7	30.40	J	4 1/2	7 3/8	221.000
<sup>6</sup> QD8C30.0	7834-8300	8	30.40	J	4 1/2	8 3/8	230.000
QD9C30.0	7834-9300	9	30.40	M	5 1/2	9 3/8	317.000
<sup>6</sup> QD10C30.0	7835-0300	10	30.40	M	5 1/2	10 3/8	305.000
<sup>6</sup> QD12C30.0	7835-2300	12	30.40	M	5 1/2	12 3/8	357.000
QD3C36.0	7834-3360	3	36.40	F	3 15/16	3 3/8	143.000
QD4C36.0	7834-4360	4	36.40	F	3 15/16	4 3/8	170.000
QD5C36.0	7834-5360	5	36.40	J	4 1/2	5 3/8	205.000
QD6C36.0	7834-6360	6	36.40	J	4 1/2	6 3/8	230.000
QD7C36.0	7834-7360	7	36.40	J	4 1/2	7 3/8	282.000
<sup>6</sup> QD8C36.0	7834-8360	8	36.40	M	5 1/2	8 3/8	285.000
QD9C36.0	7834-9360	9	36.40	M	5 1/2	9 3/8	383.000
<sup>6</sup> QD10C36.0	7835-0360	10	36.40	M	5 1/2	10 3/8	335.000
<sup>6</sup> QD12C36.0	7835-2360	12	36.40	M	5 1/2	12 3/8	430.000

<sup>6</sup> Standard/Non-Stock item. Check with Customer Service for availability.

HEAVY DUTY V-BELT METAL



# Multi-Duty® Sheaves - QD®

## Product No. Series 7834 & 7835 (continued)

### C Section (continued)

Part No.	Product No.	Number of Grooves	Outside Dia. (in)	Bushing	Bore Range Max. (in)	Face Width (in)	Weight (Lbs.)
<sup>6</sup> QD3C44.0	7834-3440	3	44.40	F	3 15/16	3 3/8	170.000
QD4C44.0	7834-4440	4	44.40	J	4 1/2	4 3/8	366.000
QD5C44.0	7834-5440	5	44.40	J	4 1/2	5 3/8	260.000
QD6C44.0	7834-6440	6	44.40	J	4 1/2	6 3/8	315.000
QD7C44.0	7834-7440	7	44.40	M	5 1/2	7 3/8	442.000
QD8C44.0	7834-8440	8	44.40	M	5 1/2	8 3/8	590.000
QD9C44.0	7834-9440	9	44.40	M	5 1/2	9 3/8	493.000
<sup>6</sup> QD10C44.0	7835-0440	10	44.40	M	5 1/2	10 3/8	455.000
<sup>6</sup> QD12C44.0	7835-2440	12	44.40	M	5 1/2	12 3/8	520.000
QD3C50.0	7834-3500	3	50.40	F	3 15/16	3 3/8	190.000
<sup>6</sup> QD4C50.0	7834-4500	4	50.40	J	4 1/2	4 3/8	256.000
<sup>6</sup> QD5C50.0	7834-5500	5	50.40	J	4 1/2	5 3/8	275.000
QD6C50.0	7834-6500	6	50.40	J	4 1/2	6 3/8	325.000
QD7C50.0	7834-7500	7	50.40	M	5 1/2	7 3/8	488.000
QD8C50.0	7834-8500	8	50.40	M	5 1/2	8 3/8	530.000
QD9C50.0	7834-9500	9	50.40	M	5 1/2	9 3/8	585.000
QD10C50.0	7835-0500	10	50.40	M	5 1/2	10 3/8	503.000
<sup>6</sup> QD12C50.0	7835-2500	12	50.40	M	5 1/2	12 3/8	595.000

D Section Sheaves are Standard/Non-Stock.

## Product No. Series 7836 & 7837

### D Section

Part No.	Product No.	Number of Grooves	Outside Dia. (in)	Bushing	Bore Range Max. (in)	Face Width (in)	Weight (Lbs.)
<sup>6</sup> QD3D12.0	7836-3120	3	12.60	F	3 15/16	4 5/8	83.000
<sup>6</sup> QD4D12.0	7836-4120	4	12.60	F	3 15/16	6 1/16	85.000
<sup>6</sup> QD5D12.0	7836-5120	5	12.60	F	3 15/16	7 1/2	98.000
QD6D12.0	7836-6120	6	12.60	J	4 1/2	8 15/16	111.000
<sup>6</sup> QD8D12.0	7836-8120	8	12.60	J	4 1/2	11 13/16	151.000
<sup>6</sup> QD10D12.0	7837-0120	10	12.60	M	5 1/2	14 11/16	153.000
QD12D12.0	7837-2120	12	12.60	M	5 1/2	17 9/16	176.000
QD3D13.0	7836-3130	3	13.60	F	3 15/16	4 5/8	88.000
<sup>6</sup> QD4D13.0	7836-4130	4	13.60	F	3 15/16	6 1/16	76.000
<sup>6</sup> QD5D13.0	7836-5130	5	13.60	F	3 15/16	7 1/2	114.000
<sup>6</sup> QD6D13.0	7836-6130	6	13.60	J	4 1/2	8 15/16	140.000
<sup>6</sup> QD8D13.0	7836-8130	8	13.60	J	4 1/2	11 13/16	168.000
<sup>6</sup> QD10D13.0	7837-0130	10	13.60	M	5 1/2	14 11/16	180.000
QD12D13.0	7837-2130	12	13.60	M	5 1/2	17 9/16	210.000
<sup>6</sup> QD3D13.5	7836-3135	3	14.10	F	3 15/16	4 5/8	88.000
<sup>6</sup> QD4D13.5	7836-4135	4	14.10	F	3 15/16	6 1/16	107.000
<sup>6</sup> QD5D13.5	7836-5135	5	14.10	F	3 15/16	7 1/2	134.000
<sup>6</sup> QD6D13.5	7836-6135	6	14.10	J	4 1/2	8 15/16	140.000
<sup>6</sup> QD8D13.5	7836-8135	8	14.10	J	4 1/2	11 13/16	168.000
<sup>6</sup> QD10D13.5	7837-0135	10	14.10	M	5 1/2	14 11/16	186.000
QD12D13.5	7837-2135	12	14.10	M	5 1/2	17 9/16	227.000
<sup>6</sup> QD3D14.0	7836-3140	3	14.60	F	3 15/16	4 5/8	111.000
<sup>6</sup> QD4D14.0	7836-4140	4	14.60	F	3 15/16	6 1/16	106.000
<sup>6</sup> QD5D14.0	7836-5140	5	14.60	F	3 15/16	7 1/2	140.000
<sup>6</sup> QD6D14.0	7836-6140	6	14.60	J	4 1/2	8 15/16	159.000
<sup>6</sup> QD8D14.0	7836-8140	8	14.60	J	4 1/2	11 13/16	181.000
<sup>6</sup> QD10D14.0	7837-0140	10	14.60	M	5 1/2	14 11/16	221.000
QD12D14.0	7837-2140	12	14.60	M	5 1/2	17 9/16	244.000
QD3D14.5	7836-3145	3	15.10	F	3 15/16	4 5/8	111.000
<sup>6</sup> QD4D14.5	7836-4145	4	15.10	F	3 15/16	6 1/16	106.000
<sup>6</sup> QD5D14.5	7836-5145	5	15.10	F	3 15/16	7 1/2	140.000
<sup>6</sup> QD6D14.5	7836-6145	6	15.10	J	4 1/2	8 15/16	159.000
<sup>6</sup> QD8D14.5	7836-8145	8	15.10	J	4 1/2	11 13/16	181.000
<sup>6</sup> QD10D14.5	7837-0145	10	15.10	M	5 1/2	14 11/16	221.000

<sup>6</sup> Standard/Non-Stock item. Check with Customer Service for availability.

HEAVY DUTY V-BELT METAL



# Multi-Duty® Sheaves - QD®

## Product No. Series 7836 & 7837 (continued)

### D Section (continued)

Part No.	Product No.	Number of Grooves	Outside Dia. (in)	Bushing	Bore Range Max. (in)	Face Width (in)	Weight (Lbs.)
QD12D14.5	7837-2145	12	15.10	M	5 1/2	17 9/16	262.000
<sup>6</sup> QD3D15.0	7836-3150	3	15.60	F	3 15/16	4 5/8	105.000
<sup>6</sup> QD4D15.0	7836-4150	4	15.60	F	3 15/16	6 1/16	110.000
<sup>6</sup> QD5D15.0	7836-5150	5	15.60	F	3 15/16	7 1/2	114.000
<sup>6</sup> QD6D15.0	7836-6150	6	15.60	J	4 1/2	8 15/16	162.000
<sup>6</sup> QD8D15.0	7836-8150	8	15.60	J	4 1/2	11 13/16	216.000
<sup>6</sup> QD10D15.0	7837-0150	10	15.60	M	5 1/2	14 11/16	247.000
QD12D15.0	7837-2150	12	15.60	M	5 1/2	17 9/16	281.000
<sup>6</sup> QD3D15.5	7836-3155	3	16.10	F	3 15/16	4 5/8	105.000
<sup>6</sup> QD4D15.5	7836-4155	4	16.10	F	3 15/16	6 1/16	110.000
<sup>6</sup> QD5D15.5	7836-5155	5	16.10	F	3 15/16	7 1/2	146.000
<sup>6</sup> QD6D15.5	7836-6155	6	16.10	J	4 1/2	8 15/16	162.000
<sup>6</sup> QD8D15.5	7836-8155	8	16.10	J	4 1/2	11 13/16	216.000
<sup>6</sup> QD10D15.5	7837-0155	10	16.10	M	5 1/2	14 11/16	270.000
QD12D15.5	7837-2155	12	16.10	M	5 1/2	17 9/16	300.000
<sup>6</sup> QD3D16.0	7836-3160	3	16.60	F	3 15/16	4 5/8	150.000
<sup>6</sup> QD4D16.0	7836-4160	4	16.60	F	3 15/16	6 1/16	150.000
<sup>6</sup> QD5D16.0	7836-5160	5	16.60	F	3 15/16	7 1/2	143.000
<sup>6</sup> QD6D16.0	7836-6160	6	16.60	J	4 1/2	8 15/16	199.000
<sup>6</sup> QD8D16.0	7836-8160	8	16.60	J	4 1/2	11 13/16	237.000
<sup>6</sup> QD10D16.0	7837-0160	10	16.60	M	5 1/2	14 11/16	267.000
QD12D16.0	7837-2160	12	16.60	M	5 1/2	17 9/16	279.000
QD4D17.0	7836-4170	4	17.60	J	4 1/2	6 1/16	111.000
QD5D17.0	7836-5170	5	17.60	J	4 1/2	7 1/2	128.000
QD6D17.0	7836-6170	6	17.60	J	4 1/2	8 15/16	145.000
QD8D17.0	7836-8170	8	17.60	J	4 1/2	11 13/16	176.000
QD10D17.0	7837-0170	10	17.60	M	5 1/2	14 11/16	263.000
QD12D17.0	7837-2170	12	17.60	M	5 1/2	17 9/16	289.000
<sup>6</sup> QD3D18.0	7836-3180	3	18.60	J	4 1/2	4 5/8	146.000
<sup>6</sup> QD4D18.0	7836-4180	4	18.60	J	4 1/2	6 1/16	146.000
<sup>6</sup> QD5D18.0	7836-5180	5	18.60	J	4 1/2	7 1/2	164.000
<sup>6</sup> QD6D18.0	7836-6180	6	18.60	J	4 1/2	8 15/16	223.000
<sup>6</sup> QD8D18.0	7836-8180	8	18.60	M	5 1/2	11 13/16	249.000
<sup>6</sup> QD10D18.0	7837-0180	10	18.60	M	5 1/2	14 11/16	274.000
QD12D18.0	7837-2180	12	18.60	M	5 1/2	17 9/16	309.000
<sup>6</sup> QD4D20.0	7836-4200	4	20.60	J	4 1/2	6 1/16	181.000
<sup>6</sup> QD5D20.0	7836-5200	5	20.60	J	4 1/2	7 1/2	188.000
<sup>6</sup> QD6D20.0	7836-6200	6	20.60	J	4 1/2	8 15/16	249.000
<sup>6</sup> QD8D20.0	7836-8200	8	20.60	M	5 1/2	11 13/16	277.000
<sup>6</sup> QD10D20.0	7837-0200	10	20.60	M	5 1/2	14 11/16	408.000
QD12D20.0	7837-2200	12	20.60	M	5 1/2	17 9/16	352.000
<sup>6</sup> QD3D22.0	7836-3220	3	22.60	J	4 1/2	4 5/8	199.000
<sup>6</sup> QD4D22.0	7836-4220	4	22.60	J	4 1/2	6 1/16	199.000
<sup>6</sup> QD5D22.0	7836-5220	5	22.60	J	4 1/2	7 1/2	221.000
<sup>6</sup> QD6D22.0	7836-6220	6	22.60	M	5 1/2	8 15/16	258.000
<sup>6</sup> QD8D22.0	7836-8220	8	22.60	M	5 1/2	11 13/16	326.000
<sup>6</sup> QD10D22.0	7837-0220	10	22.60	M	5 1/2	14 11/16	361.000
QD12D22.0	7837-2220	12	22.60	M	5 1/2	17 9/16	384.000
QD3D24.0	7836-3240	3	24.60	J	4 1/2	4 5/8	135.000
QD4D24.0	7836-4240	4	24.60	J	4 1/2	6 1/16	170.000
QD5D24.0	7836-5240	5	24.60	J	4 1/2	7 1/2	192.000
QD6D24.0	7836-6240	6	24.60	M	5 1/2	8 15/16	264.000
<sup>6</sup> QD3D27.0	7836-3270	3	27.60	J	4 1/2	4 5/8	236.000
<sup>6</sup> QD4D27.0	7836-4270	4	27.60	J	4 1/2	6 1/16	257.000
<sup>6</sup> QD5D27.0	7836-5270	5	27.60	M	5 1/2	7 1/2	296.000
<sup>6</sup> QD6D27.0	7836-6270	6	27.60	M	5 1/2	8 15/16	331.000
QD8D27.0	7836-8270	8	27.60	M	5 1/2	11 13/16	376.000
<sup>6</sup> QD10D27.0	7837-0270	10	27.60	M	5 1/2	14 11/16	430.000
QD12D27.0	7837-2270	12	27.60	N	6	17 9/16	515.000
<sup>6</sup> QD3D33.0	7836-3330	3	33.60	J	4 1/2	4 5/8	332.000

HEAVY DUTY V-BELT METAL

<sup>6</sup> Standard/Non-Stock item. Check with Customer Service for availability.



# Multi-Duty® Sheaves - QD®

## Product No. Series 7836 & 7837 (continued)

### D Section (continued)

Part No.	Product No.	Number of Grooves	Outside Dia. (in)	Bushing	Bore Range Max. (in)	Face Width (in)	Weight (Lbs.)
<sup>6</sup> QD4D33.0	7836-4330	4	33.60	M	5 1/2	6 1/16	361.000
<sup>6</sup> QD5D33.0	7836-5330	5	33.60	M	5 1/2	7 1/2	411.000
<sup>6</sup> QD6D33.0	7836-6330	6	33.60	M	5 1/2	8 15/16	460.000
<sup>6</sup> QD8D33.0	7836-8330	8	33.60	M	5 1/2	11 13/16	524.000
<sup>6</sup> QD10D33.0	7837-0330	10	33.60	N	5 7/8	14 11/16	638.000
QD12D33.0	7837-2330	12	33.60	N	6	17 9/16	650.000
<sup>6</sup> QD3D40.0	7836-3400	3	40.60	J	4 1/2	4 5/8	250.000
<sup>6</sup> QD4D40.0	7836-4400	4	40.60	M	5 1/2	6 1/16	498.000
<sup>6</sup> QD5D40.0	7836-5400	5	40.60	M	5 1/2	7 1/2	546.000
<sup>6</sup> QD6D40.0	7836-6400	6	40.60	M	5 1/2	8 15/16	606.000
<sup>6</sup> QD8D40.0	7836-8400	8	40.60	N	5 7/8	11 13/16	695.000
<sup>6</sup> QD10D40.0	7837-0400	10	40.60	N	5 7/8	14 11/16	788.000
QD12D40.0	7837-2400	12	40.60	P	7	17 9/16	855.000
<sup>6</sup> QD5D48.0	7836-5480	5	48.60	M	5 1/2	7 1/2	671.000
<sup>6</sup> QD6D48.0	7836-6480	6	48.60	M	5 1/2	8 15/16	744.000
<sup>6</sup> QD8D48.0	7836-8480	8	48.60	N	5 7/8	11 13/16	849.000
<sup>6</sup> QD10D48.0	7837-0480	10	48.60	P	7	14 11/16	961.000
QD12D48.0	7837-2480	12	48.60	P	7	17 9/16	1,085.000
<sup>6</sup> QD5D58.0	7836-5580	5	58.60	M	5 1/2	7 1/2	750.000
<sup>6</sup> QD6D58.0	7836-6580	6	58.60	N	5 7/8	8 15/16	800.000
<sup>6</sup> QD8D58.0	7836-8580	8	58.60	N	5 7/8	11 13/16	975.000
<sup>6</sup> QD10D58.0	7837-0580	10	58.60	P	7	14 11/16	1,200.000
QD12D58.0	7837-2580	12	58.60	P	7	17 9/16	1,395.000

HEAVY DUTY V-BELT METAL

<sup>6</sup> Standard/Non-Stock item. Check with Customer Service for availability.



# JVS Adjustable Speed Sheaves - Bored-to-Size

**Notes**

Details shown which do not affect drive function or overall weight may be changed without notification.  
 JVS sheaves use standard 2 groove Multi-Duty A/B or Super HC 5V sheaves as companions.

**Product No. Series 7871**

Part No.	Product No.	Outside Dia. (in)	Bore (in)	Bore Range Max. (in)	Weight (Lbs.)
2/JVS5.12 1.1/8	7871-0001	5.12	1 1/8	1 3/8	8.300
2/JVS5.12 1.3/8	7871-0002	5.12	1 3/8	1 3/8	7.900
2/JVS5.90 1.1/8	7871-0003	5.90	1 1/8	1 11/16	11.400
2/JVS5.90 1.3/8	7871-0004	5.90	1 3/8	1 11/16	10.900
2/JVS5.90 1.5/8	7871-0005	5.90	1 5/8	1 11/16	10.300
2/JVS6.69 1.1/8	7871-0006	6.69	1 1/8	1 11/16	14.300
2/JVS6.69 1.3/8	7871-0007	6.69	1 3/8	1 11/16	13.800
2/JVS6.69 1.5/8	7871-0008	6.69	1 5/8	1 11/16	13.200
2/JVS7.48 1.3/8	7871-0009	7.48	1 3/8	2 7/16	20.500
2/JVS7.48 1.5/8	7871-0010	7.48	1 5/8	2 7/16	19.900
2/JVS7.48 1.7/8	7871-0011	7.48	1 7/8	2 7/16	19.100
2/JVS8.27 1.3/8	7871-0012	8.27	1 3/8	2 7/16	24.300
2/JVS8.27 1.5/8	7871-0013	8.27	1 5/8	2 7/16	23.700
2/JVS8.27 1.7/8	7871-0014	8.27	1 7/8	2 7/16	22.900
2/JVS8.27 2.1/8	7871-0015	8.27	2 1/8	2 7/16	22.100
2/JVS9.06 1.3/8	7871-0016	9.06	1 3/8	2 7/16	27.300
2/JVS9.06 1.5/8	7871-0017	9.06	1 5/8	2 7/16	26.700
2/JVS9.06 1.7/8	7871-0018	9.06	1 7/8	2 7/16	25.900
2/JVS9.06 2.1/8	7871-0019	9.06	2 1/8	2 7/16	25.100

HEAVY DUTY V-BELT METAL



# 5VS & 8VS Adjustable Speed Sheaves - QD®

**Notes**

8 groove 5V companion sheaves are Made-to-Order. Contact Made-To-Order Metals.  
 8V companion sheaves are Made-to-Order. Contact Made-to-Order Metals.  
 Details shown which do not affect drive function or overall weight may be changed without notification.

**Product No. Series 7960**

**5V Section**

Part No.	Product No.	Number of Grooves	Outside Dia. (in)	Bushing	Weight (Lbs.)	Part No.	Product No.	Number of Grooves	Outside Dia. (in)	Bushing	Weight (Lbs.)
QD2/5VS9.56	7960-0001	2	9.56	SK	37.000	QD6/5VS11.54	7960-0015	6	11.54	5VSLB	140.000
QD3/5VS9.56	7960-0002	3	9.56	5VSSB	52.000	QD8/5VS11.54	7960-0016	8	11.54	5VSLB	178.000
QD4/5VS9.56	7960-0003	4	9.56	5VSSB	64.000	QD2/5VS12.52	7960-0017	2	12.52	SK	54.000
QD5/5VS9.56	7960-0004	5	9.56	5VSSB	76.000	QD3/5VS12.52	7960-0018	3	12.52	5VSSB	84.000
QD6/5VS9.56	7960-0005	6	9.56	5VSLB	100.000	QD4/5VS12.52	7960-0019	4	12.52	5VSSB	106.000
QD2/5VS10.56	7960-0006	2	10.56	SK	42.000	QD5/5VS12.52	7960-0020	5	12.52	5VSSB	130.000
QD3/5VS10.56	7960-0007	3	10.56	5VSSB	62.000	QD6/5VS12.52	7960-0021	6	12.52	5VSLB	162.000
QD4/5VS10.56	7960-0008	4	10.56	5VSSB	78.000	QD8/5VS12.52	7960-0022	8	12.52	5VSLB	210.000
QD5/5VS10.56	7960-0009	5	10.56	5VSSB	92.000	QD2/5VS14.09	7960-0023	2	14.09	SK	67.000
QD6/5VS10.56	7960-0010	6	10.56	5VSLB	118.000	QD3/5VS14.09	7960-0024	3	14.09	5VSSB	104.000
QD2/5VS11.54	7960-0011	2	11.54	SK	48.000	QD4/5VS14.09	7960-0025	4	14.09	5VSSB	133.000
QD3/5VS11.54	7960-0012	3	11.54	5VSSB	74.000	QD5/5VS14.09	7960-0026	5	14.09	5VSSB	164.000
QD4/5VS11.54	7960-0013	4	11.54	5VSSB	92.000	QD6/5VS14.09	7960-0027	6	14.09	5VSLB	202.000
QD5/5VS11.54	7960-0014	5	11.54	5VSSB	110.000	QD8/5VS14.09	7960-0028	8	14.09	5VSLB	264.000

**5V Companion Sheaves**

Part No.	Product No.	Number of Grooves	Outside Dia. (in)	Bushing	Weight (Lbs.)	Part No.	Product No.	Number of Grooves	Outside Dia. (in)	Bushing	Weight (Lbs.)
QD6/5V10.3W	7960-0029	6	10.30	F	71.000	QD6/5V16.0W	7960-0037	6	16.00	F	110.000
QD6/5V10.9W	7960-0030	6	10.90	F	78.800	QD6/5V18.7W	7960-0038	6	18.70	J	144.800
QD6/5V11.3W	7960-0031	6	11.30	F	87.300	QD6/5V21.2W	7960-0039	6	21.20	J	170.300
QD6/5V11.8W	7960-0032	6	11.80	F	93.500	QD6/5V23.6W	7960-0040	6	23.60	J	202.300
QD6/5V12.5W	7960-0033	6	12.50	F	85.300	QD6/5V28.0W	7960-0041	6	28.00	J	219.800
QD6/5V13.2W	7960-0034	6	13.20	F	91.900	QD6/5V31.5W	7960-0042	6	31.50	J	278.000
QD6/5V14.0W	7960-0035	6	14.00	F	101.200	QD6/5V37.5W	7960-0043	6	37.50	J	341.900
QD6/5V15.0W	7960-0036	6	15.00	F	100.500						

**Product No. Series 7961**

**8V Section**

Part No.	Product No.	Number of Grooves	Outside Dia. (in)	Bushing	Weight (Lbs.)	Part No.	Product No.	Number of Grooves	Outside Dia. (in)	Bushing	Weight (Lbs.)
QD4/8VS14.17	7961-0001	4	14.17	8VSSB	187.000	QD4/8VS16.14	7961-0005	4	16.14	8VSSB	215.000
QD5/8VS14.17	7961-0002	5	14.17	8VSSB	220.000	QD5/8VS16.14	7961-0006	5	16.14	8VSSB	250.000
QD6/8VS14.17	7961-0003	6	14.17	8VSSB	256.000	QD6/8VS16.14	7961-0007	6	16.14	8VSSB	290.000
QD8/8VS14.17	7961-0004	8	14.17	8VSLB	340.000	QD8/8VS16.14	7961-0008	8	16.14	8VSLB	388.000

HEAVY DUTY V-BELT METAL



# SVS Adjustable Speed Sheaves - Bored-To-Size

**Notes**

Details shown which do not affect drive function or overall weight may be changed without notification.

## Product No. Series 7962

### A or B Section

Part No.	Product No.	Outside Dia. (in)	Bore (in)	Bore Range Max. (in)	Weight (Lbs.)	Part No.	Product No.	Outside Dia. (in)	Bore (in)	Bore Range Max. (in)	Weight (Lbs.)
SVS2/AB5.25 7/8	7962-0001	5.25	7/8	1 3/8	14.300	SVS2/AB7.25 1 1/8	7962-0032	7.25	1 1/8	1 7/8	22.300
SVS2/AB5.25 1 1/8	7962-0002	5.25	1 1/8	1 3/8	14.300	SVS2/AB7.25 1 3/8	7962-0033	7.25	1 3/8	1 7/8	22.300
SVS2/AB5.25 1 3/8	7962-0003	5.25	1 3/8	1 3/8	14.300	SVS2/AB7.25 1 5/8	7962-0034	7.25	1 5/8	1 7/8	22.300
SVS3/AB5.25 1 1/8	7962-0004	5.25	1 1/8	1 3/8	17.500	SVS3/AB7.25 1 3/8	7962-0035	7.25	1 3/8	1 7/8	27.000
SVS3/AB5.25 1 3/8	7962-0005	5.25	1 3/8	1 3/8	17.500	SVS3/AB7.25 1 5/8	7962-0036	7.25	1 5/8	1 7/8	27.000
SVS4/AB5.25 1 1/8	7962-0006	5.25	1 1/8	1 3/8	20.000	SVS3/AB7.25 1 7/8	7962-0037	7.25	1 7/8	1 7/8	27.000
SVS4/AB5.25 1 3/8	7962-0007	5.25	1 3/8	1 3/8	20.000	SVS4/AB7.25 1 5/8	7962-0038	7.25	1 5/8	1 7/8	27.300
SVS2/AB5.75 7/8	7962-0008	5.75	7/8	1 3/8	15.500	SVS4/AB7.25 1 7/8	7962-0039	7.25	1 7/8	1 7/8	27.300
SVS2/AB5.75 1 1/8	7962-0009	5.75	1 1/8	1 3/8	15.500	SVS2/AB7.75 1 1/8	7962-0040	7.75	1 1/8	2 3/8	26.300
SVS2/AB5.75 1 3/8	7962-0010	5.75	1 3/8	1 3/8	15.500	SVS2/AB7.75 1 3/8	7962-0041	7.75	1 3/8	2 3/8	26.300
SVS3/AB5.75 1 1/8	7962-0011	5.75	1 1/8	1 3/8	19.000	SVS2/AB7.75 1 5/8	7962-0042	7.75	1 5/8	2 3/8	26.300
SVS3/AB5.75 1 3/8	7962-0012	5.75	1 3/8	1 3/8	19.000	SVS3/AB7.75 1 5/8	7962-0043	7.75	1 5/8	2 3/8	32.000
SVS4/AB5.75 1 1/8	7962-0013	5.75	1 1/8	1 3/8	22.500	SVS3/AB7.75 1 7/8	7962-0044	7.75	1 7/8	2 3/8	32.000
SVS4/AB5.75 1 3/8	7962-0014	5.75	1 3/8	1 3/8	22.500	SVS4/AB7.75 1 5/8	7962-0045	7.75	1 5/8	2 3/8	37.300
SVS2/AB6.25 1 1/8	7962-0015	6.25	1 1/8	1 7/8	18.800	SVS4/AB7.75 1 7/8	7962-0046	7.75	1 7/8	2 3/8	37.300
SVS2/AB6.25 1 3/8	7962-0016	6.25	1 3/8	1 7/8	18.800	SVS4/AB7.75 2 1/8	7962-0047	7.75	2 1/8	2 3/8	37.300
SVS2/AB6.25 1 5/8	7962-0017	6.25	1 5/8	1 7/8	18.800	SVS2/AB8.75 1 3/8	7962-0048	8.75	1 3/8	2 3/8	29.000
SVS3/AB6.25 1 1/8	7962-0018	6.25	1 1/8	1 7/8	23.500	SVS2/AB8.75 1 5/8	7962-0049	8.75	1 5/8	2 3/8	29.000
SVS3/AB6.25 1 3/8	7962-0019	6.25	1 3/8	1 7/8	23.500	SVS3/AB8.75 1 3/8	7962-0050	8.75	1 3/8	2 3/8	32.000
SVS3/AB6.25 1 5/8	7962-0020	6.25	1 5/8	1 7/8	23.500	SVS3/AB8.75 1 5/8	7962-0051	8.75	1 5/8	2 3/8	32.000
SVS4/AB6.25 1 3/8	7962-0021	6.25	1 3/8	1 7/8	27.000	SVS3/AB8.75 1 7/8	7962-0052	8.75	1 7/8	2 3/8	32.000
SVS4/AB6.25 1 5/8	7962-0022	6.25	1 5/8	1 7/8	27.000	SVS4/AB8.75 1 5/8	7962-0053	8.75	1 5/8	2 3/8	43.000
SVS4/AB6.25 1 7/8	7962-0023	6.25	1 7/8	1 7/8	27.000	SVS4/AB8.75 1 7/8	7962-0054	8.75	1 7/8	2 3/8	43.000
SVS2/AB6.75 1 1/8	7962-0024	6.75	1 1/8	1 7/8	20.800	SVS4/AB8.75 2 1/8	7962-0055	8.75	2 1/8	2 3/8	43.000
SVS2/AB6.75 1 3/8	7962-0025	6.75	1 3/8	1 7/8	20.800	SVS2/AB9.75 1 3/8	7962-0056	9.75	1 3/8	2 3/8	32.500
SVS2/AB6.75 1 5/8	7962-0026	6.75	1 5/8	1 7/8	24.800	SVS2/AB9.75 1 5/8	7962-0057	9.75	1 5/8	2 3/8	32.500
SVS3/AB6.75 1 3/8	7962-0027	6.75	1 3/8	1 7/8	24.800	SVS3/AB9.75 1 5/8	7962-0058	9.75	1 5/8	2 3/8	42.000
SVS3/AB6.75 1 5/8	7962-0028	6.75	1 5/8	1 7/8	24.800	SVS3/AB9.75 1 7/8	7962-0059	9.75	1 7/8	2 3/8	42.000
SVS3/AB6.75 1 7/8	7962-0029	6.75	1 7/8	1 7/8	27.300	SVS4/AB9.75 1 5/8	7962-0060	9.75	1 5/8	2 3/8	50.300
SVS4/AB6.75 1 5/8	7962-0030	6.75	1 5/8	1 7/8	27.300	SVS4/AB9.75 1 7/8	7962-0061	9.75	1 7/8	2 3/8	50.300
SVS4/AB6.75 1 7/8	7962-0031	6.75	1 7/8	1 7/8	27.300	SVS4/AB9.75 2 1/8	7962-0062	9.75	2 1/8	2 3/8	50.300

HEAVY DUTY V-BELT METAL

## Product No. Series 7963

### C Section

Part No.	Product No.	Outside Dia. (in)	Bore (in)	Bore Range Max. (in)	Weight (Lbs.)	Part No.	Product No.	Outside Dia. (in)	Bore (in)	Bore Range Max. (in)	Weight (Lbs.)
SVS2/C9.56 1 5/8	7963-0001	9.56	1 5/8	2 1/2	40.500	SVS3/C11.06 1 7/8	7963-0019	11.06	1 7/8	2 1/2	62.750
SVS2/C9.56 1 7/8	7963-0002	9.56	1 7/8	2 1/2	40.500	SVS3/C11.06 2 1/8	7963-0020	11.06	2 1/8	2 1/2	62.800
SVS3/C9.56 1 5/8	7963-0003	9.56	1 5/8	2 1/2	54.000	SVS3/C11.06 2 3/8	7963-0021	11.06	2 3/8	2 1/2	62.800
SVS3/C9.56 1 7/8	7963-0004	9.56	1 7/8	2 1/2	54.000	SVS4/C11.06 2 1/8	7963-0022	11.06	2 1/8	2 1/2	76.000
SVS3/C9.56 2 1/8	7963-0005	9.56	2 1/8	2 1/2	54.000	SVS4/C11.06 2 3/8	7963-0023	11.06	2 3/8	2 1/2	76.000
SVS4/C9.56 2 1/8	7963-0006	9.56	2 1/8	2 1/2	63.000	SVS2/C11.56 1 5/8	7963-0024	11.56	1 5/8	2 1/2	50.500
SVS4/C9.56 2 3/8	7963-0007	9.56	2 3/8	2 1/2	63.000	SVS2/C11.56 1 7/8	7963-0025	11.56	1 7/8	2 1/2	50.500
SVS2/C10.56 1 5/8	7963-0008	10.56	1 5/8	2 1/2	44.300	SVS2/C11.56 2 1/8	7963-0026	11.56	2 1/8	2 1/2	50.500
SVS2/C10.56 1 7/8	7963-0009	10.56	1 7/8	2 1/2	44.300	SVS3/C11.56 1 7/8	7963-0027	11.56	1 7/8	2 1/2	68.250
SVS2/C10.56 2 1/8	7963-0010	10.56	2 1/8	2 1/2	49.300	SVS3/C11.56 2 1/8	7963-0028	11.56	2 1/8	2 1/2	68.250
SVS3/C10.56 1 7/8	7963-0011	10.56	1 7/8	2 1/2	59.000	SVS3/C11.56 2 3/8	7963-0029	11.56	2 3/8	2 1/2	68.300
SVS3/C10.56 2 1/8	7963-0012	10.56	2 1/8	2 1/2	59.000	SVS4/C11.56 2 1/8	7963-0030	11.56	2 1/8	2 1/2	82.500
SVS3/C10.56 2 3/8	7963-0013	10.56	2 3/8	2 1/2	59.000	SVS4/C11.56 2 3/8	7963-0031	11.56	2 3/8	2 1/2	82.500
SVS4/C10.56 2 1/8	7963-0014	10.56	2 1/8	2 1/2	71.800	SVS2/C12.06 1 5/8	7963-0032	12.06	1 5/8	2 1/2	55.000
SVS4/C10.56 2 3/8	7963-0015	10.56	2 3/8	2 1/2	71.800	SVS2/C12.06 1 7/8	7963-0033	12.06	1 7/8	2 1/2	55.000
SVS2/C11.06 1 5/8	7963-0016	11.06	1 5/8	2 1/2	49.250	SVS2/C12.06 2 1/8	7963-0034	12.06	2 1/8	2 1/2	55.000
SVS2/C11.06 1 7/8	7963-0017	11.06	1 7/8	2 1/2	49.300	SVS3/C12.06 1 7/8	7963-0035	12.06	1 7/8	2 1/2	69.500
SVS2/C11.06 2 1/8	7963-0018	11.06	2 1/8	2 1/2	49.300	SVS3/C12.06 2 1/8	7963-0036	12.06	2 1/8	2 1/2	69.500



# SVS Adjustable Speed Sheaves - Bored-To-Size

**Product No. Series 7963 (continued)**

**C Section (continued)**

Part No.	Product No.	Outside Dia. (in)	Bore (in)	Bore Range Max. (in)	Weight (Lbs.)	Part No.	Product No.	Outside Dia. (in)	Bore (in)	Bore Range Max. (in)	Weight (Lbs.)
SVS3/C12.06 2.3/8	7963-0037	12.06	2 3/8	2 1/2	69.500	SVS3/C12.56 1.7/8	7963-0043	13.06	1 7/8	2 1/2	76.000
SVS4/C12.06 2.1/8	7963-0038	12.06	2 1/8	2 1/2	85.500	SVS3/C12.56 2.1/8	7963-0044	13.06	2 1/8	2 1/2	76.000
SVS4/C12.06 2.3/8	7963-0039	12.06	2 3/8	2 1/2	85.500	SVS3/C12.56 2.3/8	7963-0045	13.06	2 3/8	2 1/2	76.000
SVS2/C12.56 1.5/8	7963-0040	13.06	1 5/8	2 1/2	59.750	SVS4/C12.56 2.1/8	7963-0046	13.06	2 1/8	2 1/2	91.000
SVS2/C12.56 1.7/8	7963-0041	13.06	1 7/8	2 1/2	59.800	SVS4/C12.56 2.3/8	7963-0047	13.06	2 3/8	2 1/2	91.000
SVS2/C12.56 2.1/8	7963-0042	13.06	2 1/8	2 1/2	59.800						

HEAVY DUTY V-BELT METAL



# Light Duty Sheaves - Bored-to-Size

**Notes**

Details shown which do not affect drive function or overall weight may be changed without notification.  
 Sheaves up to 3.80" outside diameter are Solid Type.  
 Sheaves with outside diameter larger than 3.80" are Web and Spoke Types.

**Product No. Series 7805 & 7807**

**One Groove "3L" - "4L" - Bored-to-Size**

(For use with No. 1 (3L) or No. 2 (4L) Section Truflex V-Belts.)

Part No.	Outside Diameter (in)	Weight (Lbs.)	Pitch Diameter (in)		Stock Bore (In.)										
			(3L)	(4L)	1/2	5/8	3/4	7/8	15/16	1	1 1/8	1 3/16	1 1/4	1 3/8	1 7/16
					7807-	7807-	7807-	7807-	7807-	7807-	7807-	7807-	7807-	7807-	7807-
AK15	1.50	.30	1.00	1.30	2046	2047	—	—	—	—	—	—	—	—	—
AK16	1.65	.30	1.06	1.40	2035	2036	—	—	—	—	—	—	—	—	—
AK17	1.75	.50	1.16	1.50	2041	2042	<sup>8</sup> 2043	—	—	—	—	—	—	—	—
AK18	1.85	.50	1.26	1.60	—	2050	—	—	—	—	—	—	—	—	—
AK19	1.95	.50	1.36	1.70	2051	2052	2053	2054	—	—	—	—	—	—	—
AK20	2.00	.50	1.46	1.80	2056	2057	2058	—	—	—	—	—	—	—	—
AK21	2.10	.70	1.56	1.90	2059	2060	2061	—	—	—	—	—	—	—	—
AK22	2.20	.80	1.66	2.00	2062	2063	2064	2065	—	—	—	—	—	—	—
AK23	2.30	.80	1.76	2.10	2066	2067	2068	2069	—	—	—	—	—	—	—
AK24	2.45	.90	1.86	2.20	2074	2075	2076	2077	—	2078	—	—	—	—	—
AK25	2.50	.90	1.96	2.30	2083	2084	2085	2086	—	—	—	—	—	—	—
AK26	2.60	1.00	2.06	2.40	2087	2088	2089	—	—	—	—	—	—	—	—
AK27	2.70	1.00	2.16	2.50	2090	2091	2092	—	—	2093	—	—	—	—	—
AK28	2.80	1.10	2.26	2.60	2108	2109	2110	2111	—	2112	—	—	—	—	—
AK30	3.05	1.20	2.46	2.80	2120	2121	2122	2123	—	2125	—	—	—	—	—
AK32	3.25	1.40	2.66	3.00	2402	2403	2404	2405	—	2406	2407	—	—	—	—
AK34	3.45	1.60	2.86	3.20	2144	2145	2146	2147	—	2149	2150	—	—	—	—
AK35	3.55	1.70	2.96	3.30	2151	2152	2153	2154	—	2155	—	—	—	—	—
					7805-	7805-	7805-	7805-	7805-	7805-	7805-	7805-	7805-	7805-	7805-
AK39	3.75	2.00	3.16	3.50	2412	2413	2414	2415	2418	2416	2417	—	—	—	—
AK41	3.95	2.00	3.36	3.70	2168	2169	2170	2171	2172	2173	2174	—	—	—	—
AK44	4.25	1.80	3.66	4.00	2422	2423	2424	2425	2428	2426	2427	—	—	—	—
AK46	4.45	1.90	3.86	4.20	2192	2193	2194	2195	2196	2197	2198	—	—	—	—
AK49	4.75	1.90	4.16	4.50	2432	2433	2434	2435	2438	2436	2437	—	—	—	—
AK51	4.95	2.80	4.36	4.70	2216	2217	2218	2219	—	2221	2222	—	—	—	—
AK54	5.25	2.40	4.66	5.00	2442	2443	2444	2445	2449	2446	2447	2448	—	—	—
AK56	5.45	2.40	4.86	5.20	2240	2241	2242	2243	2244	2245	2246	2247	—	—	—
AK59	5.75	2.60	5.16	5.50	2250	2251	2252	2253	2254	2255	2256	2257	—	—	—
AK61	5.95	2.80	5.36	5.70	2264	2265	2266	2267	2268	2269	2270	2271	—	—	—
AK64	6.25	2.90	5.66	6.00	2452	2453	2454	2455	2459	2456	2457	2458	—	—	—
AK66	6.45	3.00	5.86	6.20	—	2463	2464	—	—	2466	2467	—	—	—	—
AK69	6.75	3.10	6.16	6.50	—	—	2474	—	—	2476	2477	—	—	—	—
AK71	6.95	3.10	6.36	6.70	2482	2483	2484	—	—	2486	2487	—	—	—	2488
AK74	7.25	3.30	6.66	7.00	2492	2493	2494	—	2495	2496	2497	2498	2499	—	2500
AK79	7.75	3.50	7.16	7.50	—	—	2504	—	—	2506	2507	—	—	—	2510
AK81	7.95	5.00	7.36	7.70	—	2522	2521	—	—	2520	—	—	—	—	—
AK84	8.25	4.30	7.66	8.00	2532	2533	2534	—	2535	2536	—	2538	—	—	2540
AK89	8.75	4.60	8.16	8.50	—	—	2544	—	—	2546	2547	—	—	—	2550
AK91	8.95	5.50	8.36	8.70	—	—	2561	—	—	2560	—	—	—	—	—
AK94	9.25	5.00	8.66	9.00	2572	2573	2574	—	2571	2576	—	2578	2579	—	2580
AK99	9.75	5.20	9.16	9.50	—	—	2583	—	—	2586	—	—	—	—	2590
AK104	10.25	5.60	9.66	10.00	—	2613	2614	—	—	2616	—	2618	2619	2621	2620
AK109	10.75	6.00	10.16	10.50	—	—	2644	—	—	2646	—	—	—	2648	2640
AK114	11.25	6.90	10.66	11.00	—	—	2664	—	—	2666	—	2668	—	—	2670
AK124	12.25	7.90	11.66	12.00	—	2703	2704	—	—	2706	—	2708	2709	—	2710
AK134	13.25	8.90	12.66	13.00	—	—	2740	—	—	2741	—	2742	—	2743	2744
AK144	14.25	10.90	13.66	14.00	—	—	2780	—	—	2781	—	2782	—	—	2783
AK154	15.25	9.60	14.66	15.00	—	—	2790	—	—	2791	—	2792	—	—	2793
AK184	18.25	12.70	17.66	18.00	—	—	2800	—	—	2801	—	2802	—	—	2803

NOTE: Pitch diameter is a reference diameter only.

8 No Keyseat.

LIGHT DUTY V-BELT METAL



# Light Duty Sheaves - Bored-to-Size

## Product No. Series 7805 & 7807 (Continued)

### Two Groove "3L" - "4L" - Bored-to-Size

(For use with No. 1 (3L) or No. 2 (4L) Section Truflex V-Belts.)

Part No.	Outside Diameter (in)	Weight (Lbs.)	Pitch Diameter (in)		Stock Bore (In.)									
			(3L)	(4L)	1/2	5/8	3/4	7/8	15/16	1	1 1/8	1 3/16	1 3/8	1 7/16
2AK20	2.05	.90	1.46	1.80	7807-0011	7807-0012	7807-0013	7807-0014	7807-	7807-0025	7807-0025	7807-	7807-	7807-
2AK21	2.15	1.10	1.56	1.90	0015	0016	0017	—	—	—	—	—	—	—
2AK22	2.25	1.20	1.66	2.00	0021	0022	0023	0024	—	0025	—	—	—	—
2AK23	2.35	1.30	1.76	2.10	—	0032	0033	0034	—	0035	—	—	—	—
2AK25	2.55	1.20	1.96	2.30	0111	0112	0113	0114	—	0115	0116	—	—	—
2AK26	2.65	1.50	2.06	2.40	—	0117	0118	0119	—	—	—	—	—	—
2AK27	2.75	1.80	2.16	2.50	—	0122	0123	0124	—	0125	0126	—	—	—
2AK28	2.85	2.00	2.26	2.60	—	0132	0133	0134	—	0135	—	—	—	—
2AK30	3.05	2.20	2.46	2.80	0221	0222	0223	0224	—	0225	0226	—	—	—
2AK32	3.25	2.30	2.66	3.00	0141	0142	0143	0144	—	0145	0146	—	—	—
2AK34	3.45	2.70	2.86	3.20	0151	0152	0153	0154	—	0155	0156	—	—	—
2AK41	3.95	3.50	3.36	3.70	—	0171	0172	0173	—	0174	0175	—	—	—
2AK39	3.75	3.20	3.16	3.50	7805-0161	7805-0162	7805-0163	7805-0164	7805-	7805-0165	7805-0166	7805-	7805-	7805-
2AK44	4.25	4.10	3.66	4.00	—	0171	0172	0173	—	0174	0175	—	—	—
2AK46	4.45	4.60	3.86	4.20	—	0177	—	0178	—	0179	0180	—	—	—
2AK49	4.75	2.70	4.16	4.50	—	—	0182	0183	—	0184	0242	—	0243	—
2AK51	4.95	2.90	4.36	4.70	—	—	0186	0187	—	0188	0244	—	0245	—
2AK54	5.25	3.20	4.66	5.00	—	0189	0190	0191	—	0192	0246	—	0247	—
2AK56	5.45	3.30	4.86	5.20	—	0193	0194	—	—	0196	0248	—	0249	—
2AK59	5.75	3.40	5.16	5.50	—	—	—	—	—	0250	0251	—	0252	—
2AK61	5.95	3.60	5.36	5.70	—	—	0197	0198	—	0199	0253	—	0254	—
2AK64	6.25	4.50	5.66	6.00	—	—	0200	—	—	0202	0255	0203	0256	0204
2AK74	7.25	5.80	6.66	7.00	—	—	0205	—	—	0206	0257	0207	0258	0208
2AK84	8.25	6.90	7.66	8.00	—	—	0209	—	0210	0211	0259	0212	0260	0214
2AK94	9.25	7.70	8.66	9.00	—	—	0215	—	—	0217	0261	0218	0262	0219
2AK104	10.25	9.70	9.66	10.00	—	—	0220	—	0221	0222	—	0266	—	0224
2AK114	11.25	10.20	10.66	11.00	—	—	—	—	—	0226	—	0227	0263	0228
2AK124	12.25	11.30	11.66	12.00	—	—	—	—	—	0230	—	0231	—	0232
2AK134	13.25	12.40	12.66	13.00	—	—	—	—	—	—	—	0264	—	0265
2AK144	14.25	13.20	13.66	14.00	—	—	—	—	—	0233	—	—	—	0235
2AK154	15.25	13.70	14.66	15.00	—	—	—	—	—	—	—	0237	—	0238
2AK184	18.25	17.00	17.66	18.00	—	—	—	—	—	—	—	—	—	0241

NOTE: Pitch diameter is a reference diameter only.

### One Groove "4L" - "5L" - Bored-to-Size

(For use with No. 2 (4L) or No. 3 (5L) Section Truflex V-Belts.)

Part No.	Outside Diameter (in)	Weight (Lbs.)	Pitch Diameter (in)		Stock Bore (In.)									
			(4L)	(5L)	1/2	5/8	3/4	7/8	15/16	1	1 1/8	1 3/16	1 1/4	1 3/8
BK19	2.05	.60	1.30	1.70	7807-	7807-3520	7807-3521	7807-	7807-	7807-	7807-	7807-	7807-	7807-
BK20	2.15	.70	1.40	1.80	3527	3528	3529	—	—	—	—	—	—	—
BK22	2.35	.90	1.60	2.00	3534	3535	3536	—	—	3538	—	—	—	—
BK23	2.45	.90	1.70	2.10	3539	3540	3541	3542	—	3543	—	—	—	—
BK24	2.55	.90	1.80	2.20	3545	3546	3547	—	—	—	—	—	—	—
BK25	2.65	1.10	1.90	2.30	3551	3552	3553	3554	—	3555	—	—	—	—
BK26	2.75	1.20	2.00	2.40	3565	3566	3567	3568	—	—	—	—	—	—
BK27	2.85	1.10	2.10	2.50	3575	3576	3577	3578	—	—	—	—	—	—
BK28	2.95	1.40	2.20	2.60	3587	3588	3589	3590	—	3592	3593	—	—	—
BK30	3.15	1.50	2.40	2.80	3597	3598	3599	3600	—	—	—	—	—	—
BK31	3.25	1.40	2.50	2.90	3907	3908	3909	3916	—	3917	3919	—	—	—
BK32	3.35	1.50	2.60	3.00	3621	3622	3623	3624	—	—	—	—	—	—
BK34	3.55	1.80	2.80	3.20	3611	3612	3613	3614	—	3616	3618	—	—	—
BK22	2.35	.80	1.60	2.00	7805-	7805-	7805-	7805-	7805-	7805-	7805-	7805-	7805-	7805-
BK24	2.55	.90	1.80	2.20	—	—	—	3548	—	3549	—	—	—	—

NOTE: Pitch diameter is a reference diameter only.

LIGHT DUTY V-BELT METAL



# Light Duty Sheaves - Bored-to-Size

**Product No. Series 7805 & 7807 (continued)**  
**One Groove "4L" - "5L" - Bored-to-Size (continued)**  
 (For use with No. 2 (4L) or No. 3 (5L) Section Truflex V-Belts.)

Part No.	Outside Diameter (in)	Weight (Lbs.)	Pitch Diameter (in)		Stock Bore (In.)												
			(4L)	(5L)	1/2	5/8	3/4	7/8	15/16	1	1 1/8	1 3/16	1 1/4	1 3/8	1 7/16		
					7805-	7805-	7805-	7805-	7805-	7805-	7805-	7805-	7805-	7805-	7805-	7805-	7805-
BK27	2.85	1.00	2.10	2.50	—	—	—	—	—	—	—	3581	—	—	—	—	—
BK30	3.15	1.30	2.40	2.80	—	—	—	—	—	—	3601	3602	—	—	—	—	—
BK32	3.35	1.50	2.60	3.00	—	—	—	—	—	—	3625	—	—	—	—	—	—
BK36	3.75	2.00	3.00	3.40	3930	3931	3932	3933	—	—	3934	3935	—	—	—	—	—
BK40	3.95	2.20	3.20	3.60	3635	3636	3637	3638	—	—	3640	3641	—	—	—	—	—
BK45	4.25	2.70	3.50	3.90	3950	3951	3952	3953	—	—	3954	3955	—	—	—	—	—
BK46	4.35	2.70	3.60	4.00	—	—	—	3959	—	—	—	—	—	—	—	—	—
BK47	4.45	2.90	3.70	4.10	5201	5202	5203	5204	—	—	5205	5238	—	—	—	—	—
BK48	4.55	2.90	3.80	4.20	—	3968	3969	3970	—	—	—	3961	—	—	—	—	—
BK50	4.75	3.20	4.00	4.40	3980	3981	3982	3983	3979	3984	3985	—	—	—	—	—	—
BK52	4.95	3.40	4.20	4.60	3683	3684	3685	3686	—	—	3688	3689	—	—	—	—	—
BK55	5.25	4.00	4.50	4.90	5206	5207	5208	5209	—	—	5210	5211	5239	—	—	—	—
BK57	5.45	4.10	4.70	5.10	—	5213	5214	5215	5240	—	5216	5217	—	—	—	—	—
BK60	5.75	4.60	5.00	5.40	4050	4051	4052	4053	—	—	4054	4055	4056	—	—	—	—
BK62	5.95	3.60	5.20	5.60	3731	3732	3733	3734	3692	3736	3737	3738	—	—	—	—	—
BK65	6.25	3.70	5.50	5.90	—	4071	4072	—	—	—	4074	4075	—	—	—	—	—
BK67	6.45	3.70	5.70	6.10	—	5218	5219	—	—	—	5221	5222	—	—	—	—	—
BK70	6.75	3.70	6.00	6.40	—	5001	5002	—	5241	5004	5005	5006	—	—	—	—	5008
BK72	6.95	3.80	6.20	6.60	—	—	5012	—	—	5014	5242	—	—	—	5243	—	5015
BK75	7.25	4.30	6.50	6.90	—	—	5224	—	—	5225	5244	—	—	—	—	—	5284
BK77	7.45	4.50	6.70	7.10	—	—	5246	—	—	5247	5248	—	—	—	5249	—	5285
BK80	7.75	5.10	7.00	7.40	—	5031	5032	5033	—	5034	5035	5036	5037	5250	—	—	5038
BK85	8.25	5.50	7.50	7.90	—	—	5226	—	—	5227	5251	5286	—	5252	—	—	5253
BK90	8.75	6.00	8.00	8.40	—	5287	5282	5043	5254	5044	5255	5256	—	5257	—	—	5258
BK95	9.25	6.30	8.50	8.90	—	—	5259	—	—	5260	5261	—	—	5262	—	—	5288
BK100	9.75	7.20	9.00	9.40	—	—	5092	5093	5263	5094	5095	5096	5097	5266	—	—	5098
BK105	10.25	7.70	9.50	9.90	—	—	—	—	—	5265	—	—	—	5283	—	—	5267
BK110	10.75	8.20	10.00	10.40	—	—	5102	—	—	5104	5268	5106	—	5269	—	—	5270
BK115	11.25	8.70	10.50	10.90	—	—	—	—	—	5271	—	—	—	5120	—	—	5272
BK120	11.75	9.20	11.00	11.40	—	—	5172	—	—	5174	—	5176	—	5175	—	—	5178
BK130	12.75	9.60	12.00	12.40	—	—	6002	—	—	—	6004	6005	6006	6007	—	—	6008
BK140	13.75	11.20	13.00	13.40	—	—	5273	—	—	—	5274	5275	5276	—	—	—	5277
BK160	15.75	11.20	15.00	15.40	—	—	—	—	—	—	5229	5278	5230	5233	—	—	5232
BK190	18.75	13.40	18.00	18.40	—	—	—	—	—	—	5234	—	5235	5281	—	—	5237

NOTE: Pitch diameter is a reference diameter only.

LIGHT DUTY V-BELT METAL

**Two Groove "4L" - "5L" - Bored-to-Size**  
 (For use with No. 2 (4L) or No. 3 (5L) Section Truflex V-Belts.)

Part No.	Outside Diameter (in)	Weight (Lbs.)	Pitch Diameter (in)		Stock Bore (In.)												
			(4L)	(5L)	1/2	5/8	3/4	7/8	1	1 1/8	1 3/16	1 3/8	1 7/16				
					7807-	7807-	7807-	7807-	7807-	7807-	7807-	7807-	7807-	7807-	7807-	7807-	7807-
2BK23	2.45	1.50	1.70	2.10	—	7209	—	7210	—	—	—	—	—	—	—	—	—
2BK25	2.65	1.70	1.90	2.30	7211	7212	7213	7214	7215	—	—	—	—	—	—	—	—
2BK26	2.75	1.40	2.00	2.40	—	7217	—	7218	—	7216	—	—	—	—	—	—	—
2BK27	2.85	2.00	2.10	2.50	7221	7222	7223	7224	7225	7836	—	—	—	—	—	—	—
2BK28	2.95	2.10	2.20	2.60	7231	7232	7233	7234	7235	7236	—	—	—	—	—	—	—
2BK30	3.15	2.40	2.40	2.80	7837	7838	7839	7840	7841	7842	—	—	—	—	—	—	—
2BK32	3.35	2.70	2.60	3.00	—	7812	7813	7814	7815	7816	—	—	—	—	—	—	—
2BK34	3.55	3.10	2.80	3.20	—	7822	7823	7824	7825	7826	—	—	—	—	—	—	—
2BK36	3.75	3.50	3.00	3.40	—	7827	—	—	—	—	—	—	—	—	—	—	—
2BK40	3.95	3.30	3.20	3.60	—	7830	7831	7832	7833	7834	—	—	—	7835	—	—	—
2BK36	3.75	3.40	3.00	3.40	—	—	7273	7274	7275	7276	—	—	—	7351	—	—	—
2BK45	4.25	3.70	3.50	3.90	—	—	—	—	7277	7281	—	—	—	7282	—	—	—
2BK47	4.45	4.10	3.70	4.10	—	—	—	7284	7285	7286	—	—	—	—	—	—	—
2BK50	4.75	4.50	4.00	4.40	—	—	7288	—	7290	7291	—	—	—	7292	—	—	—

NOTE: Pitch diameter is a reference diameter only.



# Light Duty Sheaves - Bored-to-Size

**Product No. Series 7805 & 7807 (continued)**  
**Two Groove "4L" - "5L" - Bored-to-Size (continued)**  
 (For use with No. 2 (4L) or No. 3 (5L) Section Truflex V-Belts.)

Part No.	Outside Diameter (in)	Weight (Lbs.)	Pitch Diameter (in)		Stock Bore (In.)								
			(4L)	(5L)	1/2	5/8	3/4	7/8	1	1 1/8	1 3/16	1 3/8	1 7/16
2BK52	4.95	4.80	4.20	4.60	7805-	7805-	7805-	7805-	7805-	7805-	7805-	7805-	7805-
2BK55	5.25	5.20	4.50	4.90	—	—	—	—	—	7301	—	7352	—
2BK57	5.45	5.70	4.70	5.10	—	—	—	—	7304	7305	—	7353	—
2BK60	5.75	6.40	5.00	5.40	—	—	7306	7307	7308	7309	—	7354	—
2BK62	5.95	6.60	5.20	5.60	—	—	—	—	7355	7356	—	7357	—
2BK65	6.25	5.30	5.50	5.90	—	—	—	—	7312	7313	—	7358	—
2BK67	6.45	5.40	5.70	6.10	—	—	—	—	7315	7316	—	7359	—
2BK70	6.75	6.40	6.00	6.40	—	—	7317	—	7318	7360	7319	7361	7320
2BK80	7.75	7.70	7.00	7.40	—	—	7321	—	7323	7362	7324	7363	7325
2BK90	8.75	8.70	8.00	8.40	—	—	7326	—	7327	7364	7328	7365	7329
2BK100	9.75	9.90	9.00	9.40	—	—	7330	—	7332	—	7333	7366	7334
2BK110	10.75	10.80	10.00	10.40	—	—	—	—	7335	—	7336	—	7337
2BK120	11.75	12.00	11.00	11.40	—	—	—	—	7339	—	7340	—	7341
2BK130	12.75	13.80	12.00	12.40	—	—	—	—	7367	—	7368	—	7369
2BK140	13.75	14.90	13.00	13.40	—	—	—	—	7342	—	7343	—	7344
2BK160	15.75	17.70	15.00	15.40	—	—	—	—	7345	—	7346	—	7347
2BK190	18.75	21.10	18.00	18.40	—	—	—	—	—	—	7349	—	7350

NOTE: Pitch diameter is a reference diameter only.

LIGHT DUTY V-BELT METAL



# Light Duty Sheaves - Variable Pitch

**Notes**

Details shown which do not affect drive function or overall weight may be changed without notification.

**Product No. Series 7810**

**One Groove "3L" - "4L" - "5L" - Pitch**

(For use with No. 1 (3L), No. 2 (4L) or No. 3 (5L) Section Truflex V-Belts.)

Part No.	Outside Diameter (in)	Weight (Lbs.)	Pitch Diameter (in)						Stock Bore (In.)									
			(3L) Min.	(3L) Max.	(4L) Min.	(4L) Max.	(5L) Min.	(5L) Max.	1/2	5/8	3/4	7/8	1	1 1/8	1 1/4	1 3/8	1 5/8	
1VP25	2.32	1.23	1.40	2.20	—	—	—	—	7810-	7810-	7810-	7810-	7810-	7810-	7810-	7810-	7810-	7810-
1VP30	2.87	1.27	1.80	2.70	—	—	—	—	1108	1110	1112	—	—	—	—	—	—	—
1VP34	3.15	1.55	1.70	2.50	1.90	2.90	2.40	3.20	1208	1210	1212	—	—	—	—	—	—	—
1VP40	3.75	2.10	2.30	3.10	2.40	3.40	2.70	2.70	1308	1310	1312	1314	1316	1318	—	—	—	—
1VP44	4.15	2.60	2.70	3.50	2.80	3.80	3.10	4.10	1408	1410	1412	1414	1416	1418	—	—	—	—
1VP50	4.75	3.30	3.30	4.10	3.40	4.40	3.70	4.70	1508	1510	1512	1514	1516	1518	—	—	—	—
1VP56	5.35	4.30	3.90	4.70	4.00	5.00	4.30	5.30	1608	1610	1612	1614	1616	1618	—	—	—	—
1VP60	6.00	1.90	—	—	4.30	5.48	4.71	5.92	1708	1710	1712	1714	1716	1718	—	—	—	—
1VP62	5.95	6.65	4.50	5.30	4.60	5.60	4.90	5.90	—	1720	1722	1724	—	1728	—	1732	1734	—
1VP65	6.50	7.35	—	—	4.70	5.70	4.80	6.00	—	1810	1812	1814	1816	1818	1822	1823	—	—
1VP68	6.55	7.80	5.10	5.90	5.20	6.20	5.50	6.50	—	1830	1832	1834	—	1838	—	1839	1841	—
1VP71	7.10	9.75	—	—	5.30	6.30	5.40	6.60	—	1840	1842	1844	1846	1848	1852	1855	—	—
1VP75	7.50	10.75	—	—	5.70	6.70	5.80	7.00	—	1882	1884	—	1888	—	1892	1894	—	—
									—	1862	1864	1867	1868	—	1873	1875	—	—

NOTE: Pitch diameter is a reference diameter only. The minimum recommended pitch diameters should be observed for the specific belt section used.

**Two Groove "3L" - "4L" - "5L" - Pitch**

(For use with No. 1 (3L), No. 2 (4L) or No. 3 (5L) Section Truflex V-Belts.)

Part No.	Outside Diameter (in)	Weight (Lbs.)	Pitch Diameter (in)						Stock Bore (In.)									
			(3L) Min.	(3L) Max.	(4L) Min.	(4L) Max.	(5L) Min.	(5L) Max.	1/2	5/8	3/4	7/8	1	1 1/8	1 1/4	1 3/8	1 5/8	
2VP36	3.35	3.85	1.90	2.70	2.00	3.00	2.50	3.50	7810-	7810-	7810-	7810-	7810-	7810-	7810-	7810-	7810-	7810-
2VP42	3.95	4.60	2.50	3.30	2.60	3.60	2.90	3.90	4358	4360	4362	4364	4366	4368	—	—	—	—
2VP50	4.75	6.45	3.30	4.10	3.40	4.40	3.70	4.70	—	4420	4422	4424	4426	4428	—	—	—	—
2VP56	5.35	7.95	3.90	4.70	4.00	5.00	4.30	5.30	—	4610	4612	4614	4616	4618	—	—	—	—
2VP60	6.00	11.95	—	—	4.20	5.20	4.30	5.50	—	4720	4722	4724	4726	4728	—	4732	4734	—
2VP62	5.95	11.85	4.50	5.30	4.60	5.60	4.90	5.90	—	4742	4744	4746	4748	—	4752	4754	—	—
2VP65	6.50	13.00	—	—	4.70	5.70	4.80	6.00	—	4812	4814	4816	4818	4830	4832	—	—	—
2VP68	6.55	11.70	5.07	6.02	5.37	6.55	5.81	6.61	—	4824	—	4828	—	4828	—	4829	4834	—
2VP71	7.10	15.49	—	—	5.30	6.30	5.40	6.60	—	4843	4844	4846	4848	—	4852	4854	—	—
2VP75	7.50	16.50	—	—	5.40	6.58	5.84	7.05	—	4884	—	4888	—	4888	—	4892	4894	—
									—	4867	4868	—	4867	4868	—	4872	4874	—

NOTE: Pitch diameter is a reference diameter only. The minimum recommended pitch diameters should be observed for the specific belt section used.

LIGHT DUTY V-BELT METAL



# Light Duty Sheaves - QT Bushed

**Notes**

Details shown which do not affect drive function or overall weight may be changed without notification.  
 QT Type bushings are sold separately.

**Product No. Series 7819****One Groove "3L" - "4L" Taper Bushed**

(For use with No. 1 (3L) or No. 2 (4L) Section Truflex V-Belts.)

Part No.	Product No.	Outside Dia. (in)	Pitch Diameter (in) (3L)	Pitch Diameter (in) (4L)	Weight (Lbs.)
AK30QT	7819-0030	3.05	2.46	2.80	1.300
AK32QT	7819-0032	3.25	2.66	3.00	1.400
AK34QT	7819-0034	3.45	2.86	3.20	1.000
AK39QT	7819-0100	3.75	3.16	3.50	1.300
AK41QT	7819-0101	3.95	3.36	3.70	1.500
AK44QT	7819-0102	4.25	3.66	4.00	2.000
AK46QT	7819-0103	4.45	3.86	4.20	1.800
AK49QT	7819-0104	4.75	4.16	4.50	2.000
AK51QT	7819-0105	4.95	4.36	4.70	2.100
AK54QT	7819-0106	5.25	4.66	5.00	2.400
AK56QT	7819-0107	5.45	4.86	5.20	2.500
AK59QT	7819-0108	5.75	5.16	5.50	2.800
AK61QT	7819-0109	5.95	5.36	5.70	2.200
AK64QT	7819-0110	6.25	5.66	6.00	2.300
AK66QT	7819-0111	6.45	5.86	6.20	2.400
AK69QT	7819-0112	6.75	6.16	6.50	2.500
AK71QT	7819-0113	6.95	6.36	6.70	2.800
AK74QT	7819-0114	7.25	6.66	7.00	3.200
AK79QT	7819-0115	7.75	7.16	7.50	3.400
AK84QT	7819-0118	8.25	7.66	8.00	3.600
AK89QT	7819-0116	8.75	8.16	8.50	3.900
AK94QT	7819-0120	9.25	8.66	9.00	4.200
AK99QT	7819-0121	9.75	9.16	9.50	4.400
AK104QT	7819-0122	10.25	9.66	10.00	4.700
AK109QT	7819-0123	10.75	10.16	10.50	4.900
AK114QT	7819-0124	11.25	10.66	11.00	5.200
AK124QT	7819-0126	12.25	11.66	12.00	6.100
AK134QT	7819-0128	13.25	12.66	13.00	6.600
AK144QT	7819-0130	14.25	13.66	14.00	7.600
AK154QT	7819-0131	15.25	14.66	15.00	9.300
AK184QT	7819-0133	18.25	17.66	18.00	10.600

NOTE: Pitch diameter is a reference diameter only.

**One Groove "4L" - "5L" Taper Bushed**

(For use with No. 2 (4L) or No. 3 (5L) Section Truflex V-Belts.)

Part No.	Product No.	Outside Dia. (in)	Pitch Diameter (in) (4L)	Pitch Diameter (in) (5L)	Weight (Lbs.)
BK30QT	7819-0140	3.15	2.40	2.80	1.400
BK32QT	7819-0142	3.35	2.60	3.00	1.500
BK34QT	7819-0144	3.55	2.80	3.20	1.700
BK36QT	7819-0150	3.75	3.00	3.40	1.400
BK40QT	7819-0151	3.95	3.20	3.60	1.600
BK45QT	7819-0152	4.25	3.50	3.90	2.000
BK47QT	7819-0153	4.45	3.70	4.10	1.900
BK50QT	7819-0154	4.75	4.00	4.40	2.100
BK52QT	7819-0155	4.95	4.20	4.60	2.200
BK55QT	7819-0156	5.25	4.50	4.90	2.500
BK57QT	7819-0157	5.45	4.70	5.10	2.600
BK60QT	7819-0158	5.75	5.00	5.40	2.900
BK62QT	7819-0159	5.95	5.20	5.60	3.100
BK65QT	7819-0160	6.25	5.50	5.90	3.400
BK67QT	7819-0161	6.45	5.70	6.10	3.600

NOTE: Pitch diameter is a reference diameter only.

## Light Duty Sheaves - QT Bushed

### Product No. Series 7819 (continued)

#### One Groove "4L" - "5L" Taper Bushed (continued)

(For use with No. 2 (4L) or No. 3 (5L) Section Truflex V-Belts.)

Part No.	Product No.	Outside Dia. (in)	Pitch Diameter (in) (4L)	Pitch Diameter (in) (5L)	Weight (Lbs.)
BK70QT	7819-0162	6.75	6.00	6.40	2.900
BK72QT	7819-0163	6.95	6.20	6.60	3.000
BK75QT	7819-0164	7.25	6.50	6.90	3.200
BK77QT	7819-0165	7.45	6.70	7.10	3.400
BK80QT	7819-0166	7.75	7.00	7.40	3.700
BK85QT	7819-0168	8.25	7.50	7.90	4.000
BK90QT	7819-0169	8.75	8.00	8.40	4.300
BK95QT	7819-0170	9.25	8.50	8.90	4.600
BK100QT	7819-0171	9.75	9.00	9.40	4.900
BK105QT	7819-0172	10.25	9.50	9.90	5.300
BK110QT	7819-0173	10.75	10.00	10.40	5.600
BK115QT	7819-0174	11.25	10.50	10.90	5.900
BK120QT	7819-0175	11.75	11.00	11.40	6.200
BK130QT	7819-0177	12.75	12.00	12.40	7.300
BK140QT	7819-0179	13.75	13.00	13.40	8.200
BK150QT	7819-0180	14.75	14.00	14.40	9.000
BK160QT	7819-0182	15.75	15.00	15.40	9.700
BK190QT	7819-0184	18.75	18.00	18.40	11.700

NOTE: Pitch diameter is a reference diameter only.

### Two Groove "3L" - "4L" Taper Bushed

(For use with No. 1 (3L) or No. 2 (4L) Section Truflex V-Belts.)

Part No.	Product No.	Outside Dia. (in)	Pitch Diameter (in) (3L)	Pitch Diameter (in) (4L)	Weight (Lbs.)
2AK30QT	7819-0197	3.05	2.46	2.80	1.700
2AK32QT	7819-0198	3.25	2.66	3.00	1.900
2AK34QT	7819-0199	3.45	2.86	3.20	1.500
2AK39QT	7819-0200	3.75	3.16	3.50	1.900
2AK41QT	7819-0201	3.95	3.36	3.70	2.100
2AK44QT	7819-0202	4.25	3.66	4.00	2.400
2AK46QT	7819-0203	4.45	3.86	4.20	2.600
2AK49QT	7819-0204	4.75	4.16	4.50	3.000
2AK51QT	7819-0205	4.95	4.36	4.70	3.300
2AK54QT	7819-0206	5.25	4.66	5.00	3.800
2AK56QT	7819-0207	5.45	4.86	5.20	4.100
2AK59QT	7819-0208	5.75	5.16	5.50	3.300
2AK61QT	7819-0209	5.95	5.36	5.70	3.400
2AK64QT	7819-0210	6.25	5.66	6.00	3.800
2AK74QT	7819-0214	7.25	6.66	7.00	4.600
2AK84QT	7819-0218	8.25	7.66	8.00	5.400
2AK94QT	7819-0220	9.25	8.66	9.00	6.200
2AK104QT	7819-0222	10.25	9.66	10.00	7.100
2AK114QT	7819-0224	11.25	10.66	11.00	7.800
2AK124QT	7819-0226	12.25	11.66	12.00	8.700
2AK134QT	7819-0228	13.25	12.66	13.00	9.500
2AK144QT	7819-0230	14.25	13.66	14.00	10.700
2AK154QT	7819-0231	15.25	14.66	15.00	12.300
2AK184QT	7819-0233	18.25	17.66	18.00	15.500

NOTE: Pitch diameter is a reference diameter only.



## Light Duty Sheaves - QT Bushed

### Product No. Series 7819 (continued)

#### Two Groove "4L" - "5L" Taper Bushed

(For use with No. 2 (4L) or No. 3 (5L) Section Truflex V-Belts.)

Part No.	Product No.	Outside Dia. (in)	Pitch Diameter (in) (4L)	Pitch Diameter (in) (5L)	Weight (Lbs.)
2BK32QT	7819-0248	3.35	2.60	3.00	2.400
2BK34QT	7819-0249	3.55	2.80	3.20	2.600
2BK36QT	7819-0250	3.75	3.00	3.40	2.300
2BK40QT	7819-0251	3.95	3.20	3.60	2.600
2BK45QT	7819-0252	4.25	3.50	3.90	3.100
2BK47QT	7819-0253	4.45	3.70	4.10	3.400
2BK50QT	7819-0254	4.75	4.00	4.40	3.600
2BK52QT	7819-0255	4.95	4.20	4.60	3.900
2BK55QT	7819-0256	5.25	4.50	4.90	4.500
2BK57QT	7819-0257	5.45	4.70	5.10	4.800
2BK60QT	7819-0258	5.75	5.00	5.40	5.300
2BK62QT	7819-0259	5.95	5.20	5.60	5.700
2BK65QT	7819-0260	6.25	5.50	5.90	4.900
2BK67QT	7819-0261	6.45	5.70	6.10	5.000
2BK70QT	7819-0262	6.75	6.00	6.40	5.400
2BK72QT	7819-0285	6.95	6.20	6.60	5.500
2BK80QT	7819-0266	7.75	7.00	7.40	6.600
2BK90QT	7819-0269	8.75	8.00	8.40	7.600
2BK100QT	7819-0271	9.75	9.00	9.40	8.900
2BK110QT	7819-0273	10.75	10.00	10.40	9.900
2BK120QT	7819-0275	11.75	11.00	11.40	11.000
2BK130QT	7819-0277	12.75	12.00	12.40	12.300
2BK140QT	7819-0279	13.75	13.00	13.40	13.400
2BK160QT	7819-0282	15.75	15.00	15.40	16.200
2BK190QT	7819-0284	18.75	18.00	18.40	20.000

NOTE: Pitch diameter is a reference diameter only.



# QD® Bushings - English Sizes

**Notes**

Details shown which do not affect drive function or overall weight may be changed without notification.

**WARNING:** Excessive cap-screw torque can cause sheave and/or bushing to break.

Use of lubricants can result in sheave breakage.

**Product No. Series 7838 & 7839**

**NOTE: Bushings with standard keyseats do not include keys.**

Part No.	Product No.	Bore (in)	Weight (Lbs.)	Part No.	Product No.	Bore (in)	Weight (Lbs.)
E.7/8	7839-1014	7/8	11.800	F 2.1/2	7839-2208	2 1/2	15.370
E 1.	7839-1100	1	11.650	F 2.5/8	7839-2210	2 5/8	14.860
E 1.1/16	7839-1101	1 1/16	11.500	F 2.11/16	7839-2211	2 11/16	13.420
E 1.1/8	7839-1102	1 1/8	11.460	F 2.3/4	7839-2212	2 3/4	14.370
E 1.3/16	7839-1103	1 3/16	11.400	F 2.13/16	7839-2213	2 13/16	14.000
E 1.1/4	7839-1104	1 1/4	11.330	F 2.7/8	7839-2214	2 7/8	13.750
E 1.5/16	7839-1105	1 5/16	11.260	F 2.15/16	7839-2215	2 15/16	13.470
E 1.3/8	7839-1106	1 3/8	11.130	F 3.	7839-2300	3	13.200
E 1.7/16	7839-1107	1 7/16	10.940	F 3.1/8	7839-2302	3 1/8	12.670
E 1.1/2	7839-1108	1 1/2	10.860	F 3.3/16	7839-2303	3 3/16	14.000
E 1.5/8	7839-1110	1 5/8	10.690	F 3.1/4	7839-2304	3 1/4	12.000
E 1.11/16	7839-1111	1 11/16	10.560	<sup>12</sup> F 3.3/8	7839-2306	3 3/8	12.050
E 1.3/4	7839-1112	1 3/4	10.460	<sup>12</sup> F 3.7/16	7839-2307	3 7/16	11.730
E 1.7/8	7839-1114	1 7/8	10.160	<sup>12</sup> F 3.1/2	7839-2308	3 1/2	11.170
E 1.15/16	7839-1115	1 15/16	9.990	<sup>12</sup> F 3.5/8	7839-2310	3 5/8	10.530
E 2.	7839-1200	2	9.940	<sup>12</sup> F 3.11/16	7839-2311	3 11/16	14.000
E 2.1/8	7839-1202	2 1/8	9.620	<sup>12</sup> F 3.3/4	7839-2312	3 3/4	9.890
E 2.3/16	7839-1203	2 3/16	9.420	<sup>12</sup> F 3.7/8	7839-2314	3 7/8	9.260
E 2.1/4	7839-1204	2 1/4	9.280	<sup>12</sup> F 3.15/16	7839-2315	3 15/16	8.110
E 2.5/16	7839-1205	2 5/16	9.070	<sup>13</sup> F 4.	7839-2400	4	7.960
E 2.3/8	7839-1206	2 3/8	8.950	J 1.1/2	7839-3108	1 1/2	28.970
E 2.7/16	7839-1207	2 7/16	8.770	J 1.5/8	7839-3110	1 5/8	28.610
E 2.1/2	7839-1208	2 1/2	8.610	J 1.3/4	7839-3112	1 3/4	28.280
E 2.5/8	7839-1210	2 5/8	8.230	J 1.7/8	7839-3114	1 7/8	27.790
E 2.11/16	7839-1211	2 11/16	8.050	J 1.15/16	7839-3115	1 15/16	27.530
E 2.3/4	7839-1212	2 3/4	7.900	J 2.	7839-3200	2	27.330
E 2.7/8	7839-1214	2 7/8	7.320	J 2.1/8	7839-3202	2 1/8	26.740
<sup>12</sup> E 2.15/16	7839-1215	2 15/16	7.530	J 2.3/16	7839-3203	2 3/16	26.370
<sup>12</sup> E 3.	7839-1300	3	7.310	J 2.1/4	7839-3204	2 1/4	26.320
<sup>12</sup> E 3.1/8	7839-1302	3 1/8	6.900	J 2.3/8	7839-3206	2 3/8	25.650
<sup>12</sup> E 3.3/16	7839-1303	3 3/16	6.690	J 2.7/16	7839-3207	2 7/16	25.380
<sup>12</sup> E 3.1/4	7839-1304	3 1/4	6.480	J 2.1/2	7839-3208	2 1/2	25.050
<sup>12</sup> E 3.5/16	7839-1305	3 5/16	6.100	J 2.5/8	7839-3210	2 5/8	24.500
<sup>12</sup> E 3.3/8	7839-1306	3 3/8	6.100	J 2.11/16	7839-3211	2 11/16	24.180
<sup>12</sup> E 3.7/16	7839-1307	3 7/16	5.860	J 2.3/4	7839-3212	2 3/4	23.860
<sup>12</sup> E 3.1/2	7839-1308	3 1/2	5.630	J 2.7/8	7839-3214	2 7/8	23.150
F 1.	7839-2100	1	19.410	J 2.15/16	7839-3215	2 15/16	22.730
F 1.1/8	7839-2102	1 1/8	19.150	J 3.	7839-3300	3	22.430
F 1.3/16	7839-2103	1 3/16	18.000	J 3.1/8	7839-3302	3 1/8	21.680
F 1.1/4	7839-2104	1 1/4	18.990	J 3.3/16	7839-3303	3 3/16	21.350
F 1.3/8	7839-2106	1 3/8	18.680	J 3.1/4	7839-3304	3 1/4	20.980
F 1.7/16	7839-2107	1 7/16	18.560	J 3.3/8	7839-3306	3 3/8	20.100
F 1.1/2	7839-2108	1 1/2	18.480	J 3.7/16	7839-3307	3 7/16	19.710
F 1.9/16	7839-2109	1 9/16	14.000	J 3.1/2	7839-3308	3 1/2	19.250
F 1.5/8	7839-2110	1 5/8	18.150	J 3.5/8	7839-3310	3 5/8	18.440
F 1.11/16	7839-2111	1 11/16	17.910	J 3.11/16	7839-3311	3 11/16	18.040
F 1.3/4	7839-2112	1 3/4	16.770	J 3.3/4	7839-3312	3 3/4	17.620
F 1.13/16	7839-2113	1 13/16	17.620	<sup>12</sup> J 3.7/8	7839-3314	3 7/8	17.800
F 1.7/8	7839-2114	1 7/8	16.410	<sup>12</sup> J 3.15/16	7839-3315	3 15/16	17.140
F 1.15/16	7839-2115	1 15/16	17.230	<sup>12</sup> J 4.	7839-3400	4	16.620
F 2.	7839-2200	2	16.970	<sup>12</sup> J 4.1/8	7839-3402	4 1/8	15.690
F 2.1/8	7839-2202	2 1/8	16.700	<sup>12</sup> J 4.3/16	7839-3403	4 3/16	14.550
F 2.3/16	7839-2203	2 3/16	16.540	<sup>12</sup> J 4.1/4	7839-3404	4 1/4	14.680
F 2.1/4	7839-2204	2 1/4	16.250	<sup>12</sup> J 4.3/8	7839-3406	4 3/8	14.000
F 2.5/16	7839-2205	2 5/16	15.960	<sup>12</sup> J 4.7/16	7839-3407	4 7/16	13.180
F 2.3/8	7839-2206	2 3/8	15.790	<sup>12</sup> J 4.1/2	7839-3408	4 1/2	12.670
F 2.7/16	7839-2207	2 7/16	15.560	JA.1/2	7838-0008	1/2	.460

<sup>12</sup> Shallow keyway.  
<sup>13</sup> No keyway.

BUSHINGS



# QD® Bushings - English Sizes

## Product No. Series 7838 & 7839 (continued)

Part No.	Product No.	Bore (in.)	Weight (Lbs.)	Part No.	Product No.	Bore (in.)	Weight (Lbs.)
JA.9/16	7838-0009	9/16	.460	N 4.15/16	7839-5415	4 15/16	56.060
JA.5/8	7838-0010	5/8	.450	N 5.	7839-5500	5	54.890
JA.11/16	7838-0011	11/16	.430	N 5.1/8	7839-5502	5 1/8	52.000
JA.3/4	7838-0012	3/4	.410	N 5.1/4	7839-5504	5 1/4	70.000
JA.13/16	7838-0013	13/16	.400	<sup>12</sup> N 5.1/2	7839-5508	5 1/2	49.020
JA.7/8	7838-0014	7/8	.370	N 5.3/4	7839-5512	5 3/4	80.000
JA.15/16	7838-0015	15/16	.350	<sup>12</sup> N 5.7/8	7839-5514	5 7/8	44.000
JA 1.	7838-0100	1	.330	P 3.7/16	7839-6307	3 7/16	134.000
<sup>12</sup> JA 1.1/16	7838-0101	1 1/16	.340	P 3.15/16	7839-6315	3 15/16	122.000
<sup>12</sup> JA 1.1/8	7838-0102	1 1/8	.310	P 4.7/16	7839-6407	4 7/16	114.000
<sup>12</sup> JA 1.3/16	7838-0103	1 3/16	.290	P 4.1/2	7839-6408	4 1/2	125.000
<sup>13</sup> JA 1.1/4	7838-0104	1 1/4	.250	P 4.15/16	7839-6415	4 15/16	104.000
M 2.	7839-4200	2	62.490	P 5.	7839-6500	5	125.000
M 2.3/16	7839-4203	2 3/16	61.380	P 5.1/2	7839-6508	5 1/2	125.000
M 2.1/4	7839-4204	2 1/4	61.140	P 5.15/16	7839-6515	5 15/16	86.840
M 2.3/8	7839-4206	2 3/8	60.320	<sup>12</sup> P 6.	7839-6600	6	70.000
M 2.7/16	7839-4207	2 7/16	59.970	P 6.1/2	7839-6608	6 1/2	125.000
M 2.1/2	7839-4208	2 1/2	59.480	<sup>12</sup> P 7.	7839-6700	7	68.000
M 2.5/8	7839-4210	2 5/8	58.690	SD.1/2	7838-3008	1/2	2.070
M 2.11/16	7839-4211	2 11/16	47.800	SD.9/16	7838-3009	9/16	2.050
M 2.3/4	7839-4212	2 3/4	57.860	SD.5/8	7838-3010	5/8	2.030
M 2.7/8	7839-4214	2 7/8	29.070	SD.11/16	7838-3011	11/16	2.000
M 2.15/16	7839-4215	2 15/16	56.170	SD.3/4	7838-3012	3/4	1.960
M 3.	7839-4300	3	55.550	SD.13/16	7838-3013	13/16	2.010
M 3.1/8	7839-4302	3 1/8	54.000	SD.7/8	7838-3014	7/8	1.880
M 3.3/16	7839-4303	3 3/16	53.840	SD.15/16	7838-3015	15/16	1.850
M 3.1/4	7839-4304	3 1/4	53.420	SD 1.	7838-3100	1	1.800
M 3.3/8	7839-4306	3 3/8	52.210	SD 1.1/16	7838-3101	1 1/16	1.790
M 3.7/16	7839-4307	3 7/16	51.610	SD 1.1/8	7838-3102	1 1/8	1.720
M 3.1/2	7839-4308	3 1/2	51.120	SD 1.3/16	7838-3103	1 3/16	1.670
M 3.5/8	7839-4310	3 5/8	50.080	SD 1.1/4	7838-3104	1 1/4	1.620
M 3.11/16	7839-4311	3 11/16	49.000	SD 1.5/16	7838-3105	1 5/16	1.550
M 3.3/4	7839-4312	3 3/4	48.470	SD 1.3/8	7838-3106	1 3/8	1.500
M 3.7/8	7839-4314	3 7/8	47.030	SD 1.7/16	7838-3107	1 7/16	1.440
M 3.15/16	7839-4315	3 15/16	46.260	SD 1.1/2	7838-3108	1 1/2	1.360
M 4.	7839-4400	4	47.800	SD 1.9/16	7838-3109	1 9/16	1.290
M 4.1/8	7839-4402	4 1/8	44.240	SD 1.5/8	7838-3110	1 5/8	1.290
M 4.3/16	7839-4403	4 3/16	43.640	<sup>12</sup> SD 1.11/16	7838-3111	1 11/16	1.270
M 4.1/4	7839-4404	4 1/4	42.810	<sup>12</sup> SD 1.3/4	7838-3112	1 3/4	1.280
M 4.3/8	7839-4406	4 3/8	41.460	<sup>12</sup> SD 1.13/16	7838-3113	1 13/16	1.150
M 4.7/16	7839-4407	4 7/16	40.600	<sup>12</sup> SD 1.7/8	7838-3114	1 7/8	1.070
M 4.1/2	7839-4408	4 1/2	39.890	<sup>12</sup> SD 1.15/16	7838-3115	1 15/16	1.000
M 4.11/16	7839-4411	4 11/16	36.980	<sup>13</sup> SD 2.	7838-3200	2	1.300
M 4.3/4	7839-4412	4 3/4	36.250	SDS.1/2	7838-2008	1/2	1.650
<sup>12</sup> M 4.7/8	7839-4414	4 7/8	36.890	SDS.9/16	7838-2009	9/16	1.650
<sup>12</sup> M 4.15/16	7839-4415	4 15/16	36.780	SDS.5/8	7838-2010	5/8	1.610
<sup>12</sup> M 5.	7839-4500	5	35.490	SDS.11/16	7838-2011	11/16	1.600
<sup>12</sup> M 5.1/4	7839-4504	5 1/4	31.800	SDS.3/4	7838-2012	3/4	1.580
<sup>12</sup> M 5.7/16	7839-4507	5 7/16	29.060	SDS.13/16	7838-2013	13/16	1.540
<sup>12</sup> M 5.1/2	7839-4508	5 1/2	28.040	SDS.7/8	7838-2014	7/8	1.540
N 2.7/16	7839-5207	2 7/16	87.570	SDS.15/16	7838-2015	15/16	1.500
N 2.15/16	7839-5215	2 15/16	80.000	SDS 1.	7838-2100	1	1.460
N 3.7/16	7839-5307	3 7/16	80.000	SDS 1.1/16	7838-2101	1 1/16	1.430
N 3.3/4	7839-5312	3 3/4	80.000	SDS 1.1/8	7838-2102	1 1/8	1.380
N 3.7/8	7839-5314	3 7/8	80.000	SDS 1.3/16	7838-2103	1 3/16	1.360
N 3.15/16	7839-5315	3 15/16	80.000	SDS 1.1/4	7838-2104	1 1/4	1.320
N 4.	7839-5400	4	80.000	SDS 1.5/16	7838-2105	1 5/16	1.260
N 4.3/16	7839-5403	4 3/16	80.000	SDS 1.3/8	7838-2106	1 3/8	1.240
N 4.1/4	7839-5404	4 1/4	80.000	SDS 1.7/16	7838-2107	1 7/16	1.190
N 4.7/16	7839-5407	4 7/16	64.230	SDS 1.1/2	7838-2108	1 1/2	1.150
N 4.1/2	7839-5408	4 1/2	60.000	SDS 1.9/16	7838-2109	1 9/16	1.110
N 4.3/4	7839-5412	4 3/4	80.000	SDS 1.5/8	7838-2110	1 5/8	1.080
N 4.7/8	7839-5414	4 7/8	80.000	<sup>12</sup> SDS 1.11/16	7838-2111	1 11/16	1.080

<sup>12</sup> Shallow keyway.  
<sup>13</sup> No keyway.



# QD® Bushings - English Sizes

## Product No. Series 7838 & 7839 (continued)

Part No.	Product No.	Bore (in)	Weight (Lbs.)	Part No.	Product No.	Bore (in)	Weight (Lbs.)
<sup>12</sup> SDS 1.3/4	7838-2112	1 3/4	1.020	SH 1.1/8	7838-1102	1 1/8	.910
<sup>12</sup> SDS 1.13/16	7838-2113	1 13/16	.980	SH 1.3/16	7838-1103	1 3/16	.880
<sup>12</sup> SDS 1.7/8	7838-2114	1 7/8	.920	SH 1.1/4	7838-1104	1 1/4	.840
<sup>12</sup> SDS 1.15/16	7838-2115	1 15/16	.870	SH 1.5/16	7838-1105	1 5/16	.820
<sup>13</sup> SDS 2.	7838-2200	2	.770	SH 1.3/8	7838-1106	1 3/8	.800
SF.1/2	7838-5008	1/2	5.270	<sup>12</sup> SH 1.7/16	7838-1107	1 7/16	.790
SF.5/8	7838-5010	5/8	5.220	<sup>12</sup> SH 1.1/2	7838-1108	1 1/2	.750
SF.11/16	7838-5011	11/16	5.200	<sup>12</sup> SH 1.9/16	7838-1109	1 9/16	.900
SF.3/4	7838-5012	3/4	5.170	<sup>12</sup> SH 1.5/8	7838-1110	1 5/8	.640
SF.7/8	7838-5014	7/8	5.080	<sup>13</sup> SH 1.11/16	7838-1111	1 11/16	.550
SF.15/16	7838-5015	15/16	5.050	SK.1/2	7838-4008	1/2	3.770
SF 1.	7838-5100	1	5.000	SK.5/8	7838-4010	5/8	3.720
SF 1.1/8	7838-5102	1 1/8	4.900	SK.11/16	7838-4011	11/16	3.700
SF 1.3/16	7838-5103	1 3/16	4.830	SK.3/4	7838-4012	3/4	3.610
SF 1.1/4	7838-5104	1 1/4	4.770	SK.13/16	7838-4013	13/16	3.530
SF 1.5/16	7838-5105	1 5/16	4.710	SK.7/8	7838-4014	7/8	3.580
SF 1.3/8	7838-5106	1 3/8	4.610	SK.15/16	7838-4015	15/16	3.520
SF 1.7/16	7838-5107	1 7/16	4.570	SK 1.	7838-4100	1	3.450
SF 1.1/2	7838-5108	1 1/2	4.480	SK 1.1/16	7838-4101	1 1/16	3.410
SF 1.9/16	7838-5109	1 9/16	4.420	SK 1.1/8	7838-4102	1 1/8	3.370
SF 1.5/8	7838-5110	1 5/8	4.320	SK 1.3/16	7838-4103	1 3/16	3.310
SF 1.11/16	7838-5111	1 11/16	4.310	SK 1.1/4	7838-4104	1 1/4	3.310
SF 1.3/4	7838-5112	1 3/4	4.160	SK 1.5/16	7838-4105	1 5/16	3.180
SF 1.13/16	7838-5113	1 13/16	4.060	SK 1.3/8	7838-4106	1 3/8	3.120
SF 1.7/8	7838-5114	1 7/8	4.000	SK 1.7/16	7838-4107	1 7/16	3.080
SF 1.15/16	7838-5115	1 15/16	3.870	SK 1.1/2	7838-4108	1 1/2	3.000
SF 2.	7838-5200	2	3.780	SK 1.9/16	7838-4109	1 9/16	2.950
SF 2.1/16	7838-5201	2 1/16	3.700	SK 1.5/8	7838-4110	1 5/8	2.860
SF 2.1/8	7838-5202	2 1/8	3.570	SK 1.11/16	7838-4111	1 11/16	2.790
SF 2.3/16	7838-5203	2 3/16	3.450	SK 1.3/4	7838-4112	1 3/4	2.880
SF 2.1/4	7838-5204	2 1/4	3.380	SK 1.13/16	7838-4113	1 13/16	2.620
SF 2.5/16	7838-5205	2 5/16	3.320	SK 1.7/8	7838-4114	1 7/8	2.500
<sup>12</sup> SF 2.3/8	7838-5206	2 3/8	3.390	SK 1.15/16	7838-4115	1 15/16	2.420
<sup>12</sup> SF 2.7/16	7838-5207	2 7/16	3.260	SK 2.	7838-4200	2	2.320
<sup>12</sup> SF 2.1/2	7838-5208	2 1/2	3.160	SK 2.1/16	7838-4201	2 1/16	2.260
<sup>12</sup> SF 2.5/8	7838-5210	2 5/8	2.910	SK 2.1/8	7838-4202	2 1/8	2.170
<sup>12</sup> SF 2.11/16	7838-5211	2 11/16	2.720	<sup>12</sup> SK 2.3/16	7838-4203	2 3/16	2.210
<sup>12</sup> SF 2.3/4	7838-5212	2 3/4	2.590	<sup>12</sup> SK 2.1/4	7838-4204	2 1/4	2.090
<sup>12</sup> SF 2.13/16	7838-5213	2 13/16	3.500	<sup>12</sup> SK 2.5/16	7838-4205	2 5/16	1.500
<sup>13</sup> SF 2.7/8	7838-5214	2 7/8	2.350	<sup>12</sup> SK 2.3/8	7838-4206	2 3/8	1.910
<sup>13</sup> SF 2.15/16	7838-5215	2 15/16	2.220	<sup>12</sup> SK 2.7/16	7838-4207	2 7/16	1.810
SH.1/2	7838-1008	1/2	1.160	<sup>12</sup> SK 2.1/2	7838-4208	2 1/2	2.000
SH.9/16	7838-1009	9/16	1.140	SK 2.9/16	7838-4209	2 9/16	2.000
SH.5/8	7838-1010	5/8	1.140	<sup>13</sup> SK 2.5/8	7838-4210	2 5/8	1.320
SH.11/16	7838-1011	11/16	1.140	W 4.1/4	7839-8404	4 1/4	247.000
SH.3/4	7838-1012	3/4	1.100	W 4.7/8	7839-8414	4 7/8	234.000
SH.13/16	7838-1013	13/16	1.070	W 5.1/4	7839-8504	5 1/4	225.000
SH.7/8	7838-1014	7/8	1.040	W 5.7/8	7839-8514	5 7/8	209.000
SH.15/16	7838-1015	15/16	1.000	W 6.1/2	7839-8608	6 1/2	191.000
SH 1.	7838-1100	1	.980	W 7.1/4	7839-8704	7 1/4	167.000
SH 1.1/16	7838-1101	1 1/16	.940				

BUSHINGS

<sup>12</sup> Shallow keyway.  
<sup>13</sup> No keyway.



# QD® VS Bushings - English Sizes

**Notes**

Details shown which do not affect drive function or overall weight may be changed without notification.

**Product No. Series 7964****5VS**

Part No.	Product No.	Length (in)	Bore (in)	Weight (Lbs.)
5VS-LB 2.3/8	7964-0001	8.46	2 3/8	13.000
5VS-LB 2.7/8	7964-0002	8.46	2 7/8	12.000
5VS-LB 3.3/8	7964-0003	7.00	3 3/8	6.000
5VS-SB 1.7/8	7964-0004	5.27	1 7/8	15.000
5VS-SB 2.1/8	7964-0005	5.27	2 1/8	13.000
5VS-SB 2.3/8	7964-0006	5.27	2 3/8	11.500
5VS-SB 2.7/8	7964-0007	5.27	2 7/8	9.000
5VS-SB 3.3/8	7964-0008	5.27	3 3/8	5.600

**8VS**

Part No.	Product No.	Length (in)	Bore (in)	Weight (Lbs.)
8VS-LB 3.3/8	7964-0009	12.36	3 3/8	53.000
8VS-LB 3.7/8	7964-0010	12.36	3 7/8	46.000
8VS-LB 4.3/8	7964-0011	12.36	4 3/8	35.000
8VS-SB 3.3/8	7964-0012	9.33	3 3/8	45.000
8VS-SB 3.7/8	7964-0013	9.33	3 7/8	38.000



# QD® Bushings - Metric Sizes

**Notes**

Details shown which do not affect drive function or overall weight may be changed without notification.

**WARNING:** Excessive cap-screw torque can cause sheave and/or bushing to break.  
Use of lubricants can result in sheave breakage.

**Product No. Series 7840 & 7841**

**NOTE: Bushings with standard keyseats do not include keys.**

Part No.	Product No.	Bore (mm)	Weight (Lbs.)
E 50MM	7841-1200	50	10.150
E 60MM	7841-1206	60	9.030
E 65MM	7841-1209	65	9.000
J 55MM	7841-3203	55	26.400
J 70MM	7841-3212	70	21.000
SD 25MM	7840-3100	25	1.820
SD 30MM	7840-3103	30	1.660
SD 35MM	7840-3106	35	1.490
SD 42MM	7840-3111	42	1.180
SDS 24MM	7840-2015	24	1.500
SDS 25MM	7840-2100	25	1.470
SDS 28MM	7840-2101	28	1.400
SDS 30MM	7840-2103	30	1.350
SDS 35MM	7840-2106	35	1.220
SDS 38MM	7840-2108	38	1.000
SDS 42MM	7840-2111	42	1.020
SF 50MM	7840-5200	50	3.800

Part No.	Product No.	Bore (mm)	Weight (Lbs.)
SF 60MM	7840-5206	60	3.140
SH 24MM	7840-1015	24	1.000
SH 28MM	7840-1101	28	.650
SH 30MM	7840-1103	30	.850
SH 35MM	7840-1106	35	1.000
SK 24MM	7840-4015	24	3.500
SK 25MM	7840-4100	25	3.480
SK 30MM	7840-4103	30	3.330
SK 32MM	7840-4104	32	3.220
SK 35MM	7840-4106	35	3.130
SK 38MM	7840-4108	38	3.000
SK 40MM	7840-4109	40	2.910
SK 42MM	7840-4111	42	2.800
SK 48MM	7840-4114	48	2.350
SK 50MM	7840-4200	50	2.390
SK 55MM	7840-4203	55	2.100

NOTE: Metric screws/threads are available on a MTO basis. Minimum lead times may be required.



# Taper-Lock® Bushings - English Sizes

**Notes**

Details shown which do not affect drive function or overall weight may be changed without notification.

**Product No. Series 7848, 7858 & 7859**

**NOTE: Bushings with standard keyseats do not include keys.**

Part No.	Product No.	Bore (in)	Weight (Lbs.)	Part No.	Product No.	Bore (in)	Weight (Lbs.)
1008.1/2	7858-0008	1/2	.270	1310.1.3/16	7848-4103	1 3/16	.440
1008.9/16	7858-0009	9/16	.250	1310.1.5/16	7848-4105	1 5/16	.390
1008.5/8	7858-0010	5/8	.240	1310.1.7/16	7848-4107	1 7/16	.400
1008.11/16	7858-0011	11/16	.230	1610.1/2	7858-1608	1/2	.850
1008.3/4	7858-0012	3/4	.210	1610.9/16	7858-1609	9/16	.850
1008.13/16	7858-0013	13/16	.200	1610.5/8	7858-1610	5/8	.830
1008.7/8	7858-0014	7/8	.180	1610.11/16	7858-1611	11/16	.830
<sup>12</sup> 1008.15/16	7858-0015	15/16	.170	1610.3/4	7858-1612	3/4	.790
<sup>12</sup> 1008.1.	7858-0100	1	.150	1610.13/16	7858-1613	13/16	.840
1108.1/2	7858-0108	1/2	.310	1610.7/8	7858-1614	7/8	.760
1108.9/16	7858-0109	9/16	.310	1610.15/16	7858-1615	15/16	.720
1108.5/8	7858-0110	5/8	.290	1610.1.	7858-1700	1	.710
1108.11/16	7858-0111	11/16	.280	1610.1.1/2	7858-1708	1 1/2	.470
1108.3/4	7858-0112	3/4	.270	1610.1.1/4	7858-1704	1 1/4	.610
1108.13/16	7858-0113	13/16	.250	1610.1.1/8	7858-1702	1 1/8	.660
1108.7/8	7858-0114	7/8	.240	1610.1.1/16	7858-1701	1 1/16	.690
1108.15/16	7858-0115	15/16	.210	1610.1.3/8	7858-1706	1 3/8	.540
1108.1.	7858-0200	1	.190	1610.1.3/16	7858-1703	1 3/16	.630
<sup>12</sup> 1108.1.1/8	7858-0202	1 1/8	.160	<sup>12</sup> 1610.1.5/8	7858-1710	1 5/8	.430
<sup>12</sup> 1108.1.1/16	7858-0201	1 1/16	.190	1610.1.5/16	7858-1705	1 5/16	.570
1210.1/2	7858-0508	1/2	.580	1610.1.7/16	7858-1707	1 7/16	.500
1210.9/16	7858-0509	9/16	.560	<sup>12</sup> 1610.1.9/16	7858-1709	1 9/16	.470
1210.5/8	7858-0510	5/8	.540	<sup>12</sup> 1610.1.11/16	7858-1711	1 11/16	.450
1210.11/16	7858-0511	11/16	.530	1615.1/2	7858-2008	1/2	1.240
1210.3/4	7858-0512	3/4	.520	1615.9/16	7858-2009	9/16	1.300
1210.13/16	7858-0513	13/16	.490	1615.5/8	7858-2010	5/8	1.200
1210.7/8	7858-0514	7/8	.480	1615.11/16	7858-2011	11/16	1.240
1210.15/16	7858-0515	15/16	.470	1615.3/4	7858-2012	3/4	1.160
1210.1.	7858-0600	1	.430	1615.13/16	7858-2013	13/16	1.200
1210.1.1/4	7858-0604	1 1/4	.320	1615.7/8	7858-2014	7/8	1.110
1210.1.1/8	7858-0602	1 1/8	.380	1615.15/16	7858-2015	15/16	1.060
1210.1.1/16	7858-0601	1 1/16	.410	1615.1.	7858-2100	1	1.020
1210.1.3/16	7858-0603	1 3/16	.360	1615.1.1/2	7858-2108	1 1/2	.660
1215.1/2	7858-1008	1/2	.820	1615.1.1/4	7858-2104	1 1/4	.870
1215.9/16	7858-1009	9/16	.850	1615.1.1/8	7858-2102	1 1/8	.950
1215.5/8	7858-1010	5/8	.780	1615.1.1/16	7858-2101	1 1/16	.990
1215.11/16	7858-1011	11/16	.810	1615.1.3/8	7858-2106	1 3/8	.770
1215.3/4	7858-1012	3/4	.750	1615.1.3/16	7858-2103	1 3/16	.910
1215.13/16	7858-1013	13/16	.750	<sup>12</sup> 1615.1.5/8	7858-2110	1 5/8	.600
1215.7/8	7858-1014	7/8	.680	1615.1.5/16	7858-2105	1 5/16	.820
1215.15/16	7858-1015	15/16	.640	1615.1.7/16	7858-2107	1 7/16	.720
1215.1.	7858-1100	1	.610	<sup>12</sup> 1615.1.9/16	7858-2109	1 9/16	.670
1215.1.1/4	7858-1104	1 1/4	.450	<sup>12</sup> 1615.1.11/16	7858-2111	1 11/16	.620
1215.1.1/8	7858-1102	1 1/8	.540	2012.1/2	7858-2508	1/2	1.630
1215.1.1/16	7858-1101	1 1/16	.570	2012.9/16	7858-2509	9/16	1.610
1215.1.3/16	7858-1103	1 3/16	.490	2012.5/8	7858-2510	5/8	1.590
1310.1/2	7848-4008	1/2	.660	2012.11/16	7858-2511	11/16	1.570
1310.9/16	7848-4009	9/16	.640	2012.3/4	7858-2512	3/4	1.150
1310.5/8	7848-4010	5/8	.630	2012.13/16	7858-2513	13/16	1.530
1310.11/16	7848-4011	11/16	.620	2012.7/8	7858-2514	7/8	1.510
1310.3/4	7848-4012	3/4	.610	2012.15/16	7858-2515	15/16	1.470
1310.13/16	7848-4013	13/16	.590	2012.1.	7858-2600	1	1.460
1310.7/8	7848-4014	7/8	.560	2012.1.1/2	7858-2608	1 1/2	1.150
1310.15/16	7848-4015	15/16	.540	2012.1.1/4	7858-2604	1 1/4	1.330
1310.1.	7848-4100	1	.520	2012.1.1/8	7858-2602	1 1/8	1.390
1310.1.1/4	7848-4104	1 1/4	.410	2012.1.1/16	7858-2601	1 1/16	1.430
1310.1.1/8	7848-4102	1 1/8	.470	2012.1.3/4	7858-2612	1 3/4	.950
1310.1.1/16	7848-4101	1 1/16	.490	2012.1.3/8	7858-2606	1 3/8	1.250
1310.1.3/8	7848-4106	1 3/8	.350	2012.1.3/16	7858-2603	1 3/16	1.360

<sup>12</sup> Shallow keyway.



# Taper-Lock® Bushings - English Sizes

## Product No. Series 7848, 7858 & 7859 (continued)

Part No.	Product No.	Bore (in)	Weight (Lbs.)	Part No.	Product No.	Bore (in)	Weight (Lbs.)
2012 1.5/8	7858-2610	1 5/8	1.050	2525 2.1/8	7859-1202	2 1/8	2.890
2012 1.5/16	7858-2605	1 5/16	1.270	2525 2.3/8	7859-1206	2 3/8	2.330
2012 1.7/8	7858-2614	1 7/8	.830	2525 2.3/16	7859-1203	2 3/16	2.500
2012 1.7/16	7858-2607	1 7/16	1.200	<sup>12</sup> 2525 2.5/16	7859-1205	2 5/16	2.730
2012 1.9/16	7858-2609	1 9/16	1.100	2525 2.7/16	7859-1207	2 7/16	2.360
2012 1.11/16	7858-2611	1 11/16	1.020	3020.7/8	7859-6014	7/8	6.210
2012 1.13/16	7858-2613	1 13/16	.880	3020.15/16	7859-6015	15/16	6.100
<sup>12</sup> 2012 1.15/16	7858-2615	1 15/16	.860	3020 1.	7859-6100	1	6.080
<sup>12</sup> 2012 2.	7858-2700	2	.800	3020 1.1/2	7859-6108	1 1/2	5.600
<sup>12</sup> 2012 2.1/8	7858-2702	2 1/8	.770	3020 1.1/4	7859-6104	1 1/4	5.860
2517.1/2	7858-3008	1/2	3.440	3020 1.1/8	7859-6102	1 1/8	5.930
2517.9/16	7858-3009	9/16	3.600	3020 1.3/4	7859-6112	1 3/4	5.280
2517.5/8	7858-3010	5/8	3.370	3020 1.3/8	7859-6106	1 3/8	5.720
2517.11/16	7858-3011	11/16	3.350	3020 1.3/16	7859-6103	1 3/16	5.950
2517.3/4	7858-3012	3/4	3.330	3020 1.5/8	7859-6110	1 5/8	5.470
2517.13/16	7858-3013	13/16	3.340	3020 1.5/16	7859-6105	1 5/16	5.810
2517.7/8	7858-3014	7/8	3.520	3020 1.7/8	7859-6114	1 7/8	5.110
2517.15/16	7858-3015	15/16	3.260	3020 1.7/16	7859-6107	1 7/16	5.650
2517 1.	7858-3100	1	3.180	3020 1.9/16	7859-6109	1 9/16	5.900
2517 1.1/2	7858-3108	1 1/2	2.780	3020 1.11/16	7859-6111	1 11/16	5.360
2517 1.1/4	7858-3104	1 1/4	3.000	3020 1.13/16	7859-6113	1 13/16	5.530
2517 1.1/8	7858-3102	1 1/8	3.090	3020 1.15/16	7859-6115	1 15/16	5.010
2517 1.1/16	7858-3101	1 1/16	3.180	3020 2.	7859-6200	2	4.920
2517 1.3/4	7858-3112	1 3/4	2.520	3020 2.1/2	7859-6208	2 1/2	4.050
2517 1.3/8	7858-3106	1 3/8	2.890	3020 2.1/4	7859-6204	2 1/4	4.500
2517 1.3/16	7858-3103	1 3/16	3.060	3020 2.1/8	7859-6202	2 1/8	4.720
2517 1.5/8	7858-3110	1 5/8	2.650	3020 2.1/16	7859-6201	2 1/16	4.810
2517 1.5/16	7858-3105	1 5/16	2.930	3020 2.3/4	7859-6212	2 3/4	3.620
2517 1.7/8	7858-3114	1 7/8	2.340	3020 2.3/8	7859-6206	2 3/8	4.280
2517 1.7/16	7858-3107	1 7/16	2.830	3020 2.3/16	7859-6203	2 3/16	4.630
2517 1.9/16	7858-3109	1 9/16	2.700	3020 2.5/8	7859-6210	2 5/8	3.780
2517 1.11/16	7858-3111	1 11/16	2.570	3020 2.5/16	7859-6205	2 5/16	4.370
2517 1.13/16	7858-3113	1 13/16	2.410	<sup>12</sup> 3020 2.7/8	7859-6214	2 7/8	3.540
2517 1.15/16	7858-3115	1 15/16	2.270	3020 2.7/16	7859-6207	2 7/16	4.160
2517 2.	7858-3200	2	2.160	3020 2.11/16	7859-6211	2 11/16	3.670
<sup>12</sup> 2517 2.1/2	7858-3208	2 1/2	1.590	<sup>12</sup> 3020 2.13/16	7859-6213	2 13/16	3.660
2517 2.1/4	7858-3204	2 1/4	1.820	<sup>12</sup> 3020 2.15/16	7859-6215	2 15/16	3.430
2517 2.1/8	7858-3202	2 1/8	2.020	<sup>12</sup> 3020 3.	7859-6300	3	3.270
2517 2.1/16	7858-3201	2 1/16	2.100	<sup>12</sup> 3020 3.1/4	7859-6304	3 1/4	2.960
<sup>12</sup> 2517 2.3/8	7858-3206	2 3/8	1.780	<sup>12</sup> 3020 3.1/8	7859-6302	3 1/8	3.350
2517 2.3/16	7858-3203	2 3/16	1.940	<sup>12</sup> 3020 3.3/16	7859-6303	3 3/16	3.130
<sup>12</sup> 2517 2.5/8	7858-3210	2 5/8	1.800	3030.15/16	7859-2015	15/16	9.360
<sup>12</sup> 2517 2.5/16	7858-3205	2 5/16	1.890	3030 1.	7859-2100	1	9.360
<sup>12</sup> 2517 2.7/16	7858-3207	2 7/16	1.690	3030 1.1/2	7859-2108	1 1/2	8.590
<sup>12</sup> 2517 2.11/16	7858-3211	2 11/16	1.430	3030 1.1/4	7859-2104	1 1/4	9.080
2525.3/4	7859-1012	3/4	4.940	3030 1.1/8	7859-2102	1 1/8	9.200
2525.7/8	7859-1014	7/8	4.830	3030 1.3/4	7859-2112	1 3/4	8.030
2525 1.	7859-1100	1	4.860	3030 1.3/8	7859-2106	1 3/8	8.750
2525 1.1/2	7859-1108	1 1/2	4.030	3030 1.3/16	7859-2103	1 3/16	9.140
2525 1.1/4	7859-1104	1 1/4	4.410	3030 1.5/8	7859-2110	1 5/8	8.280
2525 1.1/8	7859-1102	1 1/8	4.580	3030 1.5/16	7859-2105	1 5/16	8.980
2525 1.3/4	7859-1112	1 3/4	3.650	3030 1.7/8	7859-2114	1 7/8	7.710
2525 1.3/8	7859-1106	1 3/8	4.240	3030 1.7/16	7859-2107	1 7/16	8.750
2525 1.3/16	7859-1103	1 3/16	4.460	3030 1.9/16	7859-2109	1 9/16	8.470
2525 1.5/8	7859-1110	1 5/8	3.850	3030 1.11/16	7859-2111	1 11/16	8.170
2525 1.7/8	7859-1114	1 7/8	3.390	3030 1.13/16	7859-2113	1 13/16	8.000
2525 1.7/16	7859-1107	1 7/16	4.170	3030 1.15/16	7859-2115	1 15/16	7.580
2525 1.11/16	7859-1111	1 11/16	3.780	3030 2.	7859-2200	2	7.390
2525 1.13/16	7859-1113	1 13/16	3.200	3030 2.1/2	7859-2208	2 1/2	6.080
2525 1.15/16	7859-1115	1 15/16	3.280	3030 2.1/4	7859-2204	2 1/4	6.770
2525 2.	7859-1200	2	3.170	3030 2.1/8	7859-2202	2 1/8	7.110
<sup>12</sup> 2525 2.1/2	7859-1208	2 1/2	2.190	3030 2.1/16	7859-2201	2 1/16	7.390
2525 2.1/4	7859-1204	2 1/4	2.400	3030 2.3/4	7859-2212	2 3/4	5.280

<sup>12</sup> Shallow keyway.

BUSHINGS



# Taper-Lock® Bushings - English Sizes

## Product No. Series 7848, 7858 & 7859 (continued)

Part No.	Product No.	Bore (in)	Weight (Lbs.)	Part No.	Product No.	Bore (in)	Weight (Lbs.)
3030 2.3/8	7859-2206	2 3/8	6.390	3535 1.7/8	7859-3114	1 7/8	13.200
3030 2.3/16	7859-2203	2 3/16	6.970	3535 1.7/16	7859-3107	1 7/16	14.580
3030 2.5/8	7859-2210	2 5/8	5.660	3535 1.11/16	7859-3111	1 11/16	14.050
3030 2.5/16	7859-2205	2 5/16	6.570	3535 1.15/16	7859-3115	1 15/16	13.160
<sup>12</sup> 3030 2.7/8	7859-2214	2 7/8	5.260	3535 2.	7859-3200	2	13.110
3030 2.7/16	7859-2207	2 7/16	6.260	3535 2.1/2	7859-3208	2 1/2	11.510
3030 2.11/16	7859-2211	2 11/16	5.500	3535 2.1/4	7859-3204	2 1/4	12.400
<sup>12</sup> 3030 2.15/16	7859-2215	2 15/16	4.990	3535 2.1/8	7859-3202	2 1/8	12.750
<sup>12</sup> 3030 3.	7859-2300	3	4.780	3535 2.3/4	7859-3212	2 3/4	10.580
<sup>12</sup> 3030 3.1/4	7859-2304	3 1/4	4.800	3535 2.3/8	7859-3206	2 3/8	12.000
<sup>12</sup> 3030 3.1/8	7859-2302	3 1/8	4.690	3535 2.3/16	7859-3203	2 3/16	12.590
<sup>12</sup> 3030 3.3/16	7859-2303	3 3/16	4.800	3535 2.5/8	7859-3210	2 5/8	11.020
3525 1.1/2	7858-5108	1 1/2	14.000	3535 2.7/8	7859-3214	2 7/8	10.020
3525 1.1/4	7858-5104	1 1/4	14.600	3535 2.7/16	7859-3207	2 7/16	11.690
3525 1.3/4	7858-5112	1 3/4	13.400	3535 2.11/16	7859-3211	2 11/16	10.790
3525 1.3/8	7858-5106	1 3/8	14.300	3535 2.15/16	7859-3215	2 15/16	9.750
3525 1.3/16	7858-5103	1 3/16	16.000	3535 3.	7859-3300	3	9.500
3525 1.5/8	7858-5110	1 5/8	13.900	<sup>12</sup> 3535 3.1/2	7859-3308	3 1/2	7.900
3525 1.5/16	7858-5105	1 5/16	14.600	3535 3.1/4	7859-3304	3 1/4	8.300
3525 1.7/8	7858-5114	1 7/8	13.200	3535 3.1/8	7859-3302	3 1/8	8.940
3525 1.7/16	7858-5107	1 7/16	14.100	<sup>12</sup> 3535 3.3/4	7859-3312	3 3/4	6.410
3525 1.9/16	7858-5109	1 9/16	14.000	<sup>12</sup> 3535 3.3/8	7859-3306	3 3/8	8.440
3525 1.11/16	7858-5111	1 11/16	13.900	3535 3.3/16	7859-3303	3 3/16	8.660
3525 1.13/16	7858-5113	1 13/16	13.300	<sup>12</sup> 3535 3.5/8	7859-3310	3 5/8	7.090
3525 1.15/16	7858-5115	1 15/16	13.000	<sup>12</sup> 3535 3.5/16	7859-3305	3 5/16	8.700
3525 2.	7858-5200	2	13.000	<sup>12</sup> 3535 3.7/8	7859-3314	3 7/8	5.940
3525 2.1/2	7858-5208	2 1/2	11.500	<sup>12</sup> 3535 3.7/16	7859-3307	3 7/16	8.130
3525 2.1/4	7858-5204	2 1/4	12.300	<sup>12</sup> 3535 3.11/16	7859-3311	3 11/16	6.790
3525 2.1/8	7858-5202	2 1/8	12.600	<sup>12</sup> 3535 3.15/16	7859-3315	3 15/16	5.580
3525 2.1/16	7858-5201	2 1/16	12.900	4030 1.1/2	7858-6108	1 1/2	22.000
3525 2.3/4	7858-5212	2 3/4	10.400	4030 1.3/4	7858-6112	1 3/4	21.200
3525 2.3/8	7858-5206	2 3/8	12.000	4030 1.5/8	7858-6110	1 5/8	21.800
3525 2.3/16	7858-5203	2 3/16	12.400	4030 1.7/8	7858-6114	1 7/8	20.900
3525 2.5/8	7858-5210	2 5/8	11.100	4030 1.7/16	7858-6107	1 7/16	24.000
3525 2.5/16	7858-5205	2 5/16	11.800	4030 1.9/16	7858-6109	1 9/16	21.900
3525 2.7/8	7858-5214	2 7/8	10.100	4030 1.11/16	7858-6111	1 11/16	21.500
3525 2.7/16	7858-5207	2 7/16	11.700	4030 1.13/16	7858-6113	1 13/16	21.000
3525 2.9/16	7858-5209	2 9/16	11.400	4030 1.15/16	7858-6115	1 15/16	20.700
3525 2.11/16	7858-5211	2 11/16	10.700	4030 2.	7858-6200	2	20.600
3525 2.13/16	7858-5213	2 13/16	10.300	4030 2.1/2	7858-6208	2 1/2	19.200
3525 2.15/16	7858-5215	2 15/16	10.500	4030 2.1/4	7858-6204	2 1/4	20.100
3525 3.	7858-5300	3	9.500	4030 2.1/8	7858-6202	2 1/8	20.700
<sup>12</sup> 3525 3.1/2	7858-5308	3 1/2	8.000	4030 2.1/16	7858-6201	2 1/16	20.600
3525 3.1/4	7858-5304	3 1/4	8.800	4030 2.3/4	7858-6212	2 3/4	17.700
3525 3.1/8	7858-5302	3 1/8	9.300	4030 2.3/8	7858-6206	2 3/8	19.500
3525 3.1/16	7858-5301	3 1/16	9.400	4030 2.3/16	7858-6203	2 3/16	20.400
<sup>12</sup> 3525 3.3/4	7858-5312	3 3/4	7.900	4030 2.5/8	7858-6210	2 5/8	19.000
<sup>12</sup> 3525 3.3/8	7858-5306	3 3/8	8.500	4030 2.5/16	7858-6205	2 5/16	20.000
3525 3.3/16	7858-5303	3 3/16	8.600	4030 2.7/8	7858-6214	2 7/8	17.200
<sup>12</sup> 3525 3.5/8	7858-5310	3 5/8	7.900	4030 2.7/16	7858-6207	2 7/16	19.300
<sup>12</sup> 3525 3.5/16	7858-5305	3 5/16	8.700	4030 2.9/16	7858-6209	2 9/16	19.100
<sup>12</sup> 3525 3.7/8	7858-5314	3 7/8	7.900	4030 2.11/16	7858-6211	2 11/16	18.400
<sup>12</sup> 3525 3.7/16	7858-5307	3 7/16	8.200	4030 2.13/16	7858-6213	2 13/16	17.500
<sup>12</sup> 3525 3.9/16	7858-5309	3 9/16	8.000	4030 2.15/16	7858-6215	2 15/16	17.200
<sup>12</sup> 3525 3.11/16	7858-5311	3 11/16	7.900	4030 3.	7858-6300	3	17.000
<sup>12</sup> 3525 3.13/16	7858-5313	3 13/16	7.900	4030 3.1/2	7858-6308	3 1/2	13.400
<sup>12</sup> 3525 3.15/16	7858-5315	3 15/16	7.900	4030 3.1/4	7858-6304	3 1/4	15.400
3535 1.1/2	7859-3108	1 1/2	14.400	4030 3.1/8	7858-6302	3 1/8	16.500
3535 1.1/4	7859-3104	1 1/4	14.860	4030 3.1/16	7858-6301	3 1/16	16.800
3535 1.3/4	7859-3112	1 3/4	13.750	4030 3.3/4	7858-6312	3 3/4	12.700
3535 1.3/8	7859-3106	1 3/8	14.760	4030 3.3/8	7858-6306	3 3/8	14.600
3535 1.3/16	7859-3103	1 3/16	15.080	4030 3.3/16	7858-6303	3 3/16	15.900
3535 1.5/8	7859-3110	1 5/8	14.100	4030 3.5/8	7858-6310	3 5/8	14.000

<sup>12</sup> Shallow keyway.



# Taper-Lock® Bushings - English Sizes

## Product No. Series 7848, 7858 & 7859 (continued)

Part No.	Product No.	Bore (in)	Weight (Lbs.)	Part No.	Product No.	Bore (in)	Weight (Lbs.)
4030 3.5/16	7858-6305	3 5/16	14.900	4535 2.11/16	7858-7211	2 11/16	25.400
4030 3.7/8	7858-6314	3 7/8	12.900	4535 2.13/16	7858-7213	2 13/16	24.900
4030 3.7/16	7858-6307	3 7/16	14.100	4535 2.15/16	7858-7215	2 15/16	24.100
4030 3.9/16	7858-6309	3 9/16	10.850	4535 3.	7858-7300	3	24.200
4030 3.11/16	7858-6311	3 11/16	13.000	4535 3.1/2	7858-7308	3 1/2	21.300
4030 3.13/16	7858-6313	3 3/16	9.650	4535 3.1/4	7858-7304	3 1/4	23.100
4030 3.15/16	7858-6315	3 15/16	12.600	4535 3.1/8	7858-7302	3 1/8	24.100
4030 4.	7858-6400	4	12.600	4535 3.1/16	7858-7301	3 1/16	24.200
4030 4.1/4	7858-6404	4 1/4	12.600	4535 3.3/4	7858-7312	3 3/4	19.900
4030 4.1/8	7858-6402	4 1/8	12.600	4535 3.3/8	7858-7306	3 3/8	22.400
4030 4.3/8	7858-6406	4 3/8	12.600	4535 3.3/16	7858-7303	3 3/16	23.800
4030 4.3/16	7858-6403	4 3/16	12.600	4535 3.5/8	7858-7310	3 5/8	21.000
4030 4.7/16	7858-6407	4 7/16	11.800	4535 3.5/16	7858-7305	3 5/16	22.700
4040 1.1/2	7859-4108	1 1/2	22.000	4535 3.7/8	7858-7314	3 7/8	19.300
4040 1.3/4	7859-4112	1 3/4	21.970	4535 3.7/16	7858-7307	3 7/16	21.500
4040 1.5/8	7859-4110	1 5/8	22.130	4535 3.9/16	7858-7309	3 9/16	21.100
4040 1.7/8	7859-4114	1 7/8	21.000	4535 3.11/16	7858-7311	3 11/16	20.300
4040 1.7/16	7859-4107	1 7/16	24.000	4535 3.13/16	7858-7313	3 13/16	19.600
4040 1.11/16	7859-4111	1 11/16	21.800	4535 3.15/16	7858-7315	3 15/16	18.900
4040 1.15/16	7859-4115	1 15/16	21.180	4535 4.	7858-7400	4	18.700
4040 2.	7859-4200	2	21.110	4535 4.1/2	7858-7408	4 1/2	15.300
4040 2.1/2	7859-4208	2 1/2	18.800	4535 4.1/4	7858-7404	4 1/4	17.800
4040 2.1/4	7859-4204	2 1/4	20.190	4535 4.1/8	7858-7402	4 1/8	18.600
4040 2.1/8	7859-4202	2 1/8	20.590	<sup>12</sup> 4535 4.3/4	7858-7412	4 3/4	15.200
4040 2.3/4	7859-4212	2 3/4	18.210	4535 4.3/8	7858-7406	4 3/8	16.800
4040 2.3/8	7859-4206	2 3/8	19.640	4535 4.3/16	7858-7403	4 3/16	18.500
4040 2.3/16	7859-4203	2 3/16	20.320	<sup>12</sup> 4535 4.7/8	7858-7414	4 7/8	15.100
4040 2.5/8	7859-4210	2 5/8	18.650	4535 4.7/16	7858-7407	4 7/16	15.400
4040 2.7/8	7859-4214	2 7/8	17.410	<sup>12</sup> 4535 4.15/16	7858-7415	4 15/16	14.900
4040 2.7/16	7859-4207	2 7/16	19.300	4545 1.15/16	7859-5115	1 15/16	29.850
4040 2.11/16	7859-4211	2 11/16	18.330	4545 2.	7859-5200	2	29.760
4040 2.15/16	7859-4215	2 15/16	17.080	4545 2.3/4	7859-5212	2 3/4	26.480
4040 3.	7859-4300	3	16.790	4545 2.3/8	7859-5206	2 3/8	28.160
4040 3.1/2	7859-4308	3 1/2	14.030	4545 2.3/16	7859-5203	2 3/16	29.060
4040 3.1/4	7859-4304	3 1/4	15.520	4545 2.5/8	7859-5210	2 5/8	27.030
4040 3.1/8	7859-4302	3 1/8	16.170	4545 2.7/8	7859-5214	2 7/8	25.710
4040 3.3/4	7859-4312	3 3/4	13.450	4545 2.7/16	7859-5207	2 7/16	27.900
4040 3.3/8	7859-4306	3 3/8	14.700	4545 2.15/16	7859-5215	2 15/16	25.410
4040 3.3/16	7859-4303	3 3/16	15.820	4545 3.	7859-5300	3	25.150
4040 3.5/8	7859-4310	3 5/8	13.370	4545 3.1/2	7859-5308	3 1/2	22.100
<sup>12</sup> 4040 3.7/8	7859-4314	3 7/8	12.900	4545 3.1/4	7859-5304	3 1/4	23.830
4040 3.7/16	7859-4307	3 7/16	14.420	4545 3.1/8	7859-5302	3 1/8	24.310
4040 3.11/16	7859-4311	3 11/16	13.870	4545 3.3/4	7859-5312	3 3/4	20.310
<sup>12</sup> 4040 3.15/16	7859-4315	3 15/16	12.460	4545 3.3/8	7859-5306	3 3/8	22.800
<sup>12</sup> 4040 4.	7859-4400	4	12.050	4545 3.3/16	7859-5303	3 3/16	24.000
<sup>12</sup> 4040 4.1/8	7859-4402	4 1/8	11.220	4545 3.5/8	7859-5310	3 5/8	21.220
<sup>12</sup> 4040 4.3/8	7859-4406	4 3/8	9.520	4545 3.7/8	7859-5314	3 7/8	19.340
<sup>12</sup> 4040 4.3/16	7859-4403	4 3/16	10.700	4545 3.7/16	7859-5307	3 7/16	22.310
<sup>12</sup> 4040 4.7/16	7859-4407	4 7/16	8.880	4545 3.15/16	7859-5315	3 15/16	18.960
4535 1.15/16	7858-7115	1 15/16	31.000	4545 4.	7859-5400	4	18.610
4535 2.	7858-7200	2	29.700	<sup>12</sup> 4545 4.1/2	7859-5408	4 1/2	15.840
4535 2.1/2	7858-7208	2 1/2	26.700	4545 4.1/4	7859-5404	4 1/4	14.890
4535 2.1/4	7858-7204	2 1/4	23.150	4545 4.1/8	7859-5402	4 1/8	17.520
4535 2.1/8	7858-7202	2 1/8	29.300	<sup>12</sup> 4545 4.3/4	7859-5412	4 3/4	13.920
4535 2.1/16	7858-7201	2 1/16	23.650	<sup>12</sup> 4545 4.3/8	7859-5406	4 3/8	16.940
4535 2.3/4	7858-7212	2 3/4	25.000	4545 4.3/16	7859-5403	4 3/16	17.140
4535 2.3/8	7858-7206	2 3/8	28.400	<sup>12</sup> 4545 4.7/8	7859-5414	4 7/8	12.850
4535 2.3/16	7858-7203	2 3/16	29.000	<sup>12</sup> 4545 4.7/16	7859-5407	4 7/16	16.330
4535 2.5/8	7858-7210	2 5/8	25.900	<sup>12</sup> 4545 4.15/16	7859-5415	4 15/16	12.270
4535 2.5/16	7858-7205	2 5/16	28.600	5040 2.1/2	7858-8208	2 1/2	38.300
4535 2.7/8	7858-7214	2 7/8	24.800	5040 2.3/4	7858-8212	2 3/4	36.600
4535 2.7/16	7858-7207	2 7/16	28.000	5040 2.5/8	7858-8210	2 5/8	37.100
4535 2.9/16	7858-7209	2 9/16	26.400	5040 2.7/8	7858-8214	2 7/8	36.400

<sup>12</sup> Shallow keyway.

BUSHINGS



# Taper-Lock® Bushings - English Sizes

## Product No. Series 7848, 7858 & 7859 (continued)

Part No.	Product No.	Bore (in)	Weight (Lbs.)	Part No.	Product No.	Bore (in)	Weight (Lbs.)
5040 2.7/16	7858-8207	2 7/16	39.500	5050 4.1/2	7859-7408	4 1/2	23.890
5040 2.9/16	7858-8209	2 9/16	37.700	5050 4.1/4	7859-7404	4 1/4	24.020
5040 2.11/16	7858-8211	2 11/16	36.900	5050 4.3/8	7859-7406	4 3/8	25.080
5040 2.13/16	7858-8213	2 13/16	36.500	<sup>12</sup> 5050 4.7/8	7859-7414	4 7/8	22.250
5040 2.15/16	7858-8215	2 15/16	36.200	5050 4.7/16	7859-7407	4 7/16	24.400
5040 3.	7858-8300	3	35.600	<sup>12</sup> 5050 4.15/16	7859-7415	4 15/16	21.670
5040 3.1/2	7858-8308	3 1/2	31.700	<sup>12</sup> 5050 5.	7859-7500	5	20.940
5040 3.1/4	7858-8304	3 1/4	33.200	6050 3.	7859-8300	3	65.000
5040 3.1/8	7858-8302	3 1/8	34.800	6050 3.1/4	7859-8304	3 1/4	65.000
5040 3.1/16	7858-8301	3 1/16	35.200	6050 3.7/16	7859-8307	3 7/16	65.000
5040 3.3/4	7858-8312	3 3/4	29.700	6050 4.	7859-8400	4	65.000
5040 3.3/8	7858-8306	3 3/8	32.700	6050 4.7/16	7859-8407	4 7/16	64.200
5040 3.3/16	7858-8303	3 3/16	33.900	6050 4.15/16	7859-8415	4 15/16	58.240
5040 3.5/8	7858-8310	3 5/8	31.100	6050 5.7/16	7859-8507	5 7/16	52.300
5040 3.5/16	7858-8305	3 5/16	33.000	6050 5.15/16	7859-8515	5 15/16	47.240
5040 3.7/8	7858-8314	3 7/8	29.000	6050 6.	7859-8600	6	46.380
5040 3.7/16	7858-8307	3 7/16	32.000	7060 3.	7859-9300	3	95.000
5040 3.9/16	7858-8309	3 9/16	31.400	7060 3.1/4	7859-9304	3 1/4	95.000
5040 3.11/16	7858-8311	3 11/16	30.400	7060 3.7/16	7859-9307	3 7/16	95.000
5040 3.13/16	7858-8313	3 13/16	29.400	7060 4.15/16	7859-9415	4 15/16	91.950
5040 3.15/16	7858-8315	3 15/16	28.700	7060 5.7/16	7859-9507	5 7/16	84.480
5040 4.	7858-8400	4	27.800	7060 5.15/16	7859-9515	5 15/16	78.160
5040 4.1/2	7858-8408	4 1/2	23.600	7060 6.	7859-9600	6	76.640
5040 4.1/4	7858-8404	4 1/4	27.000	7060 6.1/2	7859-9608	6 1/2	68.640
5040 4.1/8	7858-8402	4 1/8	27.500	7060 6.7/16	7859-9607	6 7/16	68.080
5040 4.3/4	7858-8412	4 3/4	22.900	7060 6.15/16	7859-9615	6 15/16	62.130
5040 4.3/8	7858-8406	4 3/8	26.000	7060 7.	7859-9700	7	60.640
5040 4.3/16	7858-8403	4 3/16	27.200	8065 5.7/16	7859-9517	5 7/16	97.650
5040 4.7/8	7858-8414	4 7/8	22.200	8065 5.15/16	7859-9525	5 15/16	105.700
5040 4.7/16	7858-8407	4 7/16	25.100	8065 6.1/2	7859-9618	6 1/2	101.780
5040 4.15/16	7858-8415	4 15/16	20.600	8065 6.7/16	7859-9617	6 7/16	102.300
5040 5.	7858-8500	5	20.500	8065 6.15/16	7859-9625	6 15/16	92.000
5050 2.7/16	7859-7207	2 7/16	38.710	8065 7.	7859-9710	7	91.100
5050 2.11/16	7859-7211	2 11/16	37.420	8065 7.1/2	7859-9718	7 1/2	89.000
5050 2.15/16	7859-7215	2 15/16	35.970	8065 8.	7859-9810	8	89.900
5050 3.3/8	7859-7306	3 3/8	33.010	10085 7.	7859-9720	7	245.000
5050 3.5/8	7859-7310	3 5/8	31.230	10085 8.	7859-9820	8	219.000
5050 3.7/8	7859-7314	3 7/8	29.300	10085 9.	7859-9920	9	190.000
5050 3.7/16	7859-7307	3 7/16	32.600	10085 10.	7859-9020	10	157.500
5050 3.15/16	7859-7315	3 15/16	28.790	120100 12.	7859-9120	12	290.000
5050 4.	7859-7400	4	28.300				

<sup>12</sup> Shallow keyway.



# Stainless Steel Taper-Lock® Bushings - English Sizes

**Notes**

Details shown which do not affect drive function or overall weight may be changed without notification.  
 SS is used to signify Stainless Steel.

**Product No. Series 7869**

Part No.	Product No.	Bore (in)	Weight (Lbs.)	Part No.	Product No.	Bore (in)	Weight (Lbs.)
SS 1108 .1/2	7869-0001	1/2	.300	SS 1610 1.1/8	7869-0211	1 1/8	.700
SS 1108 .3/4	7869-0005	3/4	.200	<sup>12</sup> SS 1610 1.1/16	7869-0210	1 1/16	.800
SS 1108 .5/8	7869-0003	5/8	.300	SS 1610 1.3/8	7869-0215	1 3/8	.600
SS 1108 .7/8	7869-0007	7/8	.200	SS 1610 1.3/16	7869-0212	1 3/16	.700
SS 1108 .9/16	7869-0002	9/16	.300	SS 1610 1.5/8	7869-0219	1 5/8	.500
SS 1108 .11/16	7869-0004	11/16	.200	SS 1610 1.5/16	7869-0214	1 5/16	.600
SS 1108 .13/16	7869-0006	13/16	.200	SS 1610 1.7/16	7869-0216	1 7/16	.600
SS 1108 .15/16	7869-0008	15/16	.200	SS 1610 1.9/16	7869-0218	1 9/16	.500
SS 1108 1.	7869-0009	1	.200	<sup>12</sup> SS 1610 1.11/16	7869-0220	1 11/16	.500
SS 1108 1.1/8	7869-0011	1 1/8	.100	SS 2012 .1/2	7869-0301	1/2	1.700
SS 1108 1.1/16	7869-0010	1 1/16	.200	SS 2012 .3/4	7869-0305	3/4	1.700
SS 1210 .1/2	7869-0101	1/2	.600	SS 2012 .5/8	7869-0303	5/8	1.700
SS 1210 .3/4	7869-0105	3/4	.500	SS 2012 .7/8	7869-0307	7/8	1.600
SS 1210 .5/8	7869-0103	5/8	.600	SS 2012 .9/16	7869-0302	9/16	1.700
SS 1210 .7/8	7869-0107	7/8	.500	SS 2012 .11/16	7869-0304	11/16	1.700
SS 1210 .9/16	7869-0102	9/16	.600	SS 2012 .13/16	7869-0306	13/16	1.750
SS 1210 .11/16	7869-0104	11/16	.500	SS 2012 .15/16	7869-0308	15/16	1.600
SS 1210 .13/16	7869-0106	13/16	.500	SS 2012 1.	7869-0309	1	1.600
SS 1210 .15/16	7869-0108	15/16	.500	SS 2012 1.1/2	7869-0317	1 1/2	1.200
SS 1210 1.	7869-0109	1	.500	SS 2012 1.1/4	7869-0313	1 1/4	1.500
SS 1210 1.1/4	7869-0113	1 1/4	.400	SS 2012 1.1/8	7869-0311	1 1/8	1.500
SS 1210 1.1/8	7869-0111	1 1/8	.400	SS 2012 1.1/16	7869-0310	1 1/16	1.600
SS 1210 1.1/16	7869-0110	1 1/16	.400	SS 2012 1.3/4	7869-0321	1 3/4	1.000
SS 1210 1.3/16	7869-0112	1 3/16	.400	SS 2012 1.3/8	7869-0315	1 3/8	1.300
SS 1610 .1/2	7869-0201	1/2	.900	SS 2012 1.3/16	7869-0312	1 3/16	1.500
SS 1610 .3/4	7869-0205	3/4	.900	SS 2012 1.5/8	7869-0319	1 5/8	1.200
SS 1610 .5/8	7869-0203	5/8	.900	SS 2012 1.5/16	7869-0314	1 5/16	1.400
SS 1610 .7/8	7869-0207	7/8	.800	SS 2012 1.7/8	7869-0323	1 7/8	.900
SS 1610 .9/16	7869-0202	9/16	.900	SS 2012 1.7/16	7869-0316	1 7/16	1.200
SS 1610 .11/16	7869-0204	11/16	.900	SS 2012 1.9/16	7869-0318	1 9/16	1.200
SS 1610 .13/16	7869-0206	13/16	.900	SS 2012 1.11/16	7869-0320	1 11/16	1.100
SS 1610 .15/16	7869-0208	15/16	.800	SS 2012 1.13/16	7869-0322	1 13/16	1.000
SS 1610 1.	7869-0209	1	.800	SS 2012 1.15/16	7869-0324	1 15/16	.900
SS 1610 1.1/2	7869-0217	1 1/2	.500	SS 2012 2.	7869-0325	2	.900
SS 1610 1.1/4	7869-0213	1 1/4	.700	<sup>12</sup> SS 2012 2.1/8	7869-0326	2 1/8	.900

<sup>12</sup> Shallow keyway.



# Taper-Lock® Bushings - Metric Sizes

**Notes**

Details shown which do not affect drive function or overall weight may be changed without notification.

**Product No. Series 7848, 7858 & 7859**

Part No.	Product No.	Bore (mm)	Weight (Lbs.)	Part No.	Product No.	Bore (mm)	Weight (Lbs.)
1008 14MM	7858-0017	14	.250	2012 19MM	7858-2519	19	1.550
1008 16MM	7858-0016	16	.240	2012 20MM	7858-2520	20	1.550
1008 18MM	7858-0018	18	.220	2012 22MM	7858-2522	22	1.510
1008 19MM	7858-0019	19	.210	2012 24MM	7858-2524	24	1.450
1008 20MM	7858-0020	20	.200	2012 25MM	7858-2525	25	1.450
1008 22MM	7858-0022	22	.180	2012 28MM	7858-2528	28	1.400
<sup>12</sup> 1008 24MM	7858-0024	24	.160	2012 30MM	7858-2530	30	1.350
1108 16MM	7858-0116	16	.300	2012 32MM	7858-2532	32	1.300
1108 18MM	7858-0118	18	.280	2012 35MM	7858-2535	35	1.200
1108 19MM	7858-0119	19	.270	2012 38MM	7858-2538	38	1.150
1108 20MM	7858-0120	20	.250	2012 40MM	7858-2540	40	1.100
1108 22MM	7858-0122	22	.200	2012 42MM	7858-2542	42	1.030
1108 24MM	7858-0124	24	.210	2012 45MM	7858-2545	45	.900
1108 25MM	7858-0125	25	.200	2517 14MM	7858-3314	14	3.420
1210 14MM	7858-0517	14	.560	2517 16MM	7858-3316	16	3.420
1210 16MM	7858-0516	16	.540	2517 18MM	7858-3318	18	3.360
1210 18MM	7858-0518	18	.530	2517 20MM	7858-3300	20	3.250
1210 19MM	7858-0519	19	.510	2517 22MM	7858-3322	22	3.300
1210 20MM	7858-0520	20	.500	2517 24MM	7858-3301	24	3.210
1210 24MM	7858-0524	24	.450	2517 25MM	7858-3325	25	3.200
1210 25MM	7858-0525	25	.450	2517 28MM	7858-3328	28	3.120
1210 28MM	7858-0528	28	.400	2517 30MM	7858-3330	30	3.050
1210 30MM	7858-0530	30	.450	2517 32MM	7858-3332	32	3.000
1310 24MM	7848-4424	24	.540	2517 35MM	7858-3335	35	2.900
1310 25MM	7848-4425	25	.520	2517 38MM	7858-3338	38	2.800
1310 28MM	7848-4428	28	.480	2517 40MM	7858-3340	40	2.700
1310 30MM	7848-4430	30	.440	2517 42MM	7858-3342	42	2.600
1310 32MM	7848-4432	32	.400	2517 45MM	7858-3345	45	2.460
1310 35MM	7848-4435	35	.340	2517 48MM	7858-3348	48	2.320
1610 19MM	7858-1619	19	.800	2517 50MM	7858-3350	50	2.250
1610 20MM	7858-1620	20	.800	2517 55MM	7858-3355	55	1.950
1610 22MM	7858-1622	22	.750	2517 60MM	7858-3360	60	1.600
1610 24MM	7858-1624	24	.750	3020 24MM	7859-6524	24	6.110
1610 25MM	7858-1625	25	.700	3020 25MM	7859-6525	25	6.110
1610 28MM	7858-1628	28	.670	3020 28MM	7859-6528	28	5.980
1610 30MM	7858-1630	30	.650	3020 40MM	7859-6540	40	5.540
1610 32MM	7858-1632	32	.550	3020 45MM	7859-6545	45	5.250
1610 35MM	7858-1635	35	.550	3020 48MM	7859-6548	48	5.050
1610 38MM	7858-1638	38	.450	3020 50MM	7859-6550	50	5.000
1610 40MM	7858-1640	40	.450	3020 55MM	7859-6555	55	4.600
2012 14MM	7858-2517	14	1.620	3020 60MM	7859-6560	60	4.350
2012 16MM	7858-2516	16	1.600	3020 65MM	7859-6565	65	3.950
2012 18MM	7858-2518	18	1.570				

<sup>12</sup> Shallow keyway.



# Stainless Steel Taper-Lock® Bushings - Metric Sizes

**Notes**

Details shown which do not affect drive function or overall weight may be changed without notification.  
 SS is used to signify Stainless Steel (type 302-304).

**Product No. Series 7869**

Part No.	Product No.	Bore (mm)	Key Way Size (mm)	Weight (Lbs.)	Part No.	Product No.	Bore (mm)	Key Way Size (mm)	Weight (Lbs.)
SS 1008 20MM	7869-0801	20	Kwy Width: 6mm / hub keyseat: 2.8mm	.200	SS 1610 28MM	7869-0604	28	8 X 3.3	.670
SS 1008 24MM	7869-0802	24	Kwy Width: 8mm / hub keyseat: 3.3mm	.160	SS 1610 30MM	7869-0605	30	8 X 3.3	.640
SS 1108 16MM	7869-0401	16	5 X 2.3	.300	SS 1610 32MM	7869-0606	32	10 X 3.3	.600
SS 1108 19MM	7869-0402	19	6 X 2.8	.270	SS 1610 35MM	7869-0607	35	10 X 3.3	.540
SS 1108 20MM	7869-0403	20	6 X 2.8	.260	SS 1610 38MM	7869-0608	38	10 X 3.3	.470
SS 1108 22MM	7869-0404	22	6 X 2.8	.240	SS 2012 20MM	7869-0701	20	6 X 2.8	1.540
SS 1108 24MM	7869-0405	24	8 X 3.3	.210	SS 2012 22MM	7869-0702	22	6 X 2.8	1.510
SS 1108 25MM	7869-0406	25	8 X 3.3	.190	SS 2012 24MM	7869-0703	24	8 X 3.3	1.470
SS 1210 16MM	7869-0501	16	5 X 2.3	.540	SS 2012 25MM	7869-0704	25	8 X 3.3	1.450
SS 1210 20MM	7869-0502	20	6 X 2.8	.500	SS 2012 28MM	7869-0705	28	8 X 3.3	1.350
SS 1210 24MM	7869-0503	24	8 X 3.3	.450	SS 2012 30MM	7869-0706	30	8 X 3.3	1.350
SS 1210 25MM	7869-0504	25	8 X 3.3	.430	SS 2012 32MM	7869-0707	32	10 X 3.3	1.300
SS 1210 28MM	7869-0505	28	8 X 3.3	.390	SS 2012 35MM	7869-0708	35	10 X 3.3	1.230
SS 1210 30MM	7869-0506	30	8 X 3.3	.350	SS 2012 38MM	7869-0709	38	10 X 3.3	1.160
SS 1610 20MM	7869-0601	20	6 X 2.8	.780	SS 2012 40MM	7869-0710	40	12 X 3.3	1.070
SS 1610 24MM	7869-0602	24	8 X 3.3	.730	SS 2012 42MM	7869-0711	42	12 X 3.3	1.030
SS 1610 25MM	7869-0603	25	8 X 3.3	.710	SS 2012 45MM	7869-0712	45	14 X 3.8	.940



# Taper-Lock® Bushings - Reborable

**Notes**

Available in minimum plain bore (MPB).

Contact Customer Service for ordering instructions.

Details shown which do not affect drive function or overall weight may be changed without notification.

NKS and NK mean No Keyseat.

Reborable bushings are stocked without sawsplit to facilitate re-machining. Sawsplit must be made in bushing to allow it to compress for proper gripping of the shaft.

## Product No. Series 7847

### Sintered Steel Reborable Bushing

Part No.	Product No.	Bore (in)	Weight (Lbs.)
1108.1/2NKS	7847-2101	1/2	.350
1210.1/2NKS	7847-2102	1/2	.600
1215.1/2NKS	7847-2103	1/2	.850
1610.1/2NKS	7847-2105	1/2	.880
2012.1/2NKS	7847-2107	1/2	1.650
2517.1/2NKS	7847-2108	1/2	3.500
3020.1.11/16NKS	7847-2110	1 11/16	5.480
3020.7/8NKS	7847-2109	7/8	6.150

### Stainless Steel Reborable Bushing

Part No.	Product No.	Bore (in)	Weight (Lbs.)
1108.1/2SS-NK	7847-6101	1/2	.400
1210.1/2SS-NK	7847-6102	1/2	.680
1610.1/2SS-NK	7847-6105	1/2	1.010
2012.1/2SS-NK	7847-6107	1/2	2.000
2517.5/8SS-NK	7847-6108	5/8	3.970
3020.7/8SS-NK	7847-6109	7/8	7.220

### Cast Iron Reborable Bushing

Part No.	Product No.	Bore (in)	Weight (Lbs.)
3525.1.3/16NKS	7847-3112	1 3/16	14.500
3535.1.3/16NKS	7847-3101	1 3/16	14.970
4030.1.7/16NKS	7847-3113	1 7/16	28.400
4040.1.7/16NKS	7847-3102	1 7/16	22.890
4535.1.15/16NKS	7847-3110	1 15/16	30.300
4545.1.15/16NKS	7847-3103	1 15/16	30.220
5040.2.7/16NKS	7847-3111	2 7/16	33.000
6050.3.7/16NKS	7847-3105	3 7/16	71.920
7060.3.15/16NKS	7847-3106	3 15/16	96.000

### Steel Reborable Bushing

Part No.	Product No.	Bore (in)	Weight (Lbs.)
1108.1/2STL-NK	7847-4101	1/2	.380
1610.1/2STL-NK	7847-4105	1/2	1.010
1615.1/2STL-NK	7847-4106	1/2	1.460
2012.1/2STL-NK	7847-4107	1/2	1.930
2517.1.STL-NK	7847-4108	1	3.800
3020.1.7/16STL-NK	7847-4110	1 7/16	6.600

### Ductile Iron Reborable Bushing

Part No.	Product No.	Bore (in)	Weight (Lbs.)
3525.1.3/16DUC-NK	7847-5112	1 3/16	14.500
4030.1.15/16DUC-NK	7847-5113	1 15/16	28.400
4040.1.15/16DUC-NK	7847-5101	1 15/16	20.690
4535.2.7/16DUC-NK	7847-5110	2 7/16	28.400
4545.2.7/16DUC-NK	7847-5102	2 7/16	27.880
5040.2.15/16DUC-NK	7847-5111	2 15/16	29.450
6050.3.7/16DUC-NK	7847-5104	3 7/16	64.200

## QT-Type Bushings

### Notes

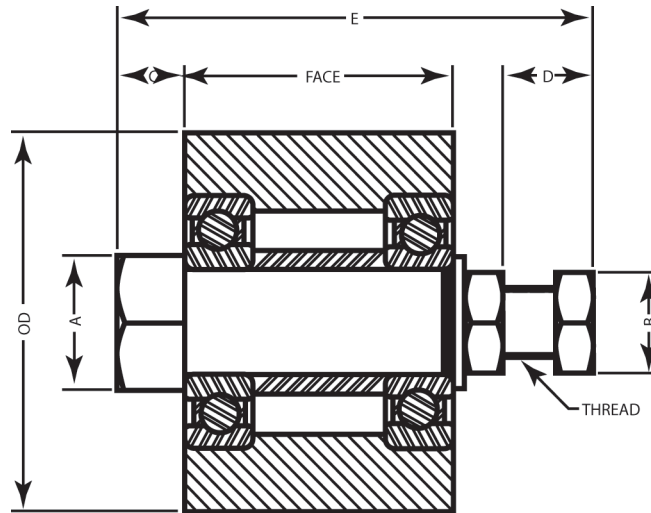
Details shown which do not affect drive function or overall weight may be changed without notification.

English stock bore sizes greater than 1 1/4" are furnished with special keys to fit standard depth keyseats. Metric stock bore sizes greater than 30mm are furnished with special keys to fit standard depth keyseats.

### Product No. Series 7817

Part No.	Product No.	Bore (in)	Keyseat	Weight (Lbs.)
QT .1/2	7817-0003	1/2	1/8 X 1/16	.810
QT .9/16	7817-0004	9/16	1/8 X 1/16	.800
QT .5/8	7817-0005	5/8	3/16 X 3/32	.780
QT .11/16	7817-0006	11/16	3/16 X 3/32	.760
QT .3/4	7817-0007	3/4	3/16 X 3/32	.740
QT .13/16	7817-0008	13/16	3/16 X 3/32	.920
QT .7/8	7817-0009	7/8	3/16 X 3/32	.680
QT .15/16	7817-0010	15/16	1/4 X 1/8	.660
QT 1.	7817-0011	1	1/4 X 1/8	.620
QT 1.1/16	7817-0012	1 1/16	1/4 X 1/8	.590
QT 1.1/8	7817-0013	1 1/8	1/4 X 1/8	.560
QT 1.3/16	7817-0014	1 3/16	1/4 X 1/8	.520
QT 1.1/4	7817-0015	1 1/4	1/4 X 1/8	.490
QT 1.5/16	7817-0016	1 5/16	5/16 X 1/16	.440
QT 1.3/8	7817-0017	1 3/8	5/16 X 1/16	.430
QT 1.7/16	7817-0018	1 7/16	3/8 X 1/16	.380
QT 1.1/2	7817-0019	1 1/2	3/8 X 1/16	.340
QT 14MM	7817-1014	14MM	—	.790
QT 19MM	7817-1019	19MM	—	.740
QT 24MM	7817-1032	24MM	—	.610
QT 25MM	7817-1033	25MM	—	.630
QT 28MM	7817-1035	28MM	—	.570
QT 30MM	7817-1036	30MM	—	.530
QT 32MM	7817-1037	32MM	—	.500

# Flat Idler Pulley

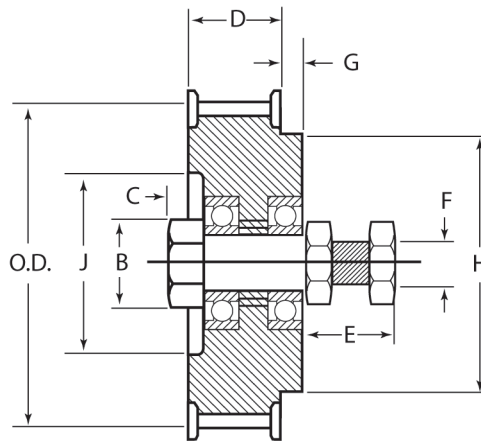


## Flat Idler Pulley

Part No.	Product No.	Use With Synchronous Belt		Use With V-Belt	Outside Dia. (in)	Face Width (in)	A (in)	B (in)	C (in)	D (in)	E (in)	Thread Size	Bearing No.	Weight (Lbs.)
		Pitch	Width											
4.25X1.25-IDL-FLAT	7723-4125	8mm, L, H	Up to 21mm (0.85")	1-2 Strand 3V/3VX, 1 Strand A/AX	4.25	1.25	1.13	1.13	.64	1.30	3.75	3/4-16	6304	5.500
4.25X2.00-IDL-FLAT	7723-4200	8mm, L, H	Up to 38mm (1.5")	3-4 Strand 3V/3VX, 2 Strand A/AX	4.25	2.00	1.50	1.13	.63	1.32	4.50	3/4-16	6306	7.500
4.25X3.00-IDL-FLAT	7723-4300	8mm, L, H	Up to 62mm (2.4")	5-6 Strand 3V/3VX, 3 Strand A/AX	4.25	3.00	1.50	1.13	.75	1.32	5.63	3/4-16	6306	10.600
4.25X4.00-IDL-FLAT	7723-4400	8mm, L, H	Up to 85mm (3.3")	8 Strand 3V/3VX, 4 Strand A/AX	4.25	4.00	1.50	1.13	.75	1.32	6.63	3/4-16	6306	13.600
6.50X1.75-IDL-FLAT	7723-6175	14mm	Up to 20mm	1 Strand B/BX	6.50	1.75	2.00	1.50	1.04	1.96	5.69	1-14	6308	17.100
6.50X2.75-IDL-FLAT	7723-6275	14mm	Up to 55mm	2-3 Strand B/BX	6.50	2.75	2.00	1.50	.13	2.10	5.69	1-14	6308	23.000
6.50X4.25-IDL-FLAT	7723-6425	14mm	Up to 90mm	4-5 Strand B/BX	6.50	4.25	2.38	1.50	.13	1.98	7.06	1-14	6308	33.000
6.50X5.75-IDL-FLAT	7723-6575	14mm	Up to 125mm	6 Strand B/BX	6.50	5.75	2.38	1.50	.99	1.98	9.31	1-14	6308	45.000
6.50X7.50-IDL-FLAT	7723-6750	14mm	Up to 170mm	8 Strand B/BX	6.50	7.50	2.38	1.50	1.00	1.98	11.19	1-14	6308	57.000

# Idler Sprockets

IDLERS



## Poly Chain® GT® Carbon™ Idler Sprocket

Part No.	Product No.	Use With	Belt Width (in)	Number of Teeth	Pitch Diameter (in)	B (in)	C (in)	D (in)	E (in)	F Threads (in)	G (in)	H (in)	J (in)	Bearing No.	Weight (Lbs.)
12-IDL-SPRK	7720-1500	8mm Pitch	12	32	3.208	1.25	.50	.85	1.56	3/4 - 16	.94	2.75	—	6304	3.800
20-IDL-SPRK	7720-1600	14mm Pitch	20	30	5.263	2.55	1.00	1.36	2.25	1 - 14	1.00	4.38	—	6308	12.550
21-IDL-SPRK	7720-1510	8mm Pitch	21	32	3.208	1.25	.50	1.24	1.56	3/4 - 16	.56	2.75	—	6304	3.880
36-IDL-SPRK	7720-1520	8mm Pitch	36	36	3.609	1.91	.75	1.86	1.63	3/4 - 16	—	—	—	6306	5.140
37-IDL-SPRK	7720-1610	14mm Pitch	37	30	5.236	2.55	1.00	2.06	2.25	1 - 14	.25	4.38	—	6308	13.460
62-IDL-SPRK	7720-1530	8mm Pitch	62	36	3.609	1.91	.75	2.91	1.63	3/4 - 16	.69	3.13	—	6306	9.690
68-IDL-SPRK	7720-1620	14mm Pitch	68	34	5.965	3.38	.56	3.33	2.25	1 - 14	1.00	4.88	4.34	6310	26.030
90-IDL-SPRK	7720-1640	14mm Pitch	90	34	5.965	3.38	.31	4.20	2.25	1 - 14	1.00	4.88	4.34	6310	32.180
125-IDL-SPRK	7720-1630	14mm Pitch	125	34	5.965	3.38	.19	5.63	2.25	1 - 14	1.09	4.88	4.34	6310	36.450

## Nickel Plated Poly Chain® GT® Carbon™ Idler Sprocket

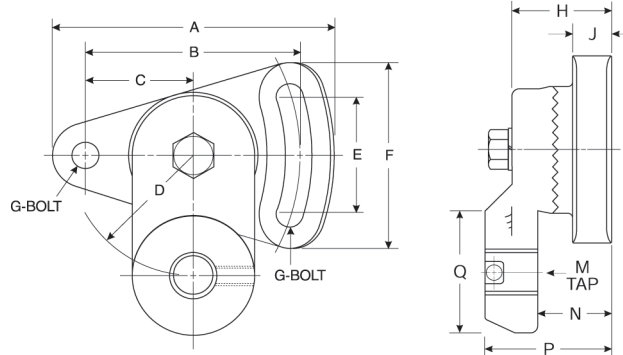
Part No.	Product No.	Use With	Belt Width (mm)	Number of Teeth	Pitch Diameter (in)	B (in)	C (in)	D (in)	E (in)	F Threads (in)	G (in)	H (in)	Weight (Lbs.)
NP-12-IDLR-SPRK	7720-1501	8mm Pitch Poly Chain GT Carbon	12	32	3.208	1.25	.50	.85	1.56	3/4 - 16	.94	2.75	3.800
NP-21-IDLR-SPRK	7720-1511	8mm Pitch Poly Chain GT Carbon	21	32	3.208	1.25	.50	1.24	1.56	3/4 - 16	.56	2.75	3.880

## PowerGrip® GT®2 Idler Sprocket

Part No.	Product No.	Use With	Belt Width (in)	Number of Teeth	Pitch Diameter (in)	B (in)	C (in)	D (in)	E (in)	F Threads (in)	G (in)	H (in)	J (in)	Bearing No.	Weight (Lbs.)
20-SPK2-IDL	7720-1740	8mm Pitch	20	32	3.208	1.25	.50	1.24	1.56	3/4 - 16	.56	2.75	—	6304	1.100
30-SPK2-IDL	7720-1750	8mm Pitch	30	36	3.609	1.91	.75	1.86	1.63	3/4 - 16	—	—	—	6306	2.000
40-SPK2-IDL	7720-1850	14mm Pitch	40	30	5.263	2.55	1.00	2.06	2.25	1 - 14	.25	4.38	—	6308	12.000
55-SPK2-IDL	7720-1860	14mm Pitch	55	34	5.965	3.38	.56	3.33	2.25	1 - 14	1.00	4.88	4.34	6310	15.600

# Idler Brackets

IDLERS



## Idler Brackets

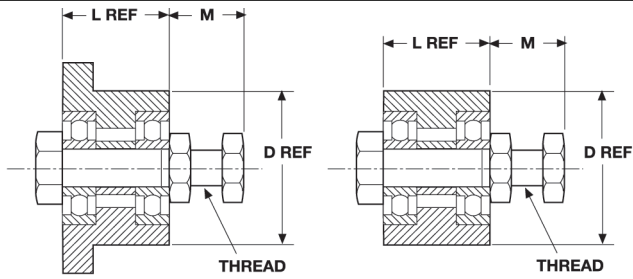
Part No.	Product No.	Use With	A (in)	B (in)	C (in)	D (in)	E (in)	F (in)	G (in)	H (in)	J (in)	M Threads (in)	N (in)	P (in)	Q (in)	Weight (Lbs.)
5-IDL-BRAK	7720-1005	1610-IDL-BUSH	4.62	3.50	1.75	2.00	2.06	3.06	.38	1.63	.62	5/8 - 18	1.16	1.77	1.94	2.800
10-IDL-BRAK	7720-1010	8mm Pitch Idler Sprockets, 4.25" OD Flat Idler Pulleys, 2012-IDL-BUSH, 2517-IDL-BUSH, 20-IDL-BUSH (SK)	4.63	3.50	1.75	2.00	2.06	3.06	.38	1.50	.63	3/4 - 16	1.00	1.88	1.75	3.400
20-IDL-BRAK	7720-1020	14mm Pitch Idler Sprockets, 6.50" OD Flat Idler Pulleys, 30-IDL-BUSH (SF), 40-IDL-BUSH (E)	6.94	5.25	2.63	5.00	3.00	4.56	.63	2.38	1.00	1 - 14	1.63	2.94	2.75	11.200

## Nickel Plated Idler Brackets

Part No.	Product No.	Use With	A (in)	B (in)	C (in)	D (in)	E (in)	F (in)	G (in)	H (in)	J (in)	M Threads (in)	N (in)	P (in)	Q (in)	Weight (Lbs.)
NP-10-IDL-BRACKET	7720-1011	8mm Pitch Idler Sprockets 2012-IDL-BUSH, 2517-IDL-BUSH, 20-IDL-BUSH (SK)	4.63	3.50	1.75	2.00	2.06	3.06	.38	1.50	.56	3/4 - 16	1.00	1.88	1.75	3.400
NP-20-IDL-BRACKET	7720-1021	14mm Pitch Idler Sprockets, 30-IDL-BUSH (SF), 40-IDL-BUSH (E)	6.94	5.25	2.63	5.00	3.00	4.56	.63	2.38	1.00	1 - 14	1.63	2.94	2.75	11.200

# Idler Bushings

IDLERS



## Idler Bushings

Part No.	Product No.	Style	Size	D (in)	L (in)	M (in)	Thread Size	Bearing No.	Weight (Lbs.)
20-IDLR-BUSH(SK)	7720-1120	QD	SK	2.81	1.94	1.44	3/4-16	6003	11.000
30-IDLR-BUSH(SF)	7720-1130	QD	SF	3.13	2.08	2.13	1-14	6204	8.600
40-IDLR-BUSH(E)	7720-1140	QD	E	3.83	2.75	2.19	1-14	6304	8.620
1610-IDLR-BUSH	7720-2610	TL	1610	2.25	1.00	1.38	5/8-18	6304	1.300
2012-IDLR-BUSH	7720-2012	TL	2012	2.75	1.25	1.56	3/4-16	6206	2.300
2517-IDLR-BUSH	7720-2517	TL	2517	3.38	1.75	1.56	3/4-16	6306	3.900



## Footnotes

- HT100®, Taper-Lock® and Ringfeder® are registered trademarks of Reliance Electric.
- Nu-T-Link® is a registered trademark of Fenner Manheim.
- QD® is a registered trademark of Emerson Electric.
- RPP® and Panther® are registered trademarks of Carlisle Power Transmission Products, Inc.
- KEVLAR® is a registered trademark of E.I. du Pont de Nemours and Company.
- Goodyear®, BlackHawk PdTM, Poly-V® and Flexten® are registered trademarks of Goodyear Tire & Rubber Company.
- Browning® is a registered trademark of Emerson Power Transmission Manufacturing L.P.
- Dayco® is a registered trademark of Dayco Products LLC.
- TB Wood's® and QT Power Chain® are registered trademarks of T.B. Wood's, Inc.
- Trantorque® is a registered trademark of BTL, a subsidiary of Fenner PLC

**Gates warrants that its power transmission products will be free from defects in materials and workmanship for the life of the product. If the product does not meet this standard, Gates will repair or replace the product free of charge!**

**Please note that this warranty is customer's exclusive remedy and does not apply in the event of misuse or abuse of the product. Gates disclaims all other warranties (express or implied) including the implied warranties of fitness for a particular purpose and merchantability.**

For further details of the Gates Warranty, please see [www.gates.com/warranty](http://www.gates.com/warranty).