

VHR 200R-EC

Heat Recovery Ventilator

Product #: 75269



Fantech's HRV with electronically commutated motors (ECM), the VHR 200R-EC. EC motors use intelligent technology with integral electronic controls to ensure energy savings no matter what the airflow demands. Reduced energy usage results in lower operating costs. The motors develop less heat so significantly less maintenance is needed and the lifetime of the motor is increased.

Unlike traditional HRVs that require more power to meet supplemental ventilation needs, the compact, yet powerful VHR200R-EC allows for sizing based entirely on principal ventilation requirements.

Features

- Electronically commutated motors (ECM)
- Aluminum heat recovery core
- Removable screw terminal for easy connection
- Includes EZ-Mount wall bracket
- Multiple speed operation
- Internal recirculation defrost

Optional Controls:

- Eco-Touch™ (#44929) – Programmable Touch Screen Wall Control
- EDF7 (#44883) – Electronic multi-function dehumidistat
- RTS2 (#40164) – 20 minute timer over-ride
- RTS5 (#44794) – 20/40/60 minute timer

Specifications

- Duct size – 6" (153 mm) oval
- Weight – 66 lbs (30 kg) including core
- Voltage/Phase – 120/1
- Power rated – 200 W
- Amp – 1.4 A
- Average airflow – 207 cfm (98 L/s)
@ 0.4" P_s (100Pa)

Fans

Two (2) electronically commutated motors. The EC fans operate at high efficiency levels and offer a great energy-saving potential not only at full load, but especially at part-load. When operating at part-load, the energy used is much lower than with an AC motor of equivalent output. Reduced energy usage guarantees a drop in operating costs.

Heat Recovery Core

Aluminum heat recovery core configured for an efficient cross-flow ventilation. Core is 12" x 12" (305 x 305 mm) with a 15" (380 mm) depth. Cores are manufactured to withstand extreme temperature variations..

Winterguard™ Defrost

The VHR200R-EC incorporates a unique and quiet internal recirculation defrost that does not depressurize the home during the defrost cycle. A preset defrost sequence is activated when the outdoor temperature falls below 23° F (-5° C) and automatically adjusts itself based on operating conditions. The fan speed is also adjusted automatically to provide a smooth and quiet transition between Ventilation & Defrost mode.

Serviceability

Core, filters, fans, drain pan and electrical panel can be accessed easily from the access panel. Core conveniently slides out with only 17" (432 mm) clearance.

Duct Connections

6" (152 mm) Oval plastic duct connections with integrated balancing damper and airflow measurement ports.

Case

24 gauge galvanized steel. Baked powder coated paint.

Insulation

Cabinet is fully insulated with 1" (25 mm) high density expanded polystyrene.

Filters

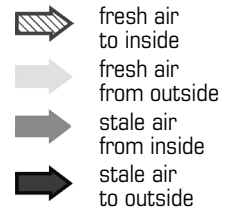
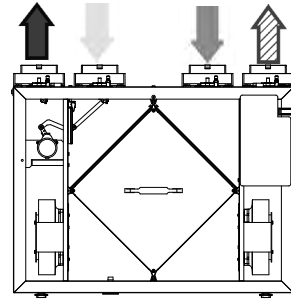
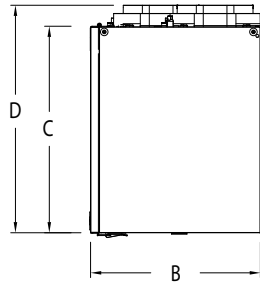
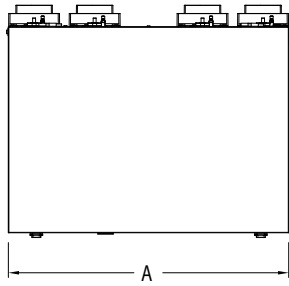
One (1) **MERV13** pleated filter for the supply air.
Dimensions: 10.75" (275 mm) x 14.75" (378) x 0.75" (20 mm).

One (1) washable electrostatic panel type air filters for the exhaust air.
Dimensions: 11.75" (298 mm) x 15" (380 mm) x 0.125" (3 mm).

Warranty

Limited lifetime on aluminum core, 7 year on motors, and 5 year on parts.

Dimensions & Airflow



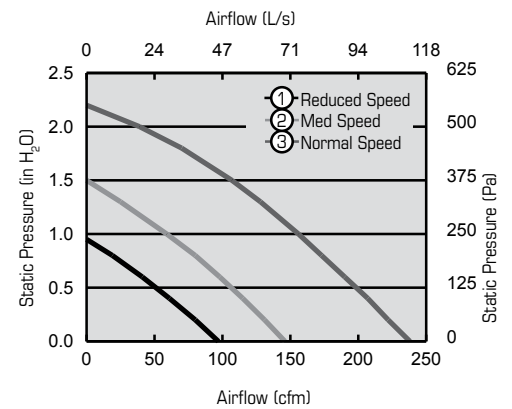
Model	A		B		C		D	
	in	mm	in	mm	in	mm	in	mm
VHR 200R-EC	28	710	17	430	20 1/2	522	22 11/16	576

Dimensional information is in inches. Clearance of 17" (432mm) in front of the unit is recommended for removal of core. All units feature three foot plug-in power cord with 3-prong plug.

Ventilation Performance

in. wg. (Pa)	0.2 (50)	0.4 (100)	0.6 (150)	0.8 (200)	1.0 (250)	1.3 (325)	1.5 (375)	1.8 (450)
	cfm (L/s)	cfm (L/s)	cfm (L/s)	cfm (L/s)	cfm (L/s)	cfm (L/s)	cfm (L/s)	cfm (L/s)
Net supply airflow	222 (105)	207 (98)	190 (90)	173 (82)	156 (74)	128 (60)	107 (51)	70 (33)
Gross supply airflow	226 (107)	211 (100)	194 (92)	176 (83)	158 (75)	131 (62)	111 (52)	73 (34)
Gross exhaust airflow	244 (115)	226 (107)	208 (98)	190 (90)	177 (84)	149 (70)	128 (60)	92 (43)

Only the data of the normal speed are HVI certified.



Energy performance

Heating	Supply temperature		Net airflow		Consumed power	Sensible recovery efficiency	Apparent sensible effectiveness	Latent recovery/moisture transfer
	°F	°C	cfm	L/s	W	%	%	-
	32	0	75	35	38	70	76	0.02
	32	0	116	55	80	66	74	0.03
	32	0	200	95	185	62	70	0.03
	-13	-25	75	35	70	65	80	0.04

Requirements and standards

- Complies with the UL 1812 requirements regulating the construction and installation of Heat Recovery Ventilators
- Complies with the CSA C22.2 no. 113 Standard applicable to ventilators
- Complies with the CSA F326 requirements regulating the installation of Heat Recovery Ventilators
- Technical data was obtained from published results of test relating to CSA C439 Standards
- HVI certified and ENERGY STAR® qualified*

* This product earned the ENERGY STAR® by meeting strict efficiency guidelines set by Natural Resources Canada and the US EPA. It meets ENERGY STAR® requirements only when used in Canada.

Contacts

Submitted by: _____	Date: _____
Quantity: _____ Model: _____	Project #: _____
Comments: _____	
Location: _____	
Architect: _____	
Engineer: _____	Contractor: _____

Distributed by:

United States 10048 Industrial Blvd. • Lenexa, KS 66215 • 1.800.747.1762 • www.fantech.net

Canada 50 Kanafllakt Way • Bouctouche, NB E4S 3M5 • 1.800.565.3548 • www.fantech.net

Fantech reserves the right to modify, at any time and without notice, any or all of its products' features, designs, components and specifications to maintain their technological leadership position.



fantech®
a systemair company