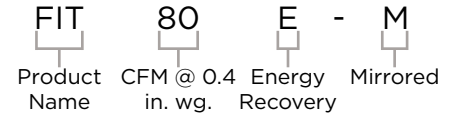



## FIT<sup>®</sup> 80E-M

### Energy Recovery Ventilator (ERV)

Product #: 479401



With the warm supply and return air on the left-hand side, the FIT 80E-M gives building designers and contractors a viable solution for mirrored floor plans.

The FIT 80E-M offers unique features tailored for multi-family applications. The door swings or slides open, creating flexibility for building personnel to perform quick and easy maintenance. The external electrical box simplifies commissioning for contractors. With balanced ventilation performance and compact dimensions (20 5/8 in. x 21 5/8 in. x 9 1/4 in.), this ERV fits seamlessly into tight spaces.

#### Features

- Warm supply and return air on the left-hand side
- Compact design
- No drain required
- Easy to install on ceiling or wall with mounting bracket included
- Energy recovery core
- Electrostatic filters (washable)
- Removable screw terminal for easy connection with external access
- Multiple speed operation
- Lightweight

#### Compatible Controls

- ECO-Touch<sup>®</sup> AUTO IAQ – Programmable Touch Screen Wall Control
- ECO-Feel<sup>®</sup> AUTO IAQ – Automatic IAQ Control
- EDF8 – Electronic multi-function dehumidistat
- EDF3 – Multi-function control
- RTS-W – Wireless 20/40/60 minute over-ride
- RTS2 – 20 minute timer over-ride
- RTS5 – 20/40/60 minute timer
- RTS4 – 20/40/60 minute timer
- MDEH1 – Dehumidistat

#### Specifications

- Duct size – 4 in. (100 mm.) round
- Voltage/Phase – 120/1
- Rated power – 58 W
- Running amperage – 0.6 A
- CSA rated amperage – 1.1 A
- Average airflow – 78 CFM (37 L/s) @ 0.4 in. wg. (100Pa)
- Weight – 29 lbs (13 kg) including core

#### Fans

Two (2) factory-balanced fans with backward curved blades. Motors come with permanently lubricated, sealed ball-bearings to guarantee long life and maintenance-free operation.

#### Energy Recovery Core

Energy recovery core made from water vapor transport durable polymer membrane that is highly permeable to humidity. The ERV core is freeze tolerant, water washable, and is resistant to mold and bacteria. Core dimensions are 10 in. x 10 in. (255 x 255 mm.) with a 8 1/8 in. (207 mm.) depth.

#### Frost Prevention

A preset frost prevention sequence is activated at an outdoor air temperature of 14°F (-10°C) and lower. During the frost prevention sequence, the supply blower shuts down and the exhaust blower switches into high speed to maximize the effectiveness of the frost prevention strategy. The appliance then returns to normal operation, and continues the cycle.

#### Serviceability

Core, filters, fans and electronic panel can be accessed easily. Core conveniently slides out with only 8 in. (203 mm.) clearance.

#### Duct Connections

4 in. (100 mm.) round metal duct connections with rubberized seal.

#### Case

22 gauge G90 galvanized corrosion resistant steel case (pre-painted door).

#### Insulation

Insulated with 3/4 in. (20 mm.) high density expanded polystyrene.

#### Filters

Two (2), UL900 certified, washable electrostatic panel type air filters 9 1/2 in. (242 mm.) x 8 1/2 in. (217 mm.) x 1/8 in. (3 mm.)

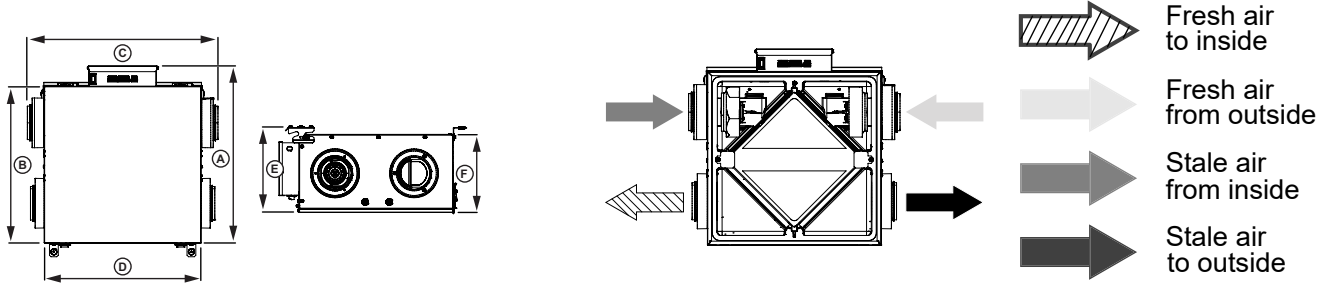
#### Installation

This appliance is typically mounted on the ceiling or wall using the included mounting bracket.

#### Limited Warranty

7 years on the Motor, 5 years on the electrical components and the core

## Dimensions & Airflow



A		B		C		D		E		F	
in	mm	in	mm	in	mm	in	mm	in	mm	in	mm
20 5/8	523	18 3/16	462	21 5/8	548	18 1/4	463	10 1/16	255	9 1/4	235

All appliances feature three foot plug-in power cord with 3-prong plug.

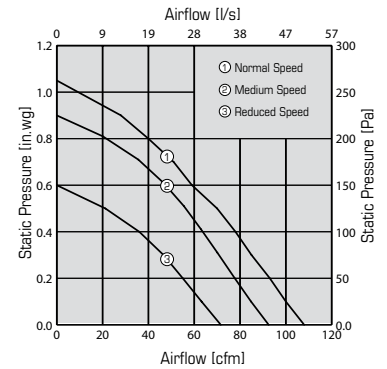
### Clearances:

8 in. (203 mm.) in front of the product for removal of core.

2 3/8 in. (61 mm.) above the electrical box to do the wire connections.

## Ventilation Performance

in. wg. (Pa)	0.1 (25)	0.2 (50)	0.3 (75)	0.4 (100)	0.5 (125)	0.6 (150)	0.7 (175)	0.8 (200)
	CFM (L/s)	CFM (L/s)	CFM (L/s)	CFM (L/s)	CFM (L/s)	CFM (L/s)	CFM (L/s)	CFM (L/s)
Net supply airflow	100 (47)	93 (44)	85 (40)	78 (37)	70 (33)	59 (28)	51 (24)	40 (19)
Gross supply airflow	102 (48)	95 (45)	89 (42)	81 (38)	72 (34)	64 (30)	53 (25)	42 (20)
Gross exhaust airflow	104 (49)	97 (46)	89 (42)	83 (39)	74 (35)	66 (31)	55 (26)	44 (21)



## Energy performance

	Supply temperature		Net airflow		Consumed power	Fan efficacy		Sensible recovery efficiency	Adjusted sensible recovery efficiency	Latent recovery/moisture transfer
	°F	°C	CFM	L/s	W	CFM/W	L/s/W	%	%	
Heating	32	0	42	20	42	1.0	0.47	70	75	0.40
	32	0	81	38	52	1.5	0.73	65	70	0.35
	-13	-25	53	25	43	1.2	0.58	55	60	0.20

	Supply temperature		Net airflow		Consumed power	Fan efficacy		Total recovery efficiency	Adjusted total recovery efficiency	Latent recovery/moisture transfer
	°F	°C	CFM	L/s	W	CFM/W	L/s/W	%	%	
Cooling	95	35	42	20	39	1.0	0.51	50	52	0.40
	95	35	81	38	51	1.5	0.74	45	46	0.35

## Requirements and standards

- Complies with the UL 1812 requirements regulating the construction and installation of Heat Recovery Ventilators
- Complies with the CSA C22.2 no. 113 Standard applicable to ventilators
- Complies with the CSA F326 requirements regulating the installation of Heat Recovery Ventilators
- Technical data was obtained from published results of test relating to CSA C439 Standards
- HVI certified

## Contacts

Submitted by: _____	Date: _____
Quantity: _____ Model: _____	Project #: _____
Comments: _____	
Location: _____	
Architect: _____	
Engineer: _____	Contractor: _____

## Distributed by:

United States 10048 Industrial Blvd. • Lenexa, KS 66215 • 1.800.747.1762 • www.fantech.net

Canada 50 Kanafllakt Way • Bouctouche, NB E4S 3M5 • 1.800.565.3548 • www.fantech.net

Fantech, reserves the right to modify, at any time and without notice, any or all of its products' features, designs, components and specifications to maintain their technological leadership position.



**fantech**<sup>®</sup>  
a systemair company