



## FIT Fresh air appliances

### ERV for balanced ventilation in multi-family homes

The FIT residential ERVs (energy recovery ventilators) improve indoor air quality (IAQ) and help lower the project's HERS score.

- **Energy Recovery Ventilator (ERV)**
  - Airflow\* up to 78 cfm @ 0.4" w.g. (FIT 80 models) and up to 129 cfm @ 0.4" w.g. (FIT 120E models)
  - 4" duct connection (FIT 80E, FIT 80E-D)
  - 5" duct connection (all FIT 120E models)
  - Compact light-weight design with 10" installed depth
  - Energy-efficient crossflow core with SRE\* up to 77% (0C/32F)
  - Optional MERV8 or MERV13 replacement filters
  - Mechanical shut-off damper (-D version)
  - ENERGY STAR Certified (-EC version of select FIT 120E models)
  - Streamline installation with mirrored versions for mirrored floor plans (-M version)
  - Hardwired (hard-connect) for direct connection to the home electrical mains (-HC version)
  - Certifications: CSA, HVI, ENERGY STAR® (FIT 120E-D-EC only)
  - Limited warranty (7 years on motors, 5 years on parts and core)
- \*For airflow and SRE details on specific models, see the Diagram and Performance sections on this page

[Find more details in our online catalogue](#)

### FIT fits multi-family projects

Designed for multi-family residential applications, the FIT® appliance brings a continuous supply of fresh air into the premises while exhausting an equal amount of contaminated air out.

### 10" Installed Depth

Simplifies installations with limited mechanical space, such as over a false ceiling.

### Energy Efficiency

The energy recovery core transfers both heat & moisture from the outgoing exhaust air to the incoming fresh air, reducing the energy required to condition it.

### Frost Prevention

Equipped with a preset frost prevention sequence, the appliances automatically activate when outdoor temperatures drop to 14°F (-10°C) or lower.

## Certifications



CSA Mark



HVI Certified

### In the Box

This appliance comes with two washable, UL900-certified, electrostatic panel-type air filters, integrated in-door manometer ports, an external electrical box with easy-connect ports, a ceiling mounting bracket, and metal collars with rubber gaskets to ensure a tight connection on rigid ductwork.

## Technical parameters

### Product

Voltage (nominal)	120	V
Phases	1~	
Input power	120	W
Input current	1	A
Air flow	127	cfm
Certificate	CSA, HVI	

### Exchanger

Recovery type	Energy recovery
---------------	-----------------

### Dimensions and weights

Weight	32.6	lb
--------	------	----

### Used for

Installation type	Ceiling; False ceiling
-------------------	------------------------

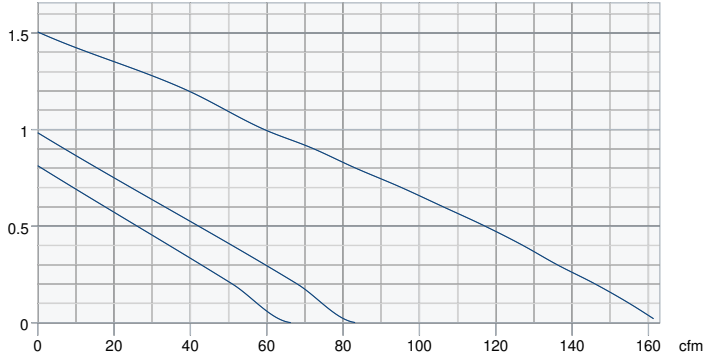
**Performance**

⚠ Recommended low airflow is outside valid range

⚠ Recommended high airflow is outside valid range

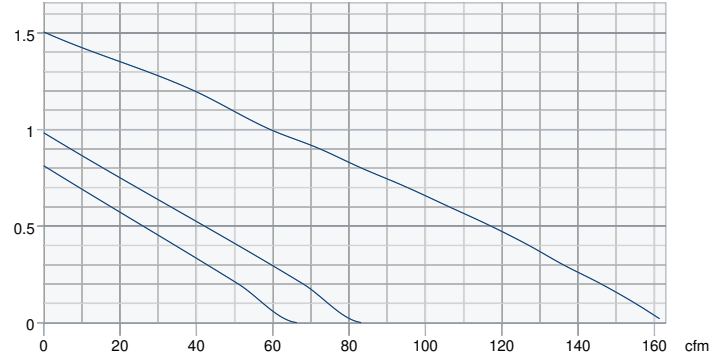
**Supply - Performance curve**

in. wg.



**Extract - Performance curve**

in. wg.



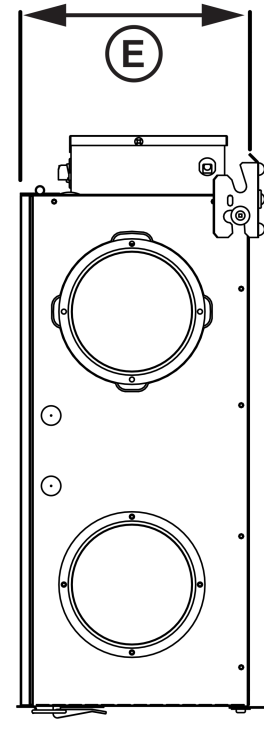
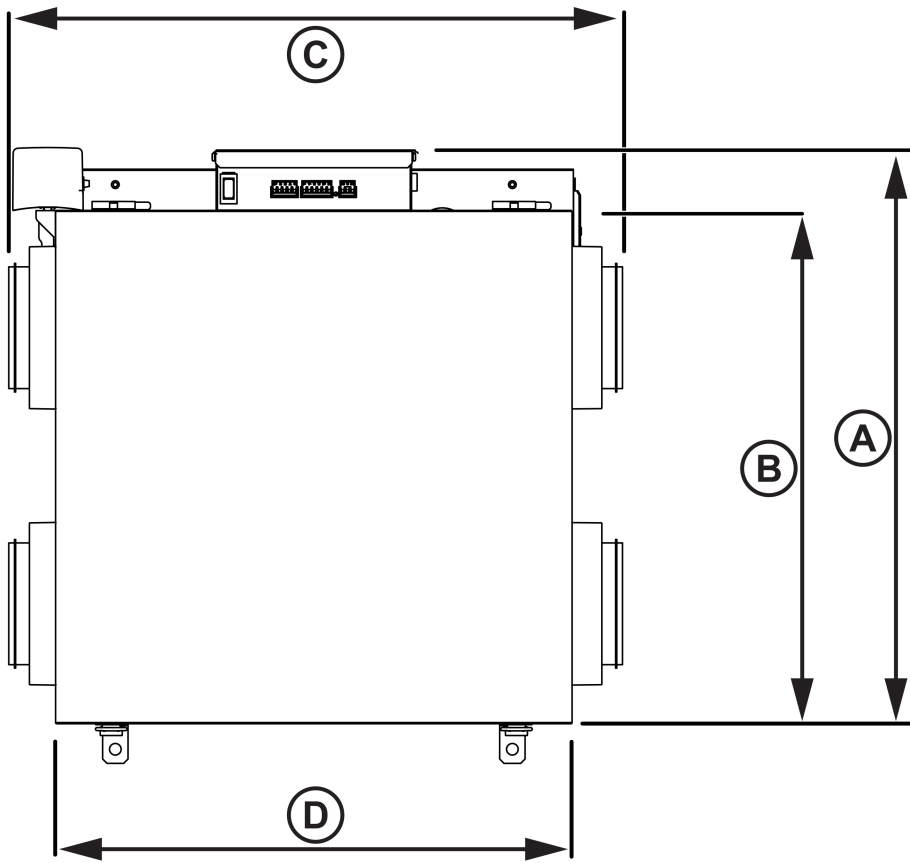
Unit	Supply	Extract
Air density	0.075 lb/ft <sup>3</sup>	

## Performances

	Supply temperature	Net airflow	Consumed power	Sensible recovery efficiency	Adjusted sensible recovery efficiency	Latent recovery/ moisture transfer
	°F(°C)	cfm (L/s)	W	%	%	%
Heating	32 (0)	51 (24)	55	74	81	76
	32 (0)	68 (32)	63	69	75	71
	32 (0)	131 (62)	104	64	69	60
	-13 (-25)	51 (24)	55	61	63	54
	Supply temperature	Net airflow	Consumed power	Total recovery efficiency	Adjusted total recovery efficiency	Latent recovery / moisture transfer
	°F(°C)	cfm (L/s)	W	%	%	%
Cooling	95 (35)	51 (24)	55	64	68	68

## Dimensions

A	B	C	D	E	F	Duct size
23 5/32 (588)	20 3/4 (527)	25 1/16 (636)	20 27/32 (529)	10 (254)	9 1/4 (235)	5 (125)
Dimensions in inches (mm).						



## Accessories

- ECO-Feel ® Auto IAQ control (414729)
- FIDT 5 Insulated Flex Duct (411062)
- MGE 5 Metal Exhaust Grill (411370)
- RTS2 Push-button timer (40164)
- EDF3 Electronic control (415515)
- Filter,MERV8,Xflow,FIT120E (461674)
- ECO-Touch ® Auto IAQ control (414727)
- MATRIX 6", 2 in 1 Vent Hood (413640)
- MGS 5 Metal Supply Grill (411369)
- RTS5 Push-button timer (44794)
- Filter,MERV13,Xflow,FIT120E (461675)
- RTS4 Push-button timer (415516)

## Documents

- E1993\_FIT\_SERIES\_BROCHURE\_EN.PDF
- E1994\_FAA\_SELECTION\_RESIDENTIAL.PDF
- E2014 Replacement Filters EN
- 445657\_IOM\_FIT\_EN.PDF
- 465964 Fit 120E-D-HC Spec Sheet
- 465972 Fit 120E-D-HC Submittal Sheet
- E400097\_\_FIT\_120E-D\_-\_120E-D-EC\_DIMENSIONAL\_SUBMITTAL.PDF
- CSI\_SPEC\_FIT\_120E\_SERIES\_-\_ERV.ZIP