



# FPPI<sup>®</sup> PRODUCT GUIDE

---

ACCESSORIES | BRASS TRIM | SEALANTS & LUBRICANTS | STANDPIPE EQUIPMENT

---



SMITH-COOPER<sup>®</sup>  
INTERNATIONAL



# YOU'VE MADE THE RIGHT CHOICE

## FIRE SPRINKLER SYSTEMS ARE NOT COMPLETE WITHOUT FPPI

Since 1989, Fire Protection Products, Inc.'s continued commitment to the distributor channel, and unmatched customer service, have made us the preferred choice among preferred fire protection products suppliers.

By choosing FPPI, you will benefit from our industry experience and commitment. Our main goal is 100% customer satisfaction, and you can witness this in every step of the process, from our product sourcing to delivery to after-sales-support for distributors and contractors. Here are a few of the measures we take to deliver on our promises:

- We support our distributor partners to better serve, support and establish more profitable/meaningful relationships with fire sprinkler contractors.
- FPPI is solely focused on the fire sprinkler products category, providing superior industry expertise, knowledge and counsel.
- Two warehouses ensure on-time delivery.
- We have meticulously selected and maintained long term relationships with our manufacturing partners, which translates into more dependable, consistently high quality products.
- Dedicated and experienced internal and external sales/customer service teams have deep industry knowledge and expertise to ensure streamlined communication and getting things right the first time.
- Unparalleled customer service and supply chain support solves issues before they happen, and provides order accuracy and peace of mind so distributors can focus on their customers.
- As the only aggregator across four broad product segments – Standpipe Equipment, Brass Trim, Sealants & Lubricants and Accessories – FPPI serves as your preferred fire protection products supplier.



**Accessories**

**Escutcheons**

Canopies	5-8
Recessed Coverage Extension	8
Threaded Recessed Escutcheons	8
Wall Plates	9-10
Rod Buttons	10
Kydex® Rings	10
Water Shield	10

**Fire Sprinkler Accessories**

Alarm Bells	11
Back Box	11
Break Locks	11
Spare Head Cabinets	12
Head Guards	12
Sign Chain	12
Identification Signs	13, 14
Identification Decals	14

**Hangers/Fasteners**

Drop-in Anchors	15
Hex Head Lag Screws	15
Hex Head Machine Bolts	15
Toggle Wings	15
Hex Nuts	16
Rod Couplings	16
Washers	16

**Pressure Gauges & Accessories**

FPPI Gauge Kits	17
FPPI Gauges	17

**Brass Trim**

**Valves**

Gate Valves	19
Angle Hose Valves	20-21
Globe Valves	22
Angle Globe Valves	23
Check Valves	24
Check Valves w/Orifice	25
Check Valves, Threaded	26
Swing Check Valves	27
Swing Check Valves, Soft Seat Threaded	28
TrimFit® OS&Y Fire Main Gate Valves	29
Three-Way Gauge Valves	30
Ball Valves, Threaded	31
Ball Valves	32
TrimFit® Adjustable Pressure Release Valves	33
TrimFit® Bronze Butterfly Valves	34-35
SureTest™ Inspector's Test & Drain Valves	36
TrimFit™ TD	37

**Miscellaneous Brass**

Ball Drips, Brass	38
Extension Nipples, Brass	38
Orifice Union	38
Sight Glass	38

**Expansion Tank**

Expansion Tank	39
----------------	----

**Sealants & Lubricants**

**Sealants & Lubricants**

PipeFit® AS Thread Sealant Paste w/PTFE	41
PipeFit® Thread Sealing Paste w/PTFE	41
LubeFit® Coupling Grease	41
ThreadFit® Cutting Oil	42
WeldFit® APS Porosity Sealant	42
BlazeMaster® Caulk & Walk®	43
FPPI® PTFE® Thread Sealing Tape	43
FPPI® High Density PTFE® Tape	43
PipeFit® Paint Markers	44
Wood Handle Brush	44

**Gasket & Flange Kits**

FlangeFit® Gasket Kits	45
Ring Gaskets	45

**Standpipe Equipment**

**Rack & Reel Hose & Accessories**

Fog Nozzles	47
Rack Nipples	47
Replacement Handles	47
Rack & Reel Fire Hose	47

**Hose Valves & Accessories**

Universal Hose Valve Caps with Chain	47
Adapters	48
Hydrant/Spanner Wrenches	48
Plugs with Chains	49
Caps with Chains	49
Swivel Gaskets	49

**Fire Department Connections & Accessories**

Outlet Manifolds	50
Fire Department Connections	51
Open Snoots	52
Residential FDC	53
Open Snoot Assemblies	53
Check Snoots	54
Replacement Swivel	54
FDC Break Caps	54
Storz Connections & Kits	55
FDC Wall Plates	55

**Technical Information**

Brass Extension Warning	56
Thread Specifications	57

The information in this product guide is believed to be reliable and accurate, but meant for reference only. FPPI and its agents cannot be held responsible or liable for incidental or consequential damages or loss suffered by any person as a result of the use or misuse of any of the information or its product by any person whose methods and qualifications are beyond our control. It is the user's responsibility to assure that products and methods of use are suitable for the intended purpose, and the preparation prior to installation, and the installation is executed properly and according to existing code, regulations where applicable and accepted industry practices. If you are not trained on the installation of this product, seek guidance from a qualified installer.

Rev. 2018

FlangeFit®, GrooveFit®, LubeFit®, PipeFit®, PipeFit AS®, ThreadFit®, TrimFit®, WeldFit® and FPPI® are registered trademarks of Fire Protection Products, Inc., and may not be used without express written permission. "FBC™, FlowGuard Gold®, BlazeMaster®, Caulk&Walk®, Corzan®, and FGG/BM/CZ™" are licensed trademarks of The Lubrizol Corporation or its affiliates. Spears® is a registered trademark of Spears Manufacturing Company. Kydex® is a registered trademark of Cleardex Corporation. This catalog is a copyrighted publication and may not be reproduced in whole or in part without express written permission.

# ACCESSORIES

## STANDING OUT FROM THE CROWD

You may not think brand matters when choosing fire sprinkler accessories, but consider this: In a category thought to be generic, FPPI strives to leave a mark. Sourced from carefully selected vendors and manufactured from high quality materials and finishes to meet and exceed industry standards, our line of accessories is known to perform on the job. But that's not where we stop. From designing our products to marketing them, we work hard to give what many contractors think of as "commodity" system parts the competitive edge you need to sell to them to your customers.

## A FEW EXAMPLES OF OUR ACTIVITIES:

### Product Design:

FPPI's cups and skirt escutcheons are all designed to be interchangeable, giving your customers maximum flexibility when installing a fire sprinkler system. FPPI's split canopy escutcheons are carefully designed to be exchanged without having to shut the system down, saving time and money.

### Listings and Approvals:

Where ever possible, our accessories are listed and approved. This ensures they come with built-in peace of mind, and your customers do not have to worry about failed inspections due to objectionable fire sprinkler system accessories in their installations.

### Marketing:

We actively provide information about our accessories line where your customers will find it. We publish informative articles in the most relevant industry media, demonstrate our products at high profile fire sprinkler trade shows, and reach out to them directly to get them to experience our products first hand – in short, we make sure your customers are aware of and are talking about our accessories.





## 1-pc Heavy Gauge Steel

Manufactured of 22 ga. chrome plated steel. Available for 1/2" or 3/4" sprinkler heads. Each escutcheon is complete with a "weep" hole for early leak detection.

Part No.	Description	in	Pack Qty.
01-720-00	1-pc Canopy IPS	1/4" - 1/2"	100
01-722-00	1-pc Canopy IPS	1/4" - 3/4"	100
01-724-00	1-pc Canopy IPS	1/2" - 1/2"	100
01-726-00	1-pc Canopy IPS	1/2" - 3/4"	100
01-728-00	1-pc Canopy IPS	3/4" - 1/2"	100
01-730-00	1-pc Canopy IPS	3/4" - 3/4"	100



01-720-00

## 1-pc Light Gauge Steel

Features a light weight design of chrome plated steel. Available in 5/8" depth only for 1/2" or 3/4" IPS sprinklers.

Part No.	Description	in	Pack Qty.
01-700-00	1-pc Lt. Gauge Canopy CP	1/2"	50
01-705-00	1-pc Lt. Gauge Canopy CP	3/4"	50



01-700-00

## 1-pc Plastic

Manufactured of injection molded plastic. Superior corrosion resistance to steel or aluminum escutcheons. Available in chrome or white finish.

Part No.	Description	in	Pack Qty.
01-800-00	1-pc Plastic Canopy CP	1/2"	10
01-805-00	1-pc Plastic Canopy WH	1/2"	10



01-800-00

## Pendent Steel Cup for 2-pc Canopies

Steel cups for pendent sprinkler installations. Complete installation requires the use of a compatible steel skirt (01-500 series). Triple chrome plated for extended corrosion resistance or powder coating used for white and off-white selections. Available for use with 1/2" or 3/4" IPS sprinklers with 0-3" total adjustment depending on skirt selection.

Part No.	Description	in	Pack Qty.
01-600-00	Standard Cup CP	1/2"	100
01-602-00	Standard Cup WH	1/2"	100
01-604-00	Standard Cup OW	1/2"	100
01-606-00	Standard Cup BR	1/2"	100
01-620-00	Standard Cup CP	3/4"	100
01-622-00	Standard Cup WH	3/4"	100
01-624-00	Standard Cup OW	3/4"	100
01-626-00	Standard Cup BR	3/4"	100



01-600-00



### Standard, Flush and Semi-flush Skirts for Pendent Steel Cup and 2-pc Pendent Steel Cup

Steel skirts are for use with 01-600 series steel cups and are available with several finishes. Three skirt types, pendent, flush and semi-flush allow for several different pendent sprinkler installation choices. White and off-white are powder coat finished for superior corrosion resistance over painted alternatives.



01-500-00



01-650-00



01-850-00

Part No.	Description		Pack Qty.
01-500-00	Standard Skirt	CP	100
01-502-00	Standard Skirt	WH	100
01-504-00	Standard Skirt	OW	100
01-506-00	Standard Skirt	BR	100
01-520-00	Flush Skirt	CP	20
01-522-00	Flush Skirt	WH	20
01-524-00	Flush Skirt	OW	200
01-526-00	Flush Skirt	BR	200
01-540-00	Semi-Flush Skirt	CP	20
01-542-00	Semi-Flush Skirt	WH	20
01-544-00	Semi-Flush Skirt	OW	200
01-546-00	Semi-Flush Skirt	BR	200

### 2-pc Pendent Steel Cup for Standard, Flush and Semi-flush Skirts

Designed as a replacement cup for typical pendent style escutcheons. Two halves snap together. Eliminates need for sprinkler head removal to replace corroded pendent style sprinkler escutcheons. For use with 01-500 series steel skirts.

Part No.	Description	in	Pack Qty.
01-650-00	2-pc Cup Only CP	1/2"	100
01-660-00	2-pc Cup Only WH	1/2"	100

### 2-pc Plastic Pendent Style

Manufactured of injection molded plastic. Features 2-3" adjustment for 1/2" IPS spinklers. (The cup may be drilled to .99" for use with 3/4" IPS sprinklers.) Superior corrosion resistance to metal alternatives.

Part No.	Description	in	Pack Qty.
01-850-00	2-pc Plastic Canopy CP	1/2"	12
01-855-00	2-pc Plastic Canopy WH	1/2"	12



## 2-pc Recessed

Recessed canopies provide a more finished look to the installed sprinkler than the pendent style escutcheon. Suitable as a lower cost substitution for OEM escutcheons if installed according to individual manufacturer's specifications. Available in 1/2" or 3/4" IPS and several finishes. Powder coating is used for black or white finishes. Powder coating provides superior corrosion resistance over painted alternatives. 3/4" adjustment.

Part No.	Description		in	Pack Qty.
01-400-00	2-pc Rec. Canopy	CP	1/2"	200
01-402-00	2-pc Rec. Canopy	WH	1/2"	200
01-406-00	2-pc Rec. Canopy	BR	1/2"	200
01-408-00	2-pc Rec. Canopy	BK	1/2"	200
01-412-00	2-pc Rec. Canopy	CP	3/4"	200
01-414-00	2-pc Rec. Canopy	WH	3/4"	200
01-418-00	2-pc Rec. Canopy	BR	3/4"	200
01-420-00	2-pc Rec. Canopy	BK	3/4"	200



01-400-00

## 2-pc Recessed, Short Skirt

The short skirt recessed escutcheon is similar to the regular recessed canopy. It provides slightly less adjustment for use with residential recessed style sprinklers. Suitable as a low cost substitution for OEM escutcheons if installed according to individual manufacturer's specifications. Available in 1/2" or 3/4" IPS and several finishes. Powder coating is used for white finishes. It provides superior corrosion resistance over painted alternatives. 1/2" adjustment.

Part No.	Description			in	Pack Qty.
01-450-00	2-pc Rec. Canopy	CP	Short	1/2"	200
01-452-00	2-pc Rec. Canopy	WH	Short	1/2"	200
01-456-00	2-pc Rec. Canopy	BR	Short	1/2"	200
01-470-00	2-pc Rec. Canopy	CP	Short	3/4"	200
01-472-00	2-pc Rec. Canopy	WH	Short	3/4"	200



01-450-00



01-481-10

**Threaded Recessed Sprinkler Escutcheon**

The recessed canopy has been widely accepted as the preferred method of finished sprinkler head installation. This type of canopy is one of the most aesthetically pleasing by making the sprinkler less obtrusive. FPPI's threaded recessed canopies are available in white or chrome. The retainer features a threaded outer edge for fine adjustment & optimal hold of the skirt or outer ring.

Part No.	Description	in	Pack Qty.
01-481-00	2pc Rec Canopy, Chrome, Threaded	¾"	200
01-481-10	2pc Rec Canopy, White, Threaded	¾"	200



01-403-00

**3-pc Recessed Canopy with Split Retainer**

All the features and benefits of our regular recessed canopies. Retainer is two pieces that snap together to accommodate changing out the escutcheon without removing the sprinkler head or shutting down the sprinkler system.

Part No.	Description		in	Pack Qty.
01-401-00	3pc Rec Canopy, Split	CP	½"	200
01-403-00	3pc Rec Canopy, Split	WH	½"	200



01-491-00

**Coverage Plate for Recessed Canopy**

When added to the recessed canopy, the coverage plate increases the overall coverage of the recessed canopy flange from approximately 2⅞" to 5" OD. Use when the hole in ceiling material is oversized to meet new requirement for earthquake standards.

Part No.	Description		in	Pack Qty.
01-491-00	Coverage Plate CP	OD	5"	100
01-493-00	Coverage Plate WH	OD	5"	100



## Wall Plate, Cast Iron, GALVANIZED

Manufactured of malleable iron & galvanized for superior corrosion resistance. Complete with set screw for secure positioning on installed pipe.

Part No.	Description		in	Pack Qty.
01-300-00	MI Wall Plate	IPS Galv	1"	5
01-301-00	MI Wall Plate	IPS Galv	1¼"	5
01-302-00	MI Wall Plate	IPS Galv	1½"	5
01-303-00	MI Wall Plate	IPS Galv	2"	5
01-304-00	MI Wall Plate	IPS Galv	2½"	5
01-305-00	MI Wall Plate	IPS Galv	3"	5
01-306-00	MI Wall Plate	IPS Galv	4"	5



01-300-00

## Wall Plate, Heavy Gauge Steel

Features chrome plated steel construction, hinged, with springs for easy installation and centering on pipe.

Part No.	Description	in	Pack Qty.
01-200-00	Steel Wall Plate	½"	48
01-201-00	Steel Wall Plate	¾"	48
01-202-00	Steel Wall Plate	1"	48
01-203-00	Steel Wall Plate	1¼"	80
01-204-00	Steel Wall Plate	1½"	60
01-205-00	Steel Wall Plate	2"	60
01-206-00	Steel Wall Plate	2½"	40
01-207-00	Steel Wall Plate	3"	12
01-208-00	Steel Wall Plate	4"	30
01-209-00	Steel Wall Plate	5"	20
01-210-00	Steel Wall Plate	6"	30
01-211-00	Steel Wall Plate	8"	24
01-212-00	Steel Wall Plate	10"	24



01-202-00



### Wall Plate, Plastic (Chrome or White)

Features one piece construction of flexible plastic, split for easy installation around installed pipe. Vacuum metalized chrome finish for enhanced appearance. Will not fall off pipe under normal conditions.



01-220-00



01-155-00



01-100-00



01-680-00

Part No.	Part No.	Description	in	Pack Qty.
Chrome	White			
01-220-00	01-232-00	Plastic Wall Plate	1/2"	12
01-221-00	01-233-00	Plastic Wall Plate	3/4"	12
01-222-00	01-234-00	Plastic Wall Plate	1"	12
01-223-00	01-235-00	Plastic Wall Plate	1 1/4"	12
01-224-00	01-236-00	Plastic Wall Plate	1 1/2"	12
01-225-00	01-237-00	Plastic Wall Plate	2"	12
01-226-00	01-238-00	Plastic Wall Plate	2 1/2"	12
01-227-00	01-239-00	Plastic Wall Plate	3"	12
01-228-00	01-240-00	Plastic Wall Plate	4"	12
01-229-00	01-241-00	Plastic Wall Plate	5"	6
01-230-00	01-242-00	Plastic Wall Plate	6"	6
01-231-00	01-243-00	Plastic Wall Plate	8"	6

### Rod Buttons for 3/8-16 rod, Plastic

Manufactured from injection molded white plastic. Provides a clean installation for all thread rod in interior areas visible to occupants.

Part No.	Description	in	Pack Qty.
01-150-00	Plastic Rod Button WH	3/8"	100
01-155-00	Plastic Rod Button CP	3/8"	100

### Kydex® Ring

For use as a backing material behind sprinkler escutcheons. 4" diameter covers most oversize holes (including oversize holes in ceiling materials to meet seismic requirements) cut in ceiling material during installation or ceiling material replacement. Kydex® is a fire resistant material made by Cleardex. May be cut to install around an existing sprinkler drop.

Part No.	Description	Pack Qty.
01-100-00	Kydex® Ring	100

### Water Shield

Features one piece aluminum construction for 1/2" or 3/4" IPS sprinklers. 4" OD x .030"

Part No.	Description	in	Pack Qty.
01-680-00	IPS Water Shield	1/2"	200
01-682-00	IPS Water Shield	3/4"	200



### Alarm Bells and Bell Accessories

Alarm bells provide an audible notification of sprinkler events. They are activated by monitoring switch or alarm panel.

Part No.	Description	in	Pack Qty.
02-450-00	Alarm Bell 120VAC, UL listed	10"	10
02-450-50	Alarm Bell 24VDC, UL Listed	10"	10
02-452-00	Alarm Bell 120VAC, UL listed	6"	20
02-452-50	Alarm Bell 24VDC, UL Listed	6"	20
02-457-00	Bell Guard		20



02-450-00

### Back Box for Fire Alarm Bell

Bell back boxes are made from high impact ABS thermoplastic and protect electrical connections to the bell. Corrosion resistant.

Part No.	Description	Pack Qty.
02-454-00	Alarm Bell Back Box, ABS	10



02-454-00

### Break Shackle Locks

FPPI offers break shackle locks to prevent tampering with controlled valves. Locks are keyed alike to allow easy access to secured valves by authorized personnel.

Part No.	Description			Pack Qty.
02-410-00	Plastic Rod Button	WH	#764-40	100
02-411-00	Plastic Rod Button	CP	#500KABRK197	100



02-410-00



02-400-00



02-600-00



02-615-00



02-201-00

### Spare Sprinkler Head Cabinets

All spare sprinkler head cabinets are equipped with “knockouts” to accommodate 1/2” or 3/4” sprinkler heads. ESFR head box will accommodate 3/4” or 1” IPS sprinklers. Finish: Red enamel.

Part No.	Description			Pack Qty.
02-400-00	Spare Head Box	12	Head	20
02-401-00	Spare Head Box	6	Head	25
02-402-00	Spare Head Box	3	Head	40
02-403-00	ESFR Spare Head Box	6	Head	20
02-404-00	Spare Head Box	24	Head	10
02-405-00	Spare Head Box	36	Head	10

### Sprinkler Head Guards

FPPI Sprinkler Head Guards provide sprinkler head protection from occasional light contact in warehouses, institutional and other applications where the occupancy exposes the sprinkler head to potential damage from its environment. Sprinkler head guards do not protect sprinkler heads from direct impact or abuse.

Part No.	Description		in	Pack Qty.
02-600-00	Headguard 1-pc 2-hk Red			100
02-605-00	Headguard 1-pc 2-hk CP			100
02-610-00	Headguard Recessed 1pc, 2-hk	CP		10
02-612-00	Headguard Recessed 1pc, 2-hk	WH		10
02-615-00	Headguard w/shield 1-pc 2-hk	Red		100
02-620-00	Headguard w/shield 1-pc 2-hk	CP		100
02-630-00	2-pc Headguard Red	IPS	1/2"	50
02-631-00	2-pc Headguard Red	IPS	3/4"	25
02-635-00	2-pc Headguard CP	IPS	1/2"	25
02-690-00	Base for 2-pc	Red		25
02-691-00	Set Screw for Headguard			1

### Sign Chain

Zinc plated for corrosion resistance. Suitable for use in exposed areas.

Part No.	Description	Pack Qty.
02-200-00	#16 Sign Chain, 100' Box	1
02-201-00	#16 Sign Chain, 250' Reel	1



### Sprinkler Identification Signs

FPPI's sprinkler identification signs are manufactured of aluminum, painted white then printed with "fade resistant" red ink. Each sign is drilled for easy installation and is plastic coated to prevent scratching of finish during shipment and final installation. Designed in accordance with NFPA requirements.

Part No.	Description	in	Pack Qty.
02-002-00	Blank Sign w/border	6" x 2"	10
02-006-00	Air Control	6" x 2"	10
02-010-00	Air Line	6" x 2"	10
02-014-00	Alarm Line	6" x 2"	10
02-018-00	Alarm Test	6" x 2"	10
02-022-00	Anti-Freeze System	6" x 2"	10
02-023-00	Anti-Freeze System	5" x 7"	10
02-024-00	Auto Sprinkler Shut-Off	12" x 10"	10
02-026-00	Auxiliary Drain	6" x 2"	10
02-034-00	Control Valve	6" x 2"	10
02-036-00	Control Valve	4" x 6"	10
02-037-00	Control Valve	5" x 7"	10
02-038-00	Control Valve	9" x 7"	10
02-042-00	Drain	6" x 2"	10
02-046-00	Drain Valve	6" x 2"	10
02-049-00	Drum Drip	6" x 2"	10
02-050-00	Dry Standpipe	6" x 2"	10
02-051-00	Fire Dept. Connection	6" x 2"	10
02-052-00	FDC w/ Arrow Label	12" x 10"	10
02-053-00	Excess Pressure Pump	6" x 2"	10
02-054-00	Entire System	6" x 2"	10
02-055-00	Fire Alarm Bell	9" x 7"	10
02-056-00	Fire Alarm Bell Plastic	7" Round	10
02-057-00	911 Fire Alarm Bell Plastic	7" Round	10
02-058-00	F.S. Valve Do Not Close	6" x 2"	10
02-060-00	Fire Sprinkler Riser Inside	6" x 2"	10
02-062-00	From City Main	6" x 2"	10
02-064-00	General Information	9" x 7"	10
02-066-00	In This Building	6" x 2"	10
02-070-00	In This Section	6" x 2"	10
02-074-00	Inspectors Test	6" x 2"	10
02-077-00	Hydraulic System	5" x 7"	10
02-081-00	Hydraulic System	8½" x 11"	10
02-082-00	Main Control	6" x 2"	10
02-083-00	Low Point	6" x 2"	10
02-086-00	Main Drain	6" x 2"	10
02-091-00	Multi-use System, Warning	5" x 7"	10
02-092-00	Normally Closed	6" x 2"	10



02-023-00



02-024-00



02-063-00



02-057-00



**Sprinkler Identification Signs (continued)**

Part No.	Description	in	Pack Qty.
02-096-00	Normally Open	6" x 2"	10
02-098-00	Open Sprinkler	6" x 2"	10
02-100-00	Open Sprinkler Control	6" x 2"	10
02-105-00	Open Valve	6" x 2"	10
02-108-00	Sprinkler Control Valve	6" x 2"	10
02-110-00	Sprinkler Drain Valve	6" x 2"	10
02-111-00	Sprinkler Drain Room	6" x 2"	10
02-112-00	Sprinkler Valve Room	6" x 2"	10
02-114-00	Sprinklers Throughout Bldg.	12" x 10"	10
02-116-00	Standpipe System	6" x 2"	10
02-120-00	Test & Drain	6" x 2"	10
02-124-00	Test Valve	6" x 2"	10
02-128-00	Water Motorline	6" x 2"	10
02-132-00	Wet Standpipe	6" x 2"	10
02-133-00	Wet Standpipe Shutoff	6" x 2"	10



02-064-00



02-091-00



02-027-00



02-061-00

**Sign Kits**

FPPI offers pre-packed sign kits for alarm valve and dry valve installations. Each kits contains a selection of signs that is typically used to indicate the respective installation. The Alarm Valve Sign Kit includes two Inspectors Test signs and one each Auxiliary Drain, Main Drain, Alarm Test, and Control Valve sign. The Dry Valve Sign Kit contains one each of the Inspectors Test, Auxiliary Drain, Main Drain, Alarm Test & Control Valve sign. All signs are 6" x 2" in size.

Part No.	Description	in	Pack Qty.
02-190-00	Alarm Valve Sign Kit	6" x 2"	1
02-191-00	Dry Valve Sign Kit	6" x 2"	1

**Sprinkler Identification Signs, Decals**

Printed with "fade resistant" red ink on white vinyl.

Part No.	Description	in	Pack Qty.
02-027-00	Auxiliary Drain, Decal (100/roll)	6" x 2"	1 roll
02-035-00	Control Valve Decal (100/roll)	6" x 2"	1 roll
02-040-00	Do Not Hang Decal (100/roll)	2 1/4" Round	1 roll
02-061-00	Fire Sprinkler Line Decal (100/roll)	6" x 2"	1 roll
02-063-00	Fire Sprinkler Riser Room Decal	6" x 18"	25
02-065-00	General Information Decal	9" x 7"	10
02-075-00	Inspectors Test Decal (100/roll)	6" x 2"	1 roll
02-079-00	Hydraulic System Foil Decal	5" x 7"	10
02-080-00	Hydraulic System Decal	5" x 7"	25
02-087-00	Main Drain Decal (100/roll)	6" x 2"	1 roll
02-090-00	Multi-use System Warning Decal	5" x 7"	25



### Drop-In Anchors, UL Listed/Setting Tools

Zinc plated for corrosion resistance. UL Listed in accordance with NFPA requirements. Follow installation instructions for proper use.

Part No.	Description	in	Pack Qty.
05-470-00	Drop-in Anchor	3/8"	50
05-471-00	Drop-in Anchor	1/2"	50
05-472-00	Drop-in Anchor	3/8", Mini	100
05-474-00	Setting Tool	1/2"	1
05-475-00	Setting Tool	3/8"	1
05-476-00	Setting Tool	3/8", Mini	1



05-471-00, 05-470-00, 05-472-00

### Lag Screws, Hex Head

Zinc plated for corrosion resistance.

Part No.	Description	in	Pack Qty.
05-400-00	Hex Lag Screw	1/4" x 2"	100
05-405-00	Hex Lag Screw	3/8" x 2"	50
05-406-00	Hex Lag Screw	3/8" x 2 1/2"	50
05-407-00	Hex Lag Screw	3/8" x 3"	50
05-409-00	Hex Lag Screw	1/2" x 2 1/2"	25
05-410-00	Hex Lag Screw	1/2" x 3"	25



05-400-00 - 05-409-00

### Machine Bolts, Hex Head

Zinc plated for corrosion resistance. Ideally suited for all types of flanged connections.

Part No.	Description	in	Pack Qty.
05-433-00	#2 Bolt	3/8" x 2"	50
05-435-00	#2 Bolt	1/2" x 2"	25
05-437-00	#2 Bolt	5/8" x 3"	200
05-444-00	#2 Bolt	3/4" x 3 1/2"	100
05-446-00	#2 Bolt	7/8" x 3 3/4"	70

Bolts manufactured to ASTM A307, Grade A



05-435-00 - 05-446-00

### Toggle Wings

Zinc plated for corrosion resistance.

Part No.	Description	in	Pack Qty.
05-145-00	Toggle Wings	3/8"	50



05-145-00

**Nuts, Hex**

Zinc plated for corrosion resistance.



05-450-00 - 05-454-00

Part No.	Description	in	Pack Qty.
05-450-00	Hex Nut	3/8"	100
05-451-00	Hex Nut	1/2"	100
05-452-00	Hex Nut	5/8"	50
05-453-00	Hex Nut	3/4"	50
05-454-00	Hex Nut	7/8"	25

Hex nuts manufactured to ASTM A194, Grade 2

**Rod Couplings, Zinc**

Zinc plated for corrosion resistance.



05-135-00 - 05-139-00

Part No.	Description	in	Pack Qty.
05-135-00	Rod Coupling	3/8" x 1 1/8"	100
05-136-00	Rod Coupling	3/8" x 1 3/4"	50
05-137-00	Rod Coupling	1/2" x 1 3/4"	50
05-138-00	Rod Coupling	5/8" x 2 1/8"	25
05-139-00	Rod Coupling	3/4" x 2 1/4"	20

Rod Couplings manufactured to ASTM A563, Grade A

**Washers**

Zinc plated for corrosion resistance.



05-415-00 - 05-422-00

Part No.	Description	in	Pack Qty.
05-415-00	Flat Washer	3/8"	100
05-416-00	Flat Washer	1/2"	100
05-417-00	Flat Washer	5/8"	50
05-418-00	Flat Washer	3/4"	50
05-421-00	Fender Washer	3/8" x 2"	100
05-422-00	Fender Washer	1/2" x 2"	100



### Pressure Gauge Kits

Each kit contains a pressure gauge\*, 1/4" 3-way valve\*, 1/4" x 4" galvanized pipe nipple, 1/2" x 1/4" bushing and a 1/4" IPS pipe plug, clamshell packed to make sure all components get to the job.

Part No.	Description	Pack Qty.
11-565-00	Gauge Kit, Water	16
11-566-00	Gauge Kit, Air/Water	16
11-567-00	Gauge Kit, Air	16
11-568-00	Gauge Kit, Air w/Retard	16
11-569-00	Gauge Kit, Air/Water, Personalized	16

\* Components are UL/ULc/FM listed/approved or both.



11-565-00 - 11-569-00



11-565-00 - 11-569-00

### FPPI Pressure Gauges and Accessories

Each gauge features an impact and corrosion resistant case made from ABS plastic (liquid filled gauge features a stainless steel case, air/water gauge is available with plastic or stainless steel case). Features phosphor bronze bourdon tube movement with white enameled brass dial face with large numbers for easy reading. Dual scale to 300 PSI/2000Kpa. UL/ULc Listed and FM Approved.

Part No.	Description	in		Pack Qty.
11-550-00	Water Gauge	4"	UL/ULc/FM	60
11-551-00	Air Gauge	4"	UL/ULc/FM	60
11-552-00	Air Gauge w/Retard	4"	UL/ULc/FM	60
11-553-00	Air/Water Gauge	4"	UL/ULc/FM	60
11-553-10	Air/Water Gauge	4"	UL/ULc/FM	60
11-555-00	Resid. Spr. Gauge	2"		240
11-558-00	Water Gauge - Personalized	4"	UL/ULc/FM	60
11-559-00	Air/Water Gauge - Personalized	4"	UL/ULc/FM	60
11-560-00	Liquid Filled Gauge	4"		24
11-561-00	Air Gauge w/Retard - Personalized		UL/ULc/FM	60



11-550-00



11-555-00

# BRASS TRIM

## FOR WHEN YOU NEED TO CONTROL THE WATER FLOW

Brand does make a difference when choosing valves. At FPPI, we develop products that live up to the highest quality standards and are easy to install to save your customers time and money. All our brass trim products are made from heavy brass or bronze to resist corrosion and provide long service life. Wherever possible, listings and approvals pave the way for easy approvals on installations and system updates; and our wide variety of available sizes, configurations and threaded or grooved connections cover nearly all possible requirements.

### A FEW EXAMPLES OF WHAT SETS OUR VALVES APART:

#### Flexibility:

Our TrimFit® line of valves is designed for maximum performance and flexibility. Many of our valves can be installed in different orientations, be monitored to signal if the valve is open or closed, and are available in different configurations, and threaded or grooved connections.

#### Availability:

Thanks to our strategic warehouse locations, superior operations policy and excellent customer service, the products you order are shipped out of our warehouse usually within 24 hours from order confirmation and will arrive at your location within 2 business days (continental US). We also keep our products in stock, so you won't have to wait for backorders to arrive until we can fulfill your orders.

#### Listings and approvals:

Where possible, our brass trim products are UL listed and FM approved for use in fire sprinkler systems, so you can choose them with confidence and peace of mind.





**Gate Valve, Rough, Brass, UL/ULc/FM**

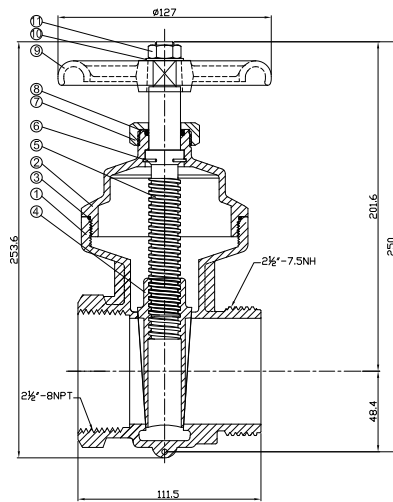
Gate type hose valves feature all brass\* construction with forged bodies for rigidity and light weight. Used as a fire dept outlet connection. Unrestricted waterway allows full flow. Suitable for use as a pump test valve. Non-rising stem requires less installation space. 300 psi UL, ULC and FM Approved.

**Materials**

- Forged Brass\*

\*For dry systems only.

\*Contains lead. Not for use in water systems intended for human consumption.



07-070-00



Part No.	Description	in	Material	Pack Qty.
07-070-00	FNPT x MNST	2½	Rough Brass	4
07-070-10	FNPT x MNST	2½	Polished Chrome	4
07-074-00	FNPT x MNST	3	Rough Brass	4
07-078-00	FNST Swivel x MNST	2½	Rough Brass	4
07-078-01	FBCT/FNYCORP Swivel x MNST	2½	Rough Brass	4
07-078-02	FQST Swivel x MNST	2½	Rough Brass	4
07-078-03	FONT Swivel x MNST	2½	Rough Brass	4
07-078-04	FPHX Swivel x MNST	2½	Rough Brass	4
07-078-05	FTEM Swivel x MNST	2½	Rough Brass	4
07-078-06	FCLV Swivel x MNST	2½	Rough Brass	4
07-078-07	FDET Swivel x MNST	2½	Rough Brass	4
07-078-09	FNYFD Swivel x MNST	2½	Rough Brass	4
07-078-10	FCIN (NEW) Swivel x MNST	2½	Rough Brass	4
07-078-11	FCIN (OLD) Swivel x MNST	2½	Rough Brass	4
07-078-13	FRAL Swivel x MNST	2½	Rough Brass	4
07-078-14	FNVS Swivel x MNST	2½	Rough Brass	4



07-000-00



### Angle Hose Valves, UL/ULc Listed and FM Approved

Angle hose valves feature all brass\* construction with forged or cast bodies for rigidity and light weight. Typical uses are in rack assemblies or any other application which requires a listed fire hose valve. Available in rough brass or polished chrome finish with a red hand wheel. UL, ULc Listed, FM Approved.

#### Specifications

- Rated Pressure: 300 PSI

#### Materials

- Cast or Forged Brass\* Body
- Finish: Rough Brass/Polished Chrome\*

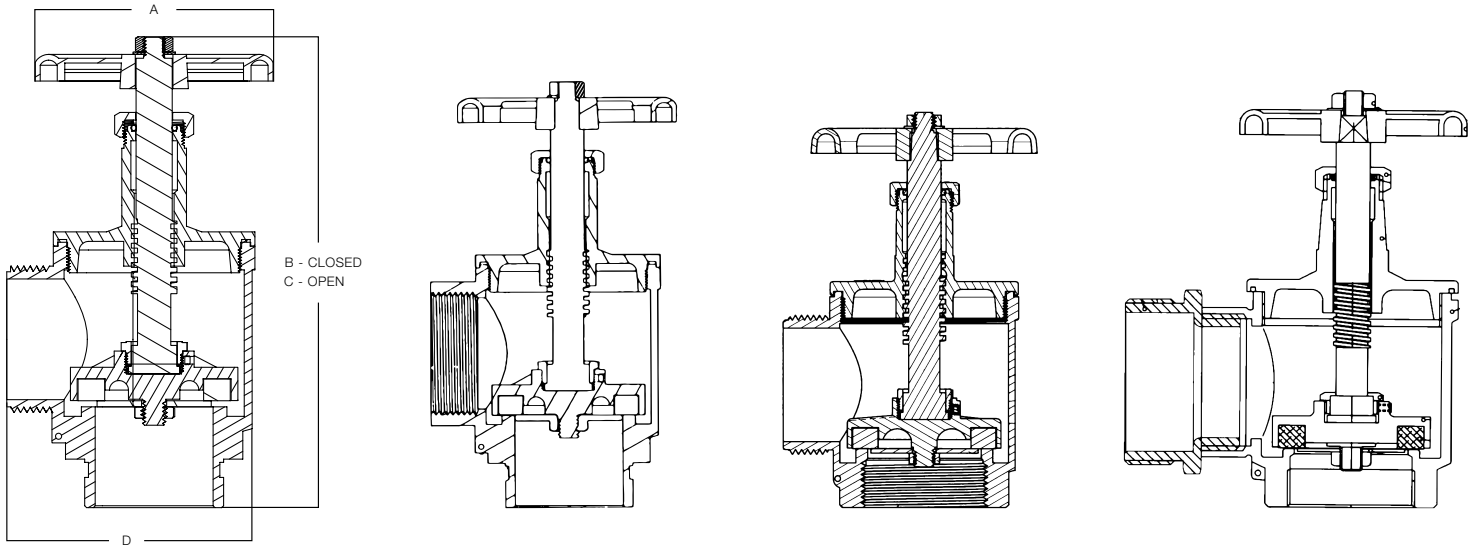
NOTE: DO NOT OVER TIGHTEN. OVER TIGHTENING OF THE VALVE DURING INSTALLATION TO THE MALE PIPE THREADS MAY CRACK OR DEFORM THE VALVE BODY. ONLY USE TOOLS SUITABLE FOR THE INSTALLATION OF THIS PRODUCT. DO NOT USE PIPE WRENCH EXTENDERS TO INCREASE LEVERAGE ON PIPE WRENCHES. THIS MAY RESULT IN VALVE DAMAGE AS WELL AS PERSONAL INJURY.

\*Contains lead. Not for use in water systems intended for human consumption.



07-001-00





Part No.	Description	Size	A		B		C		D		Material	Pack Qty.
			in	in	mm	in	mm	in	mm	in		
07-000-00	FNPT X MNST	2½	5	127	8.64	219.5	10.41	264.5	5.2	132	Rough Brass	6
07-000-10	FNPT X MNST (PC)	2½	5	127	8.64	219.5	10.41	264.5	5.2	132	Polished Chrome	6
07-001-00	GRV X MNST	2½	5	127	9.42	239.3	11.2	284.3	5.12	130	Rough Brass	4
07-001-02	GRV X MQST	2½	5	127	9.42	239.3	11.2	284.3	5.12	130	Rough Brass	4
07-001-03	GRV X MNYFD	2½	5	127	9.42	239.3	11.2	284.3	5.12	130	Rough Brass	4
07-002-00	FNPT X MBCT/NYCORP	2½	5	127	8.64	219.5	10.41	264.5	5.2	132	Rough Brass	6
07-003-00	FNPT X MNYFD	2½	5	127	8.64	219.5	10.41	264.5	5.2	132	Rough Brass	6
07-004-00	FNPT X MQST	2½	5	127	8.64	219.5	10.41	264.5	5.2	132	Rough Brass	6
07-005-00	FNPT X MRCH	2½	5	127	8.64	219.5	10.41	264.5	5.2	132	Rough Brass	6
07-006-00	FNPT X MONT	2½	5	127	8.64	219.5	10.41	264.5	5.2	132	Rough Brass	6
07-008-00	FNPT X MPHX	2½	5	127	8.64	219.5	10.41	264.5	5.2	132	Rough Brass	6
07-010-00	FNPT X MTEM	2½	5	127	8.64	219.5	10.41	264.5	5.2	132	Rough Brass	6
07-012-00	FNPT X MCLV	2½	5	127	8.64	219.5	10.41	264.5	5.2	132	Rough Brass	6
07-014-00	FNPT X MDET	2½	5	127	8.64	219.5	10.41	264.5	5.2	132	Rough Brass	6
07-016-00	FNPT X MCF	2½	5	127	8.64	219.5	10.41	264.5	5.2	132	Rough Brass	6
07-020-00	FNPT X FNPT	2½	5	127	8.64	219.5	10.41	264.5	5.2	132	Rough Brass	6
07-021-00	GRV X FNPT	2½	5	127	9.42	239.3	11.2	284.3	5.12	130	Rough Brass	4
07-022-00	FNPT X MNST	1½	3.89	98.8	6.71	170.4	7.81	198.5	3.84	97.5	Rough Brass	2
07-024-00	FNPT X FNPT	1½	3.89	98.8	6.71	170.4	7.81	198.5	3.84	97.5	Rough Brass	2
07-050-00	FNPT X 3 MNST	2½	5	127	8.64	219.5	10.41	264.5	7.74	196.5	Rough Brass	4

\*07-050-00 is made up of parts 07-020-00 with 07-970-00 installed.



06-804-00



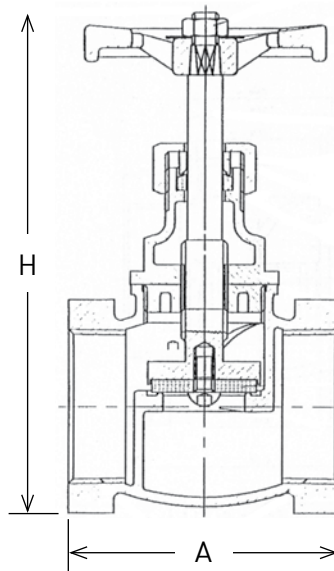
### Globe Valves, with Soft Seats, Bronze, UL/ULC Listed, 300 PSI

FPPI® TrimFit Bronze\* Globe Valves are precision cast then machined using state of the art facilities. Each valve features a full floating seat holder for reduced seat wear when closing the valve. Seat is made of pure virgin PTFE for longer seat life and reduced maintenance as compared to rubber seat valves. TrimFit trim valves are suitable for use in regular (175psi) and high pressure (300psi) sprinkler systems. Standard configuration is FNPT x FNPT and is available in 1/4" IPS through 2" IPS sizes. Each valve carries the UL Listing. UL/ ULC Listed 2R97.

#### Materials

- Brass\* or Bronze\*
- Seat-PTFE
- Hand wheel-JIS FC 20 painted red

\*Contains lead. Not for use in water systems intended for human consumption.



Part No.	Description	Size	A		H		Pack Qty.
		in	in	mm	in	mm	
06-798-00	Globe Valve	1/4	1.80	48.3	3.50	88.9	10
06-800-00	Globe Valve	1/2	2.00	50.8	3.60	91.4	10
06-802-00	Globe Valve	3/4	2.13	54.1	3.75	95.3	10
06-804-00	Globe Valve	1	2.50	63.5	4.50	114.3	5
06-806-00	Globe Valve	1 1/4	2.80	71.1	5.50	139.7	5
06-808-00	Globe Valve	1 1/2	3.25	82.6	6.50	165.1	2
06-810-00	Globe Valve	2	3.80	96.5	7.50	190.5	1



## Angle Globe Valve, Brass UL/ULc Listed 300PSI

Manufactured from cast brass\*, our angle valves are for Trim or Drain applications and are designed to be suitable for all sprinkler systems including high pressure sprinkler systems. The soft seat design utilizes NBR Nancar N70 material or PTFE for positive sealing to 300 psi. The most common use for the 2" IPS size is as a system drain at the riser. May be used on both alarm valve and shotgun type riser assemblies.

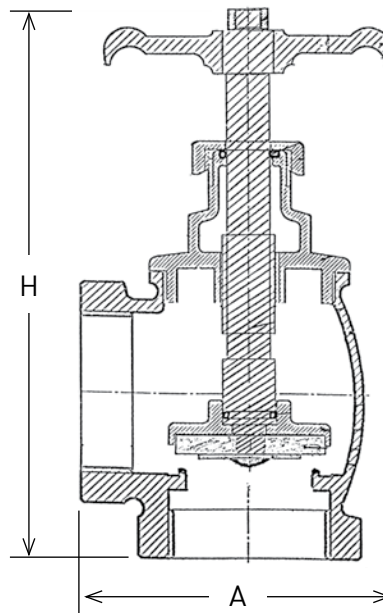
### Materials

- Cast Brass\*: Body, Bonnet
- Brass\* ASTM B16: Gland, Holder, Stem, Washer
- Stainless Steel: Nut
- NBR Nancar N70: Rubber seat
- JIS FC20: Hand wheel

\*Contains lead. Not for use in water systems intended for human consumption.



06-824-00



Part No.	Description	Size	A		H		Pack Qty.
		in	in	mm	in	mm	
06-820-00	Angle Valve	½	1.75	44.5	4.60	116.8	8
06-822-00	Angle Valve	¾	2.00	50.8	4.88	123.9	5
06-824-00	Angle Valve	1	2.50	63.5	5.85	148.6	5
06-826-00	Angle Valve	1¼	3.00	76.2	6.45	163.8	4
06-828-00	Angle Valve	1½	3.50	88.9	7.50	190.5	4
06-830-00	Angle Valve	2	4.00	101.6	8.25	209.6	2



### Check Valves, Rough Brass UL/ULC Listed and FM Approved\*

Check valves feature cast brass\* bodies with a spring loaded clapper assembly making this valve suitable for vertical or horizontal installations. Features metal faced clapper with O-ring seat. Rated to 300 psi. Valve bodies are tapped and plugged 1/2" IPS for additional equipment such as a ball drip valve when used in conjunction with a Fire Department Connection or a pressure gauge when used in a supply line.



09-572-00



#### Specifications

- Rated Pressure: 300 PSI

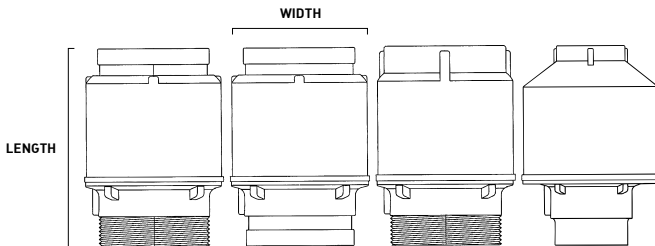
#### Materials

Part	Specification
1. Body	Cast Brass*
2. Clapper	Brass* ASTM c37700
3. Pin	Brass* ASTM c86300
4. Spring	Stainless Steel
5. O-Ring	NBR1052
6. Threaded Port	Brass* NPT Plug 1/4" on 1 1/2" - 3" valves 1/2" on 4" valves

NOTE: DO NOT OVER TIGHTEN THREADED CONNECTIONS. OVERTIGHTENING MAY CAUSE DISTORTION OF THE BODY AND THREADS OF THE VALVE LEADING TO IMPROPER PERFORMANCE AND PRODUCT FAILURE.

\*Contains lead. Not for use in water systems intended for human consumption.

\*1 1/2" size is UL/ULC listed but not FM approved



Part No.	Description	Size	L		W		Material
			in	mm	in	mm	
09-574-00	MNPT X GRV	1 1/2*	6 15/16	176	4 1/8	105	Cast Brass
09-575-00	MNPT X FNPT	1 1/2*	6 1/16	154	4 1/8	105	Cast Brass
09-576-00	GRV X GRV	1 1/2*	6 15/16	176	4 1/8	105	Cast Brass
09-577-00	FNPT X FNPT	1 1/2*	5 9/16	150	4 1/8	105	Cast Brass
09-568-00	MNPT X GRV	2	6 1/4	157	4 1/8	105	Cast Brass
09-570-00	MNPT X FNPT	2	5 3/4	146	4 1/8	105	Cast Brass
09-572-00	GRV X GRV	2	6 1/4	157	4 1/8	105	Cast Brass
09-562-00	MNPT X GRV	2 1/2	6 15/16	176	4 1/8	105	Cast Brass
09-564-00	MNPT X FNPT	2 1/2	6 1/4	159	4 1/8	105	Cast Brass
09-566-00	GRV X GRV	2 1/2	6 15/16	176	4 1/8	105	Cast Brass
09-556-00	MNPT X GRV	3	6 13/16	173	5 1/8	128	Cast Brass
09-558-00	MNPT X FNPT	3	6 5/8	167	5 1/8	128	Cast Brass
09-560-00	GRV X GRV	3	6 13/16	173	5 1/8	128	Cast Brass
09-550-00	MNPT X GRV	4	8 1/8	206	5 5/8	142	Cast Brass
09-552-00	MNPT X FNPT	4	8	202	5 5/8	142	Cast Brass
09-554-00	GRV X GRV	4	8	202	5 5/8	142	Cast Brass

\*1 1/2" size is UL/ULC listed but not FM approved



## Check Valve with Orifice for Pump Systems

The bronze\* swing check valve features a full floating clapper assembly that provides for a positive seal each time the valve is cycled. This feature improves the swing check valves ability to “clear” any debris that may be present in the water supply. The seat material is NBR which provides for a positive seal even under light residual pressures.

### Specifications

- Rated Pressure: 250 PSI

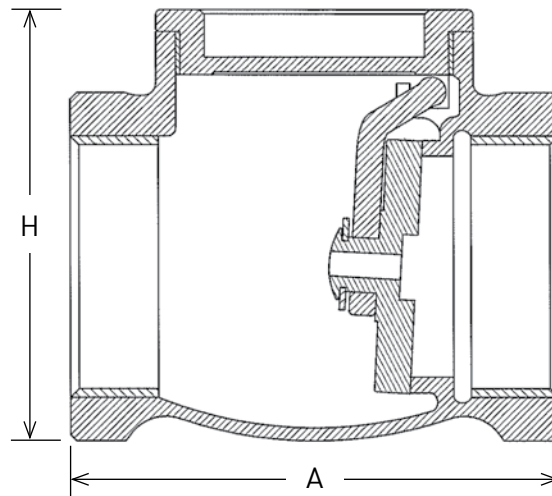
### Materials

- Valve Body: Cast Bronze\* (85-5-5-5)
- Clapper Assembly: Forged Brass
- Seat: NBR (Chloramine Resistant)

\*Contains lead. Not for use in water systems intended for human consumption.



06-860-50



Part No.	Description	Size	A		H		Pack Qty.
			in	mm	in	mm	
06-860-50	Check Valve	½" with 3/32" orifice	2.20	55.9	1.75	44.5	10



0209CV30K

### Series CV30 Brass In-Line Check Valve, Threaded

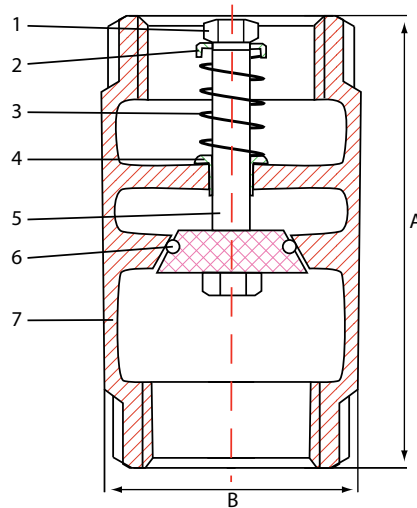
#### Specifications

- Rated at 200 psi
- Cast brass
- Spring loaded
- Stainless steel spring
- Opens at 2 psi
- ISO 9001:2008 manufacturer

#### Materials

Part	Specification
1. Stem Nut	Stainless Steel 304/306
2. Spring Holder	Stainless Steel 304/306
3. Spring	Stainless Steel 304/306
4. Stem Guide	Polyacetal CF 500 P
5. Stem	Brass ASTM B584 C85700
6. O-Ring	Rubber NBR SAE NO 1052#
7. Body	Brass ASTM B584 C85700

NOTE: PRODUCT CONTAINS BRASS WHICH DOES NOT MEET FEDERAL AND STATE REQUIREMENTS FOR DRINKING WATER.



Part No.	Size	A		B		Wt	
	in	in	mm	in	mm	lb	kg
0209CV30G	½	2.40	61.0	1.26	32.00	0.4	0.02
0209CV30I	¾	2.74	69.60	1.50	38.10	0.6	0.03
0209CV30K	1	3.23	82.04	1.77	44.96	0.9	0.41
0209CV30L	1¼	3.62	91.95	2.13	54.10	1.5	0.68
0209CV30M	1½	4.04	102.62	2.36	59.94	1.5	0.68
0209CV30N	2	5.04	128.02	3.03	76.96	3.5	1.59



## Swing Check Valves with Soft Seats, Bronze, (Full Floating Clapper)

The bronze\* swing check valve features a full floating clapper assembly that provides for a positive seal each time the valve is cycled. This feature improves the swing check valves ability to "clear" any debris that may be present in the water supply. The seat material is NBR which provides for a positive seal even under light residual pressures.

### Specifications

- Rated Pressure: 250 PSI

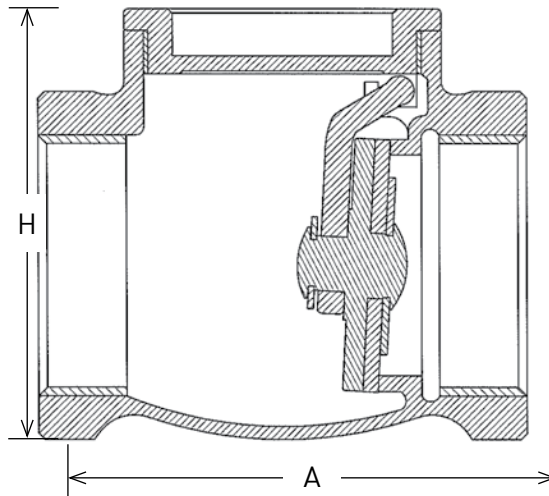
### Materials

- Valve Body: Cast Bronze\* (85-5-5-5)
- Clapper Assembly: Forged Brass
- Seat: NBR (Chloramine Resistant)

\*Contains lead. Not for use in water systems intended for human consumption.



06-866-00



Part No.	Description	Size	A		H		Pack Qty.
		in	in	mm	in	mm	
06-860-00	Swing Check Valve	½	2.20	55.9	1.75	44.5	10
06-862-00	Swing Check Valve	¾	2.50	63.5	2.00	50.8	10
06-864-00	Swing Check Valve	1	3.00	76.2	2.50	63.5	8
06-866-00	Swing Check Valve	1¼	3.50	88.9	2.90	73.7	8
06-868-00	Swing Check Valve	1½	3.80	96.5	3.50	88.9	4
06-870-00	Swing Check Valve	2	4.50	114.3	4.00	101.6	3



01739191E

### Series 9193 Brass Swing Check Valve, Buna Soft Seat Threaded

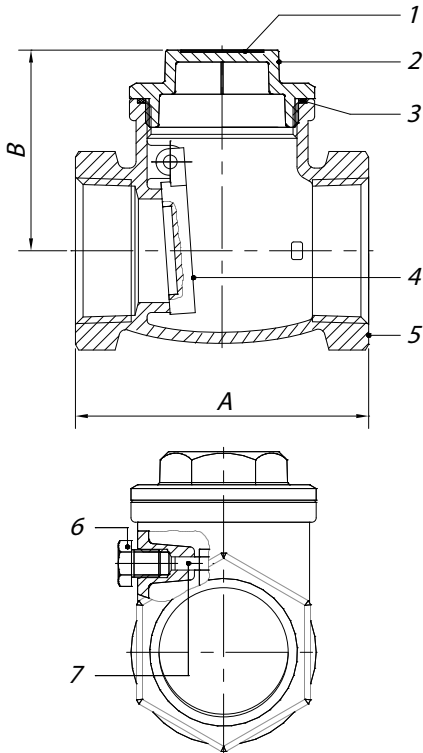
#### Specifications

- 200 lb. CWP, 125 lb. WSP
- Cast brass body
- Full floating disc

#### Materials

Part	Specification
1. Name Plate	Aluminium
2. Cap	Brass ASTM B584, C85700
3. Packing	Fibre "H"
4. Disc	Brass ASTM B584, C85700
5. Body	Brass ASTM B584, C85700
6. Bolt	Brass Alloy C36000
7. Pin	Brass Alloy C37700

NOTE: PRODUCT CONTAINS BRASS WHICH DOES NOT MEET FEDERAL AND STATE REQUIREMENTS FOR DRINKING WATER.



Part No.	Size	A		B		Wt	
	in	in	mm	in	mm	lb	kg
01739193G	½	2.08	52.83	1.42	36.07	0.41	0.19
01739193I	¾	2.36	59.94	1.55	39.37	0.54	0.24
01739193K	1	2.62	66.55	1.77	44.96	0.74	0.34
01739193L	1¼	3.19	81.03	2.06	52.32	1.33	0.61
01739193M	1½	3.54	89.92	2.16	54.86	1.65	0.75
01739193N	2	4.21	106.93	2.74	69.59	2.61	1.18



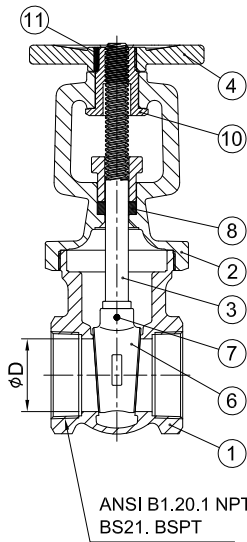
## TrimFit® OS&Y Fire Main Gate Valves

FPPI TrimFit® OS&Y Valves feature a bronze\* body (ASTM C83600) cast iron hand wheel, with steel, stainless steel, and brass components for extended service life. OS&Y valves (outside stem and yoke) are perfect for sprinkler system monitoring. When the valve is opened, the stem is visible above the hand wheel. In the closed position, the stem is concealed inside the valve body. This allows for immediately identifying if the valve is "OPEN" or "CLOSED". OS&Y valves can also be fitted with external tamper switches for central station or panel monitoring. UL Listed, FM Approved.

### Specifications

- Body: Rough Brass\*
- Handwheel: Red

\*Contains lead. Not for use in water systems intended for human consumption.



### Materials

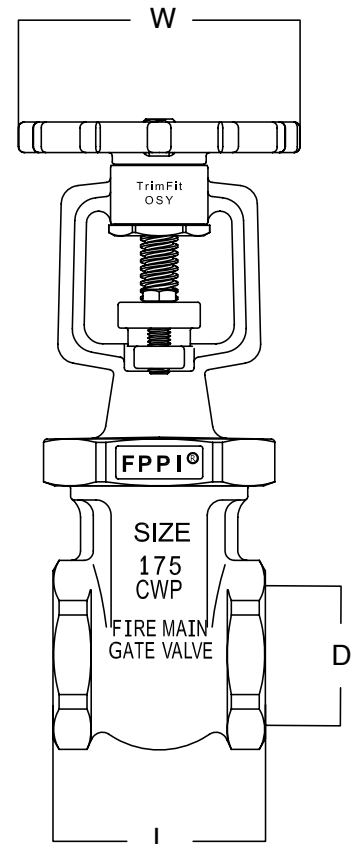
Part	Specification
1. Body	Bronze* ASTM C83600
2. Bonnet	Bronze* ASTM C83600
3. Stem	Brass*
4. Hand Wheel	Cast Iron
5. Packing Gland	Bronze* ASTM C83600
6. Disc	Bronze* ASTM C83600
7. Disc Pin	SS-304
8. Gland Packing	Graphite
9. Stud	Steel
10. Yoke Bushing	Brass*
11. Set Screw	Steel

Part No.	Description	in		Pack Qty.
06-702-00	NPT, BRZ, 175CWP	1	UL/FM	12
06-704-00	NPT, BRZ, 175CWP	1¼	UL/FM	8
06-706-00	NPT, BRZ, 175CWP	1½	UL/FM	6
06-708-00	NPT, BRZ, 175CWP	2	UL/FM	4

Size	L		D		W	
	in	mm	in	mm	in	mm
1	2.7	69	1.0	25	3.1	80
1¼	3.0	75	1.3	32	3.1	80
1½	3.2	82	1.5	38	3.9	100
2	3.6	91	2.0	50	4.7	120



06-706-00





06-600-00



### Three-Way Gauge Valve, Brass, UL/ULc Listed, 300 PSI

The 1/4" IPS three-way female threaded valve is used to facilitate the installation of sprinkler system pressure gauges. The valve provides for one inlet and two outlets. This design allows for replacement of the system gauge without shutting down the water supply to the sprinkler system. This design also allows Authorities Having Jurisdiction to test system pressure with an additional gauge through the second outlet. (The second outlet is normally plugged during installation with a 1/4" IPS pipe plug).

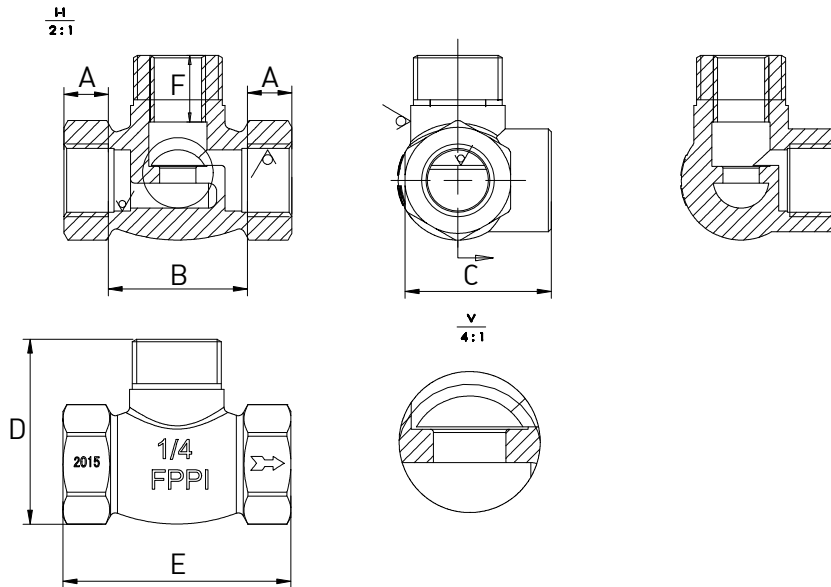
#### Specifications

- Working Pressure: 400 WOG

#### Materials

- Seat: Brass\*
- Body: Brass\*
- Handwheel: Iron

\*Contains lead. Not for use in water systems intended for human consumption.



Part No.	Description	A		B		C		D		E		F		Pack Qty.
		in	mm	in	mm	in	mm	in	mm	in	mm	in	mm	
06-600-00	Brass, UL/ULc	0.31	8	0.98	25	1.04	26.3	1.31	33.3	1.61	41	0.47	12	10



## Series 8155 Brass Ball Valve, Threaded Quality Drain Valve

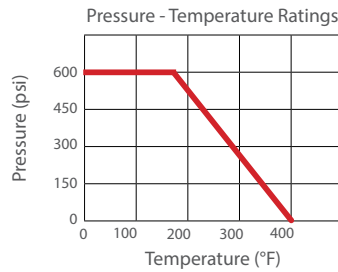
### Specifications

- 600 lb. CWP, 150lb. WSP
- Full port
- Forged brass body
- Blow-out proof stem
- CSA approved under z21.15a for 1/2 psig (1/2" - 2")
- CSA approved under 3-88 for 5 psig (1/2" - 2")
- ISO 9001:2008 manufacturer

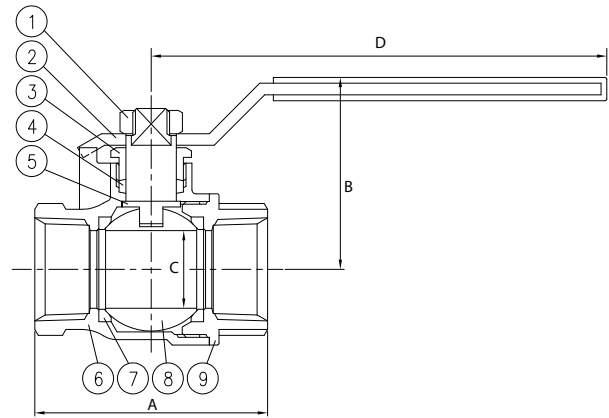
### Materials

Part	Specification
1. Nut	Forged Steel ASTM A283 (Zinc Plated)
2. Handle	Forged Steel ASTM A283 (Zinc Plated)
3. Packing Nut	Brass
4. Stem Packing	PTFE
5. Stem	Brass
6. Body	Forged Brass (copper greater than 57%)
7. Ball Seat	PTFE
8. Ball	Chrome Plated Brass
9. Body End Cap	Forged Brass (copper greater than 57%)

NOTE: PRODUCT CONTAINS BRASS WHICH DOES NOT MEET FEDERAL AND STATE REQUIREMENTS FOR DRINKING WATER.



06-866-00



Part No.	Size	A		B		C		D		Wt	
	in	in	mm	in	mm	in	mm	in	mm	lb	kg
01728155C	1/4	1.69	42.93	1.71	43.43	0.40	10.16	3.47	88.14	0.3	0.14
01728155E	3/8	1.69	42.93	1.71	43.43	0.40	10.16	3.47	88.14	0.3	0.14
01728155G	1/2	2.07	52.58	1.85	46.99	0.60	15.24	3.47	88.14	0.5	0.23
01728155I	3/4	2.38	60.45	2.13	54.10	0.75	19.05	4.33	109.99	0.7	0.32
01728155K	1	2.90	73.66	2.29	58.17	1.00	25.40	4.33	109.99	1.0	0.45
01728155L	1 1/4	3.27	83.06	2.80	71.12	1.26	32.00	5.51	139.96	1.7	0.77
01728155M	1 1/2	3.62	91.95	3.00	76.20	1.58	40.13	5.51	139.96	2.3	1.04
01728155N	2	4.41	112.01	3.27	83.06	1.97	50.04	5.51	139.96	3.5	1.59
01728155P	2 1/2	6.00	152.40	4.59	116.57	2.55	64.77	9.05	229.87	6.8	3.08
01728155Q	3	6.50	165.10	4.86	123.44	2.95	74.93	9.05	229.87	8.5	3.86
01728155T	4	7.75	196.85	5.67	144.02	3.90	99.06	10.00	254.00	16.0	7.26



06-844-00



### Ball Valves, Forged Brass, UL/ULc Listed, FM Approved

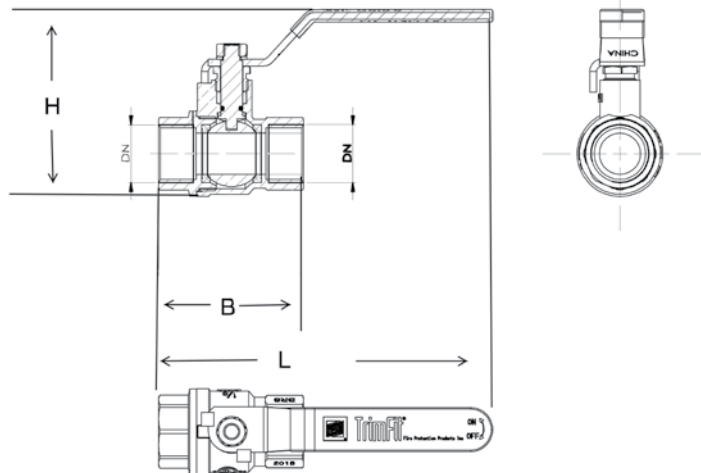
FPPI's complete line of TrimFit Forged Brass\*, Full Port Ball Valves feature forged components machined to exacting specifications. UL/ULc listed and FM approved. Listed for fire sprinkler systems for trim, test or drain applications, our Full Port Ball Valves are rated 600 PSI for sizes 1/2" - 1 1/2" IPS and 300 PSI for the 2" size. Each valve is complete with plastic coated valve handle marked as required by UL. Blow out proof stem.

#### Materials

- Nut: Steel
- Handle: Steel
- Stem Gland: Brass\*
- Stem Packing: PTFE
- Stem: Brass\*
- Body: Forged Brass\*
- Ball Disc Pack: PTFE
- Ball Disc: Chrome Plated Brass or Forged Brass\*
- End Plug: Forged Brass\*

\*Contains lead. Not for use in water systems intended for human consumption.

\*Full port valves have slightly larger "take out" dimensions than standard port valves. You may need to adjust trim components accordingly.



Part No.	Description	in	Pack Qty.
06-838-00	Ball Valve	1/4	10
06-840-00	Ball Valve	1/2	10
06-842-00	Ball Valve	3/4	10
06-844-00	Ball Valve	1	8
06-845-00	Ball Valve	1 1/4	4
06-846-00	Ball Valve	1 1/2	4
06-848-00	Ball Valve	2	2

DN (NPT)	B	H	L
in	mm	mm	mm
1/4	42.5	58.8	107
1/2	52.8	77	121.5
3/4	60.5	81	140
1	74	93	147
1 1/4	87.5	110.7	194
1 1/2	98.8	122.2	199.5
2	113	146	223.5



## TrimFit® Adjustable Pressure Relief Valves

Designed for use in grid systems or any sprinkler system where pressure relief is required. The Adjustable Pressure Relief Valve can be adjusted from 75-175 psi. Adjustment to the desired pressure is achieved with the use of an approved fire sprinkler system pressure gauge. The adjustment cap is “diamond” knurled for easy adjustment. The body is cast bronze\* and marked with directional arrows for proper flow indication. The pressure markings on the adjustment cap are for reference only. Use the system gauge for proper relief setting.

### Specifications

- Type: Angle pattern, 1/2" IPS
- Finish: Rough Brass
- Dimensions: 3.05" x 1.540" x 1.10" (mm x mm x mm)

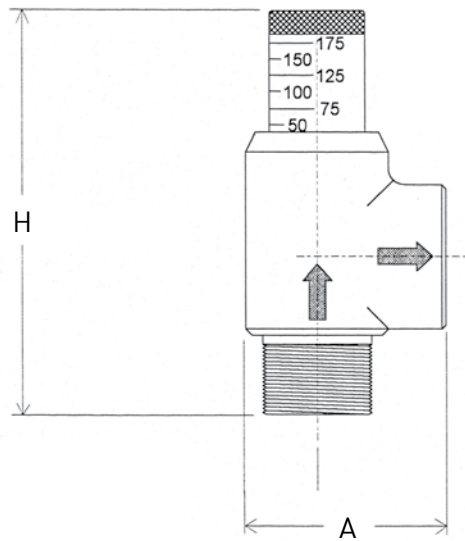
### Materials

- Body: Cast Bronze\*
- Cap: Brass\*
- Seat packing: Rubber



06-835-00

\*Contains lead. Not for use in water systems intended for human consumption.



Part No.	Description	Size	A		H		Pack Qty.
		in	in	mm	in	mm	
06-835-00	Adjustable PRV	1/2	1.56	39.6	2.90	73.7	10

System pressure gauge must be used for proper installation and adjustment. Valve is NOT preset.



06-524-00  
Model BFG (Grooved)



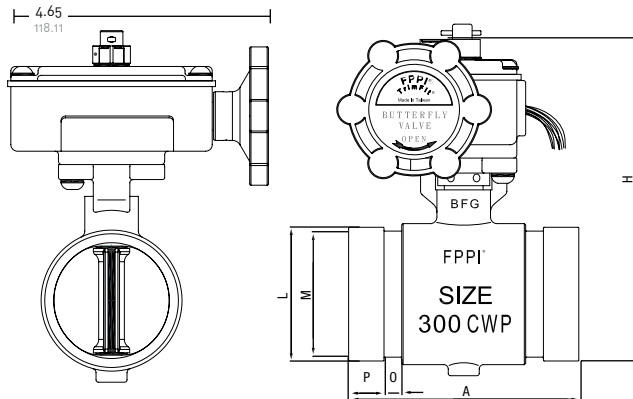
**TrimFit<sup>®</sup> Butterfly Valves**

TrimFit<sup>®</sup> Butterfly Valves close slowly to prevent water hammer. They are designed to be installed in any orientation and monitored to signal if the valve is opened or closed. UL Listed and FM Approved for use in a fire sprinkler system.

**Features**

- UL/ULc listed for indoor/outdoor fire protection use
- FM Approved for fire protection use
- Threaded or grooved
- Tamper switch assemblies for indoor or outdoor use
- Quarter-turn valve with slow closing and opening mechanism prevents water hammer

CA Bldg. Materials Listing #7770-2164-0100



Grooved ends to AWWA C606 for steel pipe.

Packing Gland with Adjustable Glands shall be accessible for tightening stem seals without the disassembly of the valve or operator.

Part No.	Description	in				Pack Qty.
06-522-00	Butterfly Valve	1¼	GRV	BRZ	UL/ULc/FM	1
06-524-00	Butterfly Valve	1½	GRV	BRZ	UL/ULc/FM	1
06-526-00	Butterfly Valve	2	GRV	BRZ	UL/ULc/FM	1
06-528-00	Butterfly Valve	2½	GRV	BRZ	UL/ULc/FM	1

Size		A		H		P		O		M		L	
in	mm	in	mm	in	mm	in	mm	in	mm	in	mm	in	mm
1¼	31.75	3.86	98.044	5.20	132.08	0.63	16.002	0.31	7.874	1.54	39.116	1.67	42.418
1½	38.1	4.02	102.108	5.47	138.938	0.63	16.002	0.31	7.874	1.78	45.212	1.90	48.26
2	50.8	4.09	103.886	6.07	154.178	0.63	16.002	0.31	7.874	2.25	57.15	2.37	60.198
2½	63.5	4.49	114.046	6.58	167.132	0.63	16.002	0.31	7.874	3.54	69.088	2.87	72.898




## Specifications

- Rated to 300 PSI
- Switch rating:  
10.1 Amps/125/250 VAC-60Hz
- Actual switch application rating:  
10 Amps/115 VAC-60Hz  
0.5 Amps/28 VDC
- Indoor/Outdoor Use

## Materials

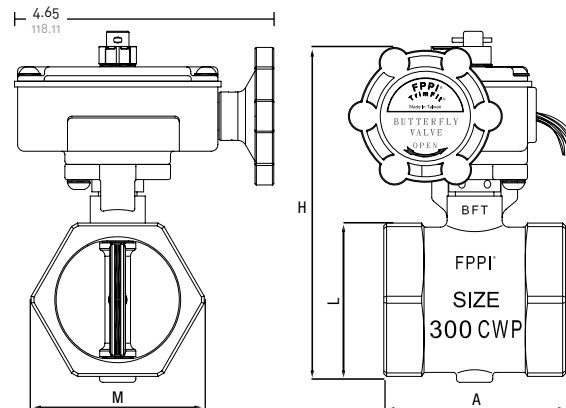
- Body: Bronze ASTM 584  
C83600
- Disc: SS304
- Handwheel: ASTM A216 WCB
- Seat: ASTM D2000 Viton
- Indicator: Powder Metal
- Housing/Cover: Forged Brass  
JIS C3771 (Ref. ASTM C37700)



06-504-00  
Model BFT (Threaded)



Packing Gland with Adjustable Glands shall be accessible for tightening stem seals without the disassembly of the valve or operator.



Part No.	Description	in				Pack Qty.
06-500-00	Butterfly Valve	1	FNPT	BRZ	UL/FM	1
06-502-00	Butterfly Valve	1¼	FNPT	BRZ	UL/ULc/FM	1
06-504-00	Butterfly Valve	1½	FNPT	BRZ	UL/ULc/FM	1
06-506-00	Butterfly Valve	2	FNPT	BRZ	UL/ULc/FM	1
06-508-00	Butterfly Valve	2½	FNPT	BRZ	UL/ULc/FM	1

Size		A		H		L		M	
in	mm	in	mm	in	mm	in	mm	in	mm
1	25.4	2.13	54.102	4.94	125.476	1.56	39.624	1.75	44.45
1¼	31.75	2.63	66.802	5.13	130.302	1.94	49.276	2.17	55.118
1½	38.1	2.87	72.898	5.59	141.986	2.19	55.626	2.37	60.198
2	50.8	3.25	82.55	6.13	155.702	2.76	70.104	3.11	78.994
2½	63.5	4.49	114.046	6.58	167.132	3.41	86.614	3.78	96.012



06-850-00



### SureTest™ Inspector's Test & Drain Valves

The FPPI SureTest™ Inspector's Test & Drain Valve features heavy duty bronze construction for extended service life. When not in the closed position, the valve can be either fully open (full port), or tested through a ½" restricting orifice. The valve features two large and integral sight glasses allowing for maximum visibility when operated. The compact and integrated form allow for installation in both horizontal and vertical orientations in a small amount of space.

#### Features

- Positive positioning of handle for OFF, TEST, or DRAIN
- Only 2 threaded connections
- Large, integral sight glass on both sides
- ½" (nominal) test orifice
- UL/ULc Listed EX4074
- FM Approved

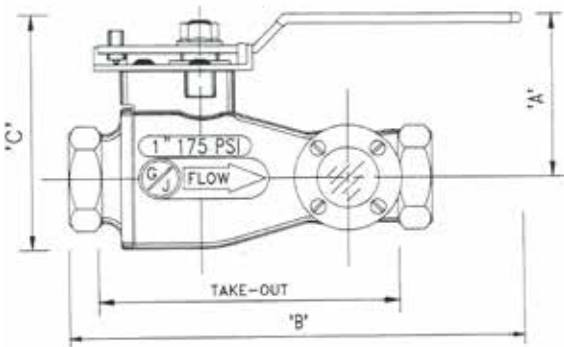
#### Specifications

- Supplied with: ½" (nominal) test orifice
- Rated: 175 psi / 1210 kPa

#### Materials

- Gland Nut: Brass\*, ASTM
- Lever Nut: Brass\*, ASTM
- Seats: RTRFE
- Stem Packing: MPRTFE
- Stem Bearing: RTPFE
- O-Ring: BUNA-N
- Stem: PTFE
- Ball: Brass, ASTM B16, Chromium Plated
- Retainer: Bronze, ASTM, B584, UNS Alloy No. C84400
- Body: Bronze, ASTM B584, UNS Alloy NO. C84400
- Glass Retainer: Carbon Steel, Zinc Plated
- Stop Plate: Carbon Steel, Zinc Plated
- Sight Glass: Glass Tempered
- Detent Pin: Brass, ASTM B16
- Lever Assembly: Steel, zinc plated w/vinyl

\*Contains lead. Not for use in water systems intended for human consumption.



NOTE: DO NOT USE MORE THAN ONE SEALANT TYPE PER THREADED CONNECTION. DO NOT OVER TIGHTEN THREADS. OVER TIGHTENING WILL CAUSE LEAKS IN THIS AND OTHER THREADED COMPONENTS.

Part No.	Description	in		Pack Qty.
06-850-00	Test & Drain Valve	1	UL/ULc/FM	1
06-852-00	Test & Drain Valve	1½	UL/ULc/FM	1

Valve Size	Take Out		A		B		C	
	in	mm	in	mm	in	mm	in	mm
1	4½	114.3	2¾	69.6	7.625	193.7	4	101.6
1½	5½	139.7	3.37	85.6	8¼	209.6	5	127



### TrimFit® TD Test & Drain Valves

FPPI TrimFit® TD Test & Drain Valves feature heavy duty brass\* construction for extended service life. TrimFit® TD features three positions: closed, test, and drain (open). Two large and integral sight glasses allow for maximum visibility when operated. Due to the compact and integrated form, TrimFit® TD valves can be installed in both horizontal and vertical orientations in a small amount of space. Available with threaded or grooved connections.

#### Features

- Positive positioning of handle for OFF, TEST, or DRAIN
- 2 threaded or grooved connections
- Large, integral sight glass on both sides
- ½" (nominal) test orifice
- UL/ULc Listed
- FM Approved

#### Specifications

- Rated Working Pressure: 175 PSI

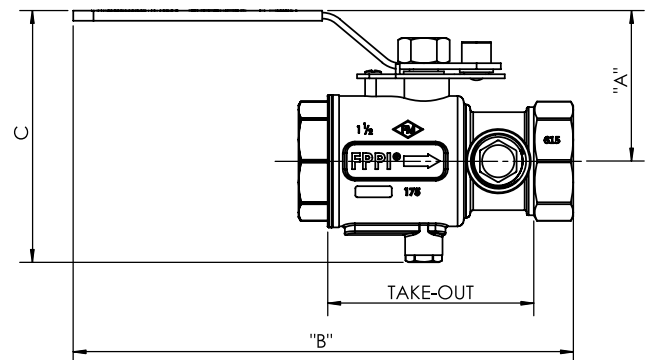
#### Materials

- Body: ASTM B584 C85700
- Seat: Teflon
- Ball: ASTM C37700
- Adapter: ASTM B584 C85700
- Stem: ASTM B16 C36000
- Screw Plug: ASTM B16 C36000
- O-Ring: NBR
- Indicator Plate: Steel, Zinc plated
- Nut: Steel, Zinc plated
- Ball: Stainless Steel 304
- Spring: Stainless Steel 304
- Cap: ASTM B16 C36000
- Screw: Brass\*
- Inspect Plug: PC
- Handle Sleeve: Vinyl

\*Contains lead. Not for use in water systems intended for human consumption.



06-850-10



Part No.	Description	Size			Take Out		A		B		C		Wt	
		in	in	mm	in	mm	in	mm	in	mm	in	mm	lbs	kg
06-850-10	NPT	1	3.496	88.8	3.020	76.7	8.307	211	4.654	118.2	2.064	0.9		
06-852-10	NPT	1¼	3.496	88.8	3.118	79.2	8.527	216.6	4.929	125.2	2.615	1.2		
06-854-10	NPT	1½	4.012	101.9	2.933	74.5	9.723	247	4.902	124.5	3.717	1.7		
06-854-50	GROOVE	1½	4.020	102.1	2.933	74.5	9.900	251.5	4.902	124.5	3.735	1.7		
06-856-10	NPT	2	4.393	111.6	3.090	78.5	10.026	254.7	5.354	136	5.445	2.5		
06-856-50	GROOVE	2	4.449	113	3.138	79.7	10.030	254.8	5.402	137.2	5.269	2.4		

**Ball Drips, Brass**

FPPI ball drips feature two piece brass construction. Their designed use is to prevent moisture accumulation on the “dry” side of fire department connections when used in conjunction with an approved check valve.



08-540-00

Part No.	Description	in	Pack Qty.
08-540-00	Ball Drip	½” IPS	10
08-541-00	Ball Drip	¾” IPS	10
08-542-00	Ball Drip	¼”x ½” NPT	10

**Extension Nipples, Brass**

Designed to be used to correct sprinkler head elevation without removing or re-cutting sprinkler drop. THIS PRODUCT IS COVERED BY ADDITIONAL DISCLAIMERS REGARDING SUITABILITY AND USE. PURCHASER AND USER TAKE FULL RESPONSIBILITY FOR THE USE OF THIS PRODUCT. FPPI WILL NOT BE HELD LIABLE FOR PRODUCT FAILURE OR DAMAGE CAUSED BY MISUSE. SEE INSTALLATION INSTRUCTIONS FOR DETAILS.



08-570-00

Part No.	Description	in	Pack Qty.
08-570-00	Takeout x ½” IPS Br. Spr. Ext.	½”	100
08-571-00	Takeout x ½” IPS Br. Spr. Ext.	¾”	35
08-572-00	Takeout x ½” IPS Br. Spr. Ext.	1”	35
08-573-00	Takeout x ½” IPS Br. Spr. Ext.	1½”	25
08-574-00	Takeout x ½” IPS Br. Spr. Ext.	2”	20
08-575-00	Takeout x ¾” IPS Br. Spr. Ext.	½”	25
08-576-00	Takeout x ¾” IPS Br. Spr. Ext.	¾”	25

**Orifice Union**

Orifice unions create a restricting orifice and are commonly used in pressure sensing lines or fire pump systems to provide adequate pressure drop.



08-539-00

Part No.	Description	in	Pack Qty.
08-537-00	Orifice Union	1” IPS x ½”	5
08-539-00	Orifice Union	½” IPS x ¾”	10

**Sight Glass, Brass**

FPPI sight glasses feature brass construction with Lexan view windows for observation of flow. Typical use is for the sprinkler systems inspectors’ test trim. Available in straight and restricted orifice patterns.



08-530-00

Part No.	Description	in	Pack Qty.
08-529-00	Sight Glass MxF	1” IPS	3
08-530-00	Sight Glass FxF ½” Orifice	1” IPS	5
08-531-00	Sight Glass MxF	1¼” IPS	4
08-532-00	Sight Glass FxF ⅞” Orifice	1” IPS	5
08-533-00	Sight Glass FxF	1½” IPS	1
08-535-00	Sight Glass FxF	2” IPS	1



## Expansion Tank

NFPA 13, 13D and 13R requires the use of an expansion chamber on antifreeze systems with backflow preventers. The TrimFit® ET25 is a rubber bladder filled expansion chamber designed for use on antifreeze based fire sprinkler systems.

Part No.	Description	Pack Qty.
06-025-00	Expansion Tank 2½ gl, UL listed	1



06-025-00

# SEALANTS AND LUBRICANTS

## KEEPING YOUR FIRE SPRINKLER SYSTEMS WORRY FREE

You might think all sealants & lubricants are created equal, but consider this: When cutting threads and sealing pipe threads, quality does make a difference. At FPPI, our goal is to deliver high quality products across all categories, and our sealants & lubricants are not an exception. They set themselves apart from the competition through leading performance and compatibility with the common fire sprinkler system materials, including CPVC, and quality characteristics that help your customers get their job done more efficiently. At the end of the day, choosing quality pays for itself.

### A FEW EXAMPLES OF HOW WE DELIVER ON OUR PROMISES:

#### **Spears® and FBC™**

##### **Compatibility:**

Many of our products are tested regularly in compliance with the guidelines of Spears® Manufacturing and Lubrizol to achieve and maintain the right to carry the FBC™ Compatible and SPEARS® Compatible logos. Your customers can immediately see that our products are approved for use with CPVC pipe.

#### **Superior Performance:**

By choosing premium ingredients and developing exclusive formulations, we make sure our products are highly competitive and deliver results that impress. For example, recent tests have confirmed that our thread cutting oil ThreadFit® CLEAR offers the highest lubricity during the thread cutting process compared to other leading CPVC compatible cutting oils, allowing users to operate more efficiently and save money, time and energy every time they cut threads.

#### **Usability:**

We are actively seeking user feedback to make our products as practical as possible - product sizes, packaging and available solutions are chosen and developed to fit the needs of the market. From large scale fabrication shops to local contractor businesses, FPPI offers the products they need, in the size that suits their requirements, with the quality they trust.



### PipeFit AS<sup>®</sup> Thread Sealant Paste with PTFE

Formulated specifically for the fire sprinkler industry. PipeFit AS<sup>®</sup> cures to a vibration proof polymer shim. DO NOT USE ON CPVC systems, pipe or fittings.

Part No.	Description	Pack Qty.
03-305-00	PipeFit AS <sup>®</sup> Anaerobic 250 ml	4
03-310-00	PipeFit AS <sup>®</sup> Anaerobic 750 ml	6
03-313-00	PipeFit AS <sup>®</sup> Anaerobic 7 L	1



03-310-00

### PipeFit<sup>®</sup> Thread Sealing Paste with PTFE

Formulated as a low cost, high performance thread sealant. PipeFit<sup>®</sup> contains more PTFE by volume than any other similar product. Suitable for most threaded materials including CPVC.

Part No.	Description	Pack Qty.
03-133-00	PipeFit <sup>®</sup> 1-pt. BIC	24
03-135-00	PipeFit <sup>®</sup> 1-qt.	12
03-136-00	PipeFit <sup>®</sup> 1-qt. BIC	12
03-139-00	PipeFit <sup>®</sup> 5-gl. Pail	1
03-140-00	PipeFit <sup>®</sup> 55-gl.	Drum



03-135-00

FBC System Compatible™ Program indicates this product has been tested and is monitored on an ongoing basis to assure chemical compatibility with FlowGuard Gold<sup>®</sup>, BlazeMaster<sup>®</sup>, and Corzan<sup>®</sup> pipe and fittings.

### LubeFit<sup>®</sup> Coupling Grease

Specifically designed for mechanical couplings. LubeFit<sup>®</sup> will not dry out or freeze in normal applications.

Part No.	Description	Pack Qty.
03-150-00	Lubefit <sup>®</sup> 1-qt. Coupling Grease	12
03-152-00	Lubefit <sup>®</sup> 55-gl. Coupling Grease	Drum



03-150-00

FBC System Compatible™ Program indicates this product has been tested and is monitored on an ongoing basis to assure chemical compatibility with FlowGuard Gold<sup>®</sup>, BlazeMaster<sup>®</sup>, and Corzan<sup>®</sup> pipe and fittings.



03-160-00

### ThreadFit® DARK – Cutting Oil

ThreadFit® DARK – Cutting Oil extends threading machine die life and helps increase thread quality over any other comparable cutting oil. Special formula provides improved lubrication and cooling during high speed threading operations. Contains 2% active sulphur. See SDS for additional safety information.

Part No.	Description	Pack Qty.
03-160-00	Threadfit® Dark – Cutting Oil 1-gl.	6
03-162-00	Threadfit® Dark – Cutting Oil 5-gl.	1
03-164-00	Threadfit® Dark – Cutting Oil 55-gl.	Drum
03-166-00	Threadfit® Dark – Cutting Oil 275-gl.	Tote



03-160-10



### ThreadFit® CLEAR – Cutting Oil

ThreadFit® CLEAR – Cutting Oil expands on ThreadFit®'s proven lubricating properties in a new, light colored formula. ThreadFit®'s CLEAR formulation reduces smoke while offering a pleasant odor, making it the ideal choice for high speed threading applications. ThreadFit® CLEAR is chlorine free, FBC™ System Compatible and Spears® Compatible.

Part No.	Description	Pack Qty.
03-160-10	Threadfit® CLEAR – Cutting Oil 1-gl.	6
03-162-10	Threadfit® CLEAR – Cutting Oil 5-gl.	1
03-164-10	Threadfit® CLEAR – Cutting Oil 55-gl.	Drum
03-166-10	Threadfit® CLEAR – Cutting Oil 275-gl.	Tote



03-350-00

### WeldFit® APS Anaerobic Porosity Sealant

WeldFit® APS has been specifically engineered for use as a porosity sealant for most metallic surfaces found in fire sprinkler systems. For sealing "pin hole" leaks or used as part of quality control process in a fabrication operation. See additional information in online technical data sheets. Do not use on CPVC systems, pipe or fittings.

Part No.	Description	Pack Qty.
03-350-00	WeldFit® APS 50ml	10
03-355-00	WeldFit® APS 1L	6



### Blazemaster<sup>®</sup> Caulk & Walk<sup>®</sup> Fire Stop Sealant for CPVC

Blazemaster<sup>®</sup> Caulk & Walk<sup>®</sup> fire stop sealant is suitable for all types of pipe penetrations including those by CPVC fire sprinkler systems. Caulk & Walk<sup>®</sup> is an intumescent, acrylic-based fire stop sealant for fire rated building construction.

Part No.	Description	Pack Qty.
03-200-00	Blazemaster <sup>®</sup> Caulk & Walk <sup>®</sup> 10.5 oz.	30



### FPPI<sup>®</sup> PTFE Pipe Thread Sealing Tape

Made from PTFE and manufactured to MIL Spec T27730A.



03-200-00

Part No.	Description	in	Pack Qty.
03-120-00	FPPI <sup>®</sup> PTFE Pipe Tape	1/2" x 520"	500
03-121-00	FPPI <sup>®</sup> PTFE Pipe Tape	3/4" x 520"	400
03-122-00	FPPI <sup>®</sup> PTFE Pipe Tape	1" x 520"	300



03-120-00 - 03-122-00

### FPPI<sup>®</sup> High Density PTFE Tape

Designed for use in difficult sealing applications. It is ideally suited for anti-freeze filled sprinkler systems which are more subject to thread leakage than water filled systems. Manufactured to meet MIL Spec AA58092. Thickness is 0.09 mm with density of 1.2g/cu cm.

Part No.	Description	in	Pack Qty.
03-124-00	FPPI <sup>®</sup> PTFE High Density Tape	3/4" x 520"	40



03-170-00

**PipeFit<sup>®</sup> Paint Markers**

Suitable for use on steel or plastic pipe as well as other non-porous materials. Each markers features a “pump” style tip for continuous flow of paint. Marks through grease oil and other contaminants.

Part No.	Description	Pack Qty.
03-170-00	PipeFit <sup>®</sup> Paint Marker, Yellow	12
03-175-00	PipeFit <sup>®</sup> Paint Marker, White	12



03-190-00

**Wood Handle Brush**

Features 6” wood handle and natural fiber bristles. Suitable for applying PipeFit<sup>®</sup>, LubeFit<sup>®</sup> and other viscous materials.

Part No.	Description	in	Pack Qty.
03-190-00	Dope Brush	6”	36



## FlangeFit® Bolt and Gasket Kits

FPPI FlangeFit® gasket kits contain a 1/8" thick red rubber ring gasket and a correct number of zinc plated nuts and bolts for the flange size indicated. (Enough to make one flanged connection.)

Part No.	Description	mm	Bolt Size	Qty.	Pack Qty.
04-203-00	FlangeFit® 1¼"		½" x 2"	(4)	12
04-204-00	FlangeFit® 1½"		½" x 2"	(4)	12
04-205-00	FlangeFit® 2"		⅝" x 2½"	(4)	12
04-206-00	FlangeFit® 2½"		⅝" x 2¾"	(4)	12
04-207-00	FlangeFit® 3"		⅝" x 2¾"	(4)	12
04-208-00	FlangeFit® 4"		⅝" x 3"	(8)	13
04-209-00	FlangeFit® 5"		¾" x 3½"	(8)	10
04-210-00	FlangeFit® 6"		¾" x 3½"	(8)	10
04-211-00	FlangeFit® 8"		¾" x 3½"	(8)	10
04-212-00	FlangeFit® 10"		⅞" x 3¾"	(12)	5
04-213-00	FlangeFit® 12"		⅞" x 3¾"	(12)	5

Bolts manufactured to ANSI/ASME B18.2.1 1981  
Nuts manufactured to ANSI/ASME B18.2.2 1986



04-210-00

## Ring Gaskets, 1/8" Red Rubber

Die cut from 1/8" thick red rubber. Suitable for class 125 flanges.

Part No.	Description	in	Pack Qty.
04-096-00	Gasket, RR Ring	1¼"	50
04-097-00	Gasket, RR Ring	1½"	50
04-098-00	Gasket, RR Ring	2"	50
04-100-00	Gasket, RR Ring	2½"	50
04-101-00	Gasket, RR Ring	3"	50
04-105-00	Gasket, RR Ring	4"	50
04-106-00	Gasket, RR Ring	5"	50
04-108-00	Gasket, RR Ring	6"	50
04-110-00	Gasket, RR Ring	8"	50
04-112-00	Gasket, RR Ring	10"	50
04-114-00	Gasket, RR Ring	12"	50
04-116-00	Gasket, RR Ring	14"	50



04-105-00

# STANDPIPE EQUIPMENT

## KEEPING YOUR SYSTEM CONNECTED

Reliability and endurance are the characteristics to look for when choosing standpipe equipment. FPPI's products are designed to perform, from the moment they are installed and for many years in service. Sourced from carefully selected vendors and manufactured from high quality materials, our standpipe equipment is made to last, from fire department connections and angle hose valves to check valves, adapters and caps.

FPPI CARRIES A FULL LINE OF FIRE SPRINKLER STANDPIPE EQUIPMENT, INCLUDING THE FOLLOWING CORE ITEMS:

Product	Key Features & Benefits
2½" Brass Angle Hose Valve NPT x NST	<ul style="list-style-type: none"><li>• UL/ULc listed, FM approved</li><li>• Heavy, rugged materials</li><li>• Threaded or one piece groove inlet</li></ul>
1½" -4" Brass Check Valves	<ul style="list-style-type: none"><li>• UL/ULc listed, FM approved</li><li>• Can be used horizontally or vertically</li><li>• Tapped port can be used to gauge, drain or test system</li></ul>
Fire Department Connections	<ul style="list-style-type: none"><li>• UL and/or ULc listed, FM approved</li><li>• Large variety of regional threads in stock</li><li>• Polished chrome products in stock</li></ul>





### Fog Nozzles

Suitable for use on Class A and Class B fires. Also suitable for general industrial use, as well as rack and reel assemblies.

Part No.	Description	in	Pack Qty.
07-500-00	Lexan Fog Nozzle	1½"	4
07-502-00	Fog Nozzle UL/FM, Brass	1½"	2



07-500-00 - 07-502-00

### Rack Nipples

Placed through a hose rack and screwed into a female angle valve, the rack nipple secures the hose rack to the valve.

Part No.	Description	in	Pack Qty.
07-934-00	MNPT x MNST Rack Nipple, Brass	1½"	5
07-936-00	MNPT x MNST Rack Nipple, Brass	2½"	4



07-934-00

### Replacement Handles

Part No.	Description	in	Pack Qty.
07-924-00	Hose Valve Handle w/Nut	1½"	1
07-926-00	Hose Valve Handle w/Nut	2½"	1

### Rack & Reel Fire Hose

Designed for interior use as replacement hose for Class II semiautomatic hose racks and reels. Light weight construction using a thermoplastic polyurethane lining and polyester jacket to prevent mold and mildew. Shipped folded for easy rack installation and complete with solid brass hose fittings. UL/ULc Listed and FM Approved.

Part No.	Description	in	Pack Qty.
07-600-00	Pin Rack Hose, (NST), UL/ULc/FM	1½" x 50'	4
07-602-00	Pin Rack Hose, (NST), UL/ULc/FM	1½" x 75'	4
07-604-00	Pin Rack Hose, (NST), UL/ULc/FM	1½" x 100'	4
07-602-01	Pin Rack Hose, (NPSH), UL/ULc/FM	1½" x 75'	4
07-604-01	Pin Rack Hose, (NPSH), UL/ULc/FM	1½" x 100'	4



07-602-00

### Universal Hose Valve Caps with Chain

The universal hose valve cap with chain is compatible with most 2½" sized hose valves\*. The cap is simply pushed onto the outlet, can be installed without any tools, and is engineered to be removed and put back in place several times without compromising the level of protection it delivers to the threads and against the buildup of debris. NOT SUITABLE FOR PRESSURE TESTING.

Part No.	Description	in	Pack Qty.
07-280-10	Cap w/chain, Universal RL (ABS)	2½"	10



07-280-10

\*Not suitable for 2½" RCH Angle Hose Valve



### Adapters

Commonly used to change the pipe size, reverse the sex of the fitting or change the thread type. Available in brass or forged aluminum.



07-420-00



07-965-00



09-292-00

Part No.	Description					Pack Qty.
07-418-00	Reducer 2½"	FNST x 1½"	MNPSH	RB	PL	5
07-418-10	Reducer 2½"	FNST x 1½"	MNPSH	PC	PL	5
07-420-00	Reducer 2½"	FNST x 1½"	MNST	RB	PL	5
07-420-10	Reducer 2½"	FNST x 1½"	MNST	PC	PL	5
07-420-20	Reducer 2½"	FNST x 1½"	MNST	AL	PL	5
07-422-00	Reducer 2½"	FBCT/FNYCORP x 1½"	MNST	RB	PL	5
07-423-00	Reducer 2½"	FBCT/FNYCORP x 1½"	MNPSH	RB	PL	5
07-424-00	Reducer 2½"	FQST x 1½"	MNST	RB	PL	5
07-425-00	Reducer 2½"	FRCH x 1½"	MNST	RB	PL	5
07-426-00	Reducer 2½"	FONT x 1½"	MNST	RB	PL	5
07-428-00	Reducer 2½"	FPHX x 1½"	MNST	RB	PL	5
07-430-00	Reducer 2½"	FTEM x 1½"	MNST	RB	PL	5
07-432-00	Reducer 2½"	FCLV x 1½"	MNST	RB	PL	5
07-434-00	Reducer 2½"	FDET x 1½"	MNST	RB	PL	5
07-440-00	Reducer 2½"	FNST x ¾"	MGHT	RB		5
07-445-00	Reducer 2½"	FNST x ¾"	MNPT	RB		5
07-950-00	Adapter 1½"	NST x 1½" MxM	NPT	RB		5
07-955-00	Adapter 2½"	NST x 2½" MxM	NPT	RB		5
07-960-00	Adapter 1½"	FNPT x 1½"	MNST	RB		5
07-961-00	Adapter 1½"	FNST x 1½"	MNPT	RB		5
07-965-00	Adapter 2½"	FNPT x 2½"	MNST	RB		5
07-970-00	Adapter 2½"	MNPT x 3"	MNST	RB		2
07-975-00	Adapter 2½"	MNST x 2"	MNPT	RB		5

PC=Polished Chrome, RB=Rough Brass, PL=Pin Lug, PB=Polished Brass  
\*For swivel adapters see Open Snoots on page 32

### Hydrant/Spanner Wrenches

FPPI spanner wrenches feature all aluminum construction for light weight corrosion resistance. Multiple sizes and styles fit pin lug or rocker type fittings. FPPI's adjustable hydrant wrench can be used on pentagonal hydrant nuts and accommodates pin or rocker lug swivels. The handle is plated steel with a bronze wrench head.

Part No.	Description	Pack Qty.
09-292-00	Combination Spanner Wrench	1
09-293-00	Combination Spanner Wrench 1½"	1
09-294-00	Combination Spanner Wrench 2½"	1
09-295-00	Universal Spanner Wrench	1
09-296-00	Adjustable Hydrant Wrench	1



### Plugs with Chains

Available in solid brass, forged aluminum, and red plastic (1½" NST plugs are made from black plastic). Aluminum offers similar mechanical properties to brass & deters theft. Plastic protects threads and prevents the buildup of debris but is not suitable for pressure testing.

Description	in	mm	RB	ABS*	AL	PC	Pack Qty.
NST	3"			07-282-00			10
NST	3"				07-370-00		4
NST	2½"		07-450-00		07-340-00	07-450-10	5
NST	2½"			07-281-00			10
NST	1½"		07-470-00	07-297-00	07-360-00		10
RCH	2½"		07-450-15				5
BCT/NYCORP	2½"		07-452-00				5
QST	2½"		07-454-00				5
ONT	2½"		07-456-00				5
PHX	2½"		07-458-00				5
TEM	2½"		07-460-00				5
CLV	2½"		07-462-00				5
DET	2½"		07-464-00				5

AL=Aluminum, ABS=ABS Plastic (Red or Black), PB=Polished Brass  
 PC=Polished Chrome, RB=Rough Brass | \* Not for pressurized applications



07-281-00



07-280-00

### Caps with Chains

Available in solid brass, forged aluminum, chrome, and red plastic. Aluminum offers similar mechanical properties to brass and deters theft. Plastic protects threads and prevents the buildup of debris but is not suitable for pressure testing.

Description	in	mm	RB	ABS*	AL	PC	Pack Qty.
NST	3"		07-200-00		07-330-00		5
NST	2½"		07-250-00			07-250-10	5
NST	2½"			07-280-00	07-300-00		10
BCT/NYCORP	2½"		07-252-00				5
QST	2½"		07-254-00				5
RCH	2½"		07-255-00				5
ONT	2½"		07-256-00				5
PHX	2½"		07-258-00				5
TEM	2½"		07-260-00				5
CLV	2½"		07-262-00				5
DET	2½"		07-264-00				5
CF	2½"		07-266-00				5
NYFD	2½"		07-253-00				5
NST	1½"		07-270-00	07-296-00	07-320-00	07-270-10	10
NPSH	1½"		07-272-00		07-322-00	07-272-10	10

AL=Aluminum, ABS=ABS Plastic (Red), PB=Polished Brass  
 PC=Polished Chrome, RB=Rough Brass | \* Not for pressurized applications



07-250-00



07-920-00

### Swivel Gaskets

Part No.	Description	in	Pack Qty.
07-918-00	Swivel Gasket	3"	10
07-920-00	Swivel Gasket	2½"	10
07-922-00	Swivel Gasket	1½"	10



09-100-00

**Outlet Manifold, Rough Brass**

FPPI outlet manifolds are manufactured of solid brass and typically installed as a roof outlet connection for fire service professionals. Combine with either gate or angle hose valves for flow control. Female NPT or Grooved inlet x NPT or NST outlets.



09-101-00

Part No.	Description			Pack Qty.
09-100-00	4" FNPT x 2 1/2" MNPT x 2 1/2"	MNPT	Straight	1
09-100-05	4" FNPT x 2 1/2" MNST x 2 1/2"	MNST	Straight	1
09-101-00	4" GRV x 2 1/2" MNPT x 2 1/2"	MNPT	Straight	1
09-106-00	6" FNPT x 2 1/2" MNPT x 2 1/2"	MNPT	Straight	1
09-107-00	6" GRV x 2 1/2" MNPT x 2 1/2"	MNPT	Straight	1
09-115-00	4" FNPT x 2 1/2" MNPT x 2 1/2"	MNPT	90°	1
09-116-00	4" GRV x 2 1/2" MNPT x 2 1/2"	MNPT	90°	1



**Fire Department Connections – Single Clapper Siamese, UL/ULc Listed and FM Approved**

FPPI fire department connections are UL Listed and FM Approved in accordance with NFPA. Standard configuration is 4" NPT x 2½" x 2½" NST PL. A limited number of regional threads are available for the pin lugs. Each FDC features solid brass construction and single clapper design.

	4" FDC	4" FDC	4" FDC	4" FDC
	Straight	Straight	90°	90°
Rough Brass	(Threaded)	(Grooved)	(Threaded)	(Grooved)
2½" Pin Lug Threads				
NST	09-000-00	09-070-00	09-020-00	09-090-00
BCT/NYCORP	09-002-00	09-070-01	09-052-00	09-090-01
CIN (NEW)	09-000-10	09-070-10	09-020-10	09-090-10
CIN (OLD)	09-000-11	09-070-11	09-020-11	09-090-11
CLV	09-012-00	09-070-06	09-062-00	09-090-06
DET	09-014-00	09-070-07	09-064-00	09-090-07
QST	09-004-00	09-070-02	09-054-00	09-090-02
Nova Scotia	09-000-14	09-070-14	09-020-14	09-090-14
NYFD	09-000-09	09-070-09	09-020-09	09-090-09
ONT	09-006-00	09-070-03	09-056-00	09-090-03
PHX	09-008-00	09-070-04	09-058-00	09-090-04
Raleigh	09-000-13	09-070-13	09-020-13	09-090-13
TEM	09-010-00	09-070-05	09-060-00	09-090-05
Polished Chrome				
NST	09-000-01		09-020-01	
Pack Qty.	6	6	6	6



09-000-00



09-020-00



09-121-00

**Fire Department Connections – Double Clapper Siamese, UL Listed FM Approved**

FPPI fire department connections are UL Listed and FM Approved in accordance with NFPA. Standard configuration is 4" FNPT x 2½" x 2½" NST PL. Each FDC features solid brass and double clapper design.

Part No.	Description		Pack Qty.
Rough Brass			
09-121-00	4" FNPT x 2½" NST Swivel x 2½" NST "AUTO SPKR"	Straight	3
09-120-00	4" FNPT x 2½" NST Swivel x 2½" NST "STANDPIPE"	90°	3
Polished Chrome			
09-121-01	4" FNPT x 2½" NST Swivel x 2½" NST "AUTO SPKR"	Straight	3
09-120-01	4" FNPT x 2½" NST Swivel x 2½" NST "STANDPIPE"	90°	3



09-120-01



**Open Snoots**

FPPI open snoots feature all brass construction. Standard configuration is NST PL Inlet x NPT Outlet. A limited number of regional threads are available.

**Hose Pin Lug x Male Thread**



09-588-00



09-600-00

	1½" PL	2½" PL	2½" PL	2½" PL	2½" PL	2½" PL	3" PL
	x	x	x	x	x	x	x
	1½" MNPT	1½" MNPT	2" MNPT	2½" MNPT	3" MNPT	3" MNST	3" MNPT
Pin Lug Thread	(Rough Brass)						
NST	09-580-00	09-584-00	09-588-00	09-616-00	09-630-00	09-631-00	09-634-00
BCT/NYCORP		09-584-01	09-588-01	09-616-01	09-630-01		
CIN (NEW)		09-584-10	09-588-10	09-616-10	09-630-10		
CIN (OLD)		09-584-11	09-588-11	09-616-11	09-630-11		
CLV		09-584-06	09-588-06	09-616-06	09-630-06		
DET		09-584-07	09-588-07	09-616-07	09-630-07		
QST		09-584-02	09-588-02	09-616-02	09-630-02		
Nova Scotia		09-584-14	09-588-14	09-616-14	09-630-14		
NYFD		09-584-09	09-588-09	09-616-09	09-630-09		
ONT		09-584-03	09-588-03	09-616-03	09-630-03		
PHX		09-584-04	09-588-04	09-616-04	09-630-04		
Raleigh		09-584-13	09-588-13	09-616-13	09-630-13		
TEM		09-584-05	09-588-05	09-616-05	09-630-05		
Pack Qty.	4	2	2	3	1	1	1

**Hose Pin Lug x Female Thread**



09-616-00



09-632-00

	1½" PL	2½" PL	2½" PL	2½" PL	2½" PL	3" PL	2½" PL
	x	x	x	x	x	x	x
	1½" FNPT	1½" FNPT	2" FNPT	2½" FNPT	3" FNPT	3" FNPT	2½" FNPT
Pin Lug Thread	(Rough Brass)						
NST	09-582-00	09-586-00	09-590-00	09-600-00	09-632-00	09-636-00	
BCT/NYCORP		09-586-01	09-590-01	09-602-00	09-632-01		
CIN (NEW)		09-586-10	09-590-10	09-600-10	09-632-10		
CIN (OLD)		09-586-11	09-590-11	09-600-11	09-632-11		
CLV		09-586-06	09-590-06	09-612-00	09-632-06		
DET		09-586-07	09-590-07	09-614-00	09-632-07		
QST		09-586-02	09-590-02	09-604-00	09-632-02		
Nova Scotia		09-586-14	09-590-14	09-600-14	09-632-14		
NYFD		09-586-09	09-590-09	09-600-09	09-632-09		
ONT		09-586-03	09-590-03	09-606-00	09-632-03		
PHX		09-586-04	09-590-04	09-608-00	09-632-04		
Raleigh		09-586-13	09-590-13	09-600-13	09-632-13		
TEM		09-586-05	09-590-05	09-610-00	09-632-05		
	(Polished Chrome)						
NST							09-600-01
Pack Qty.	4	2	2	3	1	1	3



### Fire Department Connections – Single Inlet for Residential Sprinkler System, UL Listed

FPPI single inlet FDC is the only UL Listed FDC of this type and is ideal for residential applications where required. Features integral identification plate (AUTO-SPKR) and comes complete with 1/2" NST plug and chain. Predrilled for mounting to finished building surface. Solid brass snoot with forged aluminum, brass or plastic plug.

Part No.	Description		Pack Qty.
09-502-00	FDC 1 1/2", NPT x NST w/BR	Plug UL	4
09-502-01	FDC 1 1/2", NPT x NST w/AL	Plug UL	4
09-502-02	FDC 1 1/2", NPT x NST w/ABS	Plug UL	4



09-502-00

### Open Snoot Assembly

Each kit contains one open snoot, 2 1/2" IPS brass wall plate (AUTO- SPKR) and a 2 1/2" plug with chain, boxed and labeled.

	2 1/2" PL	2 1/2" PL
	x	x
	2 1/2" FNPT	2 1/2" FNPT
Pin Lug Thread	(Rough Brass)	(Polished Chrome)
NST	09-650-00	09-650-10**
BCT/NYCORP	09-652-00	
CLV	09-662-00	
DET	09-664-00	
QST	09-654-00	
ONT	09-656-00	
PHX	09-658-00	
TEM	09-660-00	
Pack Qty.	4	4

\*Additional Regional Thread Kits available with Break Caps.

\*\*Chrome snoot supplied with red wall plate.



09-650-00



09-683-10



09-680-00



09-425-00



09-506-00

### Check Snoots

FPPI check snoots are made of brass and typically used on multiple inlet fire department connections to help prevent backflow of water into connected supply lines. A breakable cap or male NST plug should be used to protect threads and prevent debris from entering the waterway. Available all rough brass or with polished brass (pictured to the left) snoot. UL Listed.

	2½" PL	2½" PL	2½" PL	2½" PL	2½" PL
	x	x	x	x	x
	3" MNPT	3" FNPT	3" MNPT	3" FNPT	3" MNPT
Pin Lug Thread	[Rough Brass]		[Polished Brass]		[Polished Chrome]
NST	09-682-00	09-680-00	09-683-00	09-681-00	09-683-10
BCT/NYCORP	09-682-01	09-680-01			
CIN (NEW)	09-682-10	09-680-10			
CIN (OLD)	09-682-11	09-680-11			
CLV	09-682-06	09-680-06			
DET	09-682-07	09-680-07			
QST	09-682-02	09-680-02			
Nova Scotia	09-682-14	09-680-14			
NYFD	09-682-09	09-680-09			
ONT	09-682-03	09-680-03			
PHX	09-682-04	09-680-04			
Raleigh	09-682-13	09-680-13			
TEM	09-682-05	09-680-05			
<b>Pack Qty.</b>	<b>1</b>	<b>1</b>	<b>1</b>	<b>1</b>	<b>1</b>

### Replacement Pin Lugs

Replacement for missing FPPI pin lugs only. Installer must verify fit for any other application.

Part No.	Description	in	Pack Qty.
09-425-00	PL Assembly, NST	2½"	4

\*Regional Threads Available Upon Request

### FDC Break Caps

Description	in	mm	Red	Green	Yellow	Pack Qty.
Metal	2½"		09-505-00	09-505-01	09-505-02	25 Pair
Plastic	2½"		09-506-00			25 Pair
Metal	3"		09-503-00	09-503-01	09-503-02	25 Pair



### Storz Type Fire Department Connection

Provides a “quick connection” of large diameter hose by fire service professionals to fire sprinkler or standpipe systems. Conforms with NFPA1963 requirements. Powder coated, forged aluminum. Listed where noted.

Storz	Fire Dept. Connections w/ Caps	Pack Qty.
09-205-00	4" Storz x 4" FNPT w/Cap	2
09-207-00	5" Storz x 4" FNPT w/Cap	2
09-215-00	4" Storz x 4" FNPT, 30° w/Cap	1
09-217-00	5" Storz x 4" FNPT, 30° w/Cap	1

Storz Kits	Fire Dept. Connections w/ Caps & Sprinkler Wall Plates	Pack Qty.
09-230-00	4" Storz x 4" FNPT w/Cap & Wall Plate	1
09-234-00	5" Storz x 4" FNPT w/Cap & Wall Plate	1
09-236-00	4" Storz x 4" FNPT, 30° w/Cap & Wall Plate	1
09-238-00	5" Storz x 4" FNPT, 30° w/Cap & Wall Plate	1
09-239-00	5" Storz x 4" FNPT, 30° w/Cap, WP, Ball Drip & Valve	1

Storz	Individual Storz Components	Pack Qty.
09-200-00	4" Storz x 4" FNPT	4
09-202-00	5" Storz x 4" FNPT	4
09-210-00	4" Storz x 4" FNPT w/30° Elbow	1
09-212-00	5" Storz x 4" FNPT w/30° Elbow	1
09-220-00	4" Storz Cap & Chain	4
09-222-00	5" Storz Cap & Chain	4

### FDC Wall Plates

FPPI's FDC wall plates are available in aluminum, brass, polished chrome or plastic. All signs are forged, cast or molded with raised letters.

Part No.	Description	in	mm		Pack Qty.
09-507-00	FDC W/P	4"		IPS "Auto Spr"	P 25
09-508-00	FDC W/P	4"		IPS "Auto Spr"	AL 12
09-509-00	FDC Sign	4"x8"		IPS "Fire Dept Conn"	AL 100
09-510-00	FDC W/P	4"		IPS "Auto Spr"	RB 5
09-510-10	FDC W/P	4"		IPS "Auto Spr"	PC 5
09-514-00	FDC W/P	4"		IPS "Standpipe"	AL 12
09-516-00	FDC W/P	4"		IPS "Standpipe-Auto"	AL 12
09-520-00	FDC W/P	2½"		IPS "Auto Spr"	RB 10
09-522-00	FDC W/P	2½"		IPS "Auto Spr"	AL 20

AL = Aluminum  
 RB = Rough Brass  
 PC = Polished Chrome  
 P = Plastic



09-238-00



09-222-00



09-508-00



09-520-00



## **Brass Sprinkler Extension**

### **WARNING**

THIS PRODUCT IS SOLD AS IS AND WITH ALL FAULTS. PROPER INSTALLATION IS REQUIRED TO AVOID RISK OF FAILURE. WE MAKE NO WARRANTY OF ANY KIND FOR THIS PRODUCT. USE THIS PRODUCT AT YOUR OWN RISK. WE WILL NOT PROVIDE FOR REPLACEMENT OF THIS PRODUCT NOR WILL WE BE RESPONSIBLE FOR ANY DIRECT OR CONSEQUENTIAL DAMAGES ASSOCIATED WITH THE USE OF THIS PRODUCT.

This product should only be used when no other installation option is available and then only installed under controlled and supervised conditions.

The following disclosure should be considered when determining whether you should use brass sprinkler extensions as identified in our full product catalog. The product is manufactured in ½" IPS and ¾" IPS sizes in "take out" lengths of ½", ¾", 1", 1½", and 2".

This product has not been tested nor approved by any agency or authority as being a universally accepted product for the extension of sprinklers. The shortness of both the male and female threads of the *brass sprinkler extensions* require ideal installation conditions to be assured of successful use. Proper installation requires the proper use of tools and an adequate amount of thread sealant as well as mating the extensions with properly threaded components such as the sprinkler and the reducer to which the extension may be installed. You must be able to see and have access to all components to which the extension will be installed. Do not install in "blind" applications. You must also be able to "hold" back the reducer to which the extension is being installed and to "hold" back the extension to which the sprinkler is being installed to prevent over-tightening of each component and to be able to visually inspect the final installations of the extension/sprinkler. Great care must be taken not to over tighten the sprinkler/extension/reducer assembly. Over tightening will cause failure of the brass sprinkler extensions in almost every case. Evidence of failure may not be visible by visual inspection. The absence of apparent leaks during hydro testing may not reveal product failure.

By installing this product you acknowledge that you have read this warning and disclosure and that you understand the statements contained herein and furthermore accept responsibility for use of this product.



## Regional Thread Specifications

Abbreviation	Size	Locations Used & Alternate Thread Names	Outside Diameter (inches)	TPI
NH (NST)	1.5	National Standard	1.9900	9
NPSH	1.5	National Pipe Straight Hose	1.8788	11.5
NST (NH)	2.5	National Standard	3.0686	7.5
CF	2.5	Chicago Fire	2.9900	7.5
BCT/NYCORP	2.5	British Columbia, Toledo, N.Y. Corp., Yonkers, Newark	3.0000	8
NYFD	2.5	New York Fire Dept., Baton Rouge, Lincoln	3.0300	8
NYFD	3	New York Fire Dept.	3.630	8
QST	2.5	Quebec	3.0310	7
CIN (NEW)	2.5	Cincinnati - New Thread, Morgantown	3.0580	6
PHX	2.5	Phoenix, Pittsburgh	3.0620	6
TEM	2.5	Tempe	3.0750	6
CLV	2.5	Cleveland, Erie, Omaha, Lafayette	3.0780	8
CIN (OLD)	2.5	Cincinnati - Old Thread, Starksville	3.0930	6
ONT	2.5	Canadian Standards Assoc. (CSA), Ontario	3.1250	5
DET	2.5	Detroit	3.1250	7.5
NVS	2.5	Nova Scotia - Zone 1	3.2300	5
DAY	2.5	Dayton, OH	3.2340	6
RCH	2.5	Richmond, VA	3.3120	8
RAL	2.5	Raleigh, NC	3.3400	6
NH (NST)	3	National Standard	3.6300	6



SMITH-COOPER<sup>®</sup>  
INTERNATIONAL  
FIRE PROTECTION PRODUCT LINE



**Ductile Iron  
Thread Fittings**  
UL/FM @ 500 psi  
1/2" - 2-1/2"



**COOPLK™ Grooved  
Couplings, Fittings & Valves**  
1" - 24" (UL/FM 1" - 12")



**Malleable Iron Fittings**  
150# & 300# • Blk. & Galv.  
UL/FM @ 300 psi, 1/8" - 8"



**Cast Iron  
Threaded Fittings**  
UL/FM @ 300 PSI  
1/2" - 2-1/2"



**General Service  
Valves**  
1/4" - 4"



**304/316 Stainless Steel**  
150# Threaded Fittings • 1/4" - 4"  
Sch 10 & Sch 40 Pipe



**COOPLET® Weld Outlets**  
UL/FM 300 psi  
Threaded 1/2" - 4"  
Grooved 1-1/4 - 6"



**Bronze & Lead Free Brass**  
Fittings • Flanges • Nipples • Pipe  
125# • 1/8" - 6"



**304/316 Stainless Steel  
Pipe Nipples**  
Sch 40, Sch 80  
Welded & Seamless



**Nipples**  
Black & Galvanized  
Welded & Seamless  
Sch 40, Sch 80 & XXH  
COOPLET® Adapter Nipples



**AWWA Gate &  
Riser Check Valves**  
Riser Check - 2" - 8"  
AWWA - Flanged Gate & Check,  
Grooved, MJ, Threaded, Push-On  
(UL/FM 2" - 12")



**Flanged Fittings & Flanges**  
125# & 250#  
Flanged Fittings 2" - 30"  
Flanges - Blind, Threaded, Reducing  
(UL 2" - 12")



**“High quality standards and careful selection of materials deliver industry-leading performance, while our customer service sets new industry standards every day. When you choose FPPI products, you choose peace of mind. Thank you for your business.”**



SMITH-COOPER®  
INTERNATIONAL

CUSTOMER SERVICE | TOLL FREE +1 (800) 344-1822 | FAX +1 (800) 344-3775 | [www.fppi.com](http://www.fppi.com)



SMITH-COOPER®  
INTERNATIONAL



FPPI®



Call for a complete product catalog

Explore our product line at [fppi.com](http://fppi.com)  
or call +1 (800) 344-1822

[customerservice@fppi.com](mailto:customerservice@fppi.com)

