Safe Storage Quick Start Guide

Unhook Connections

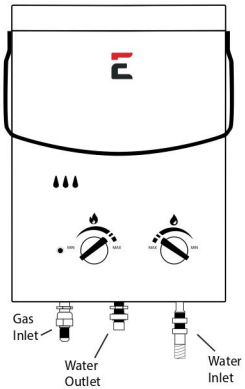

Turn off gas and water.
Disconnect both of them.

1

Drain Water

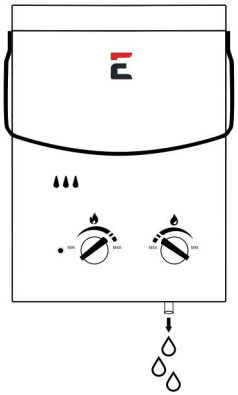

Thoroughly drain the water heater using the drain plug.

2

Tilt Water Heater

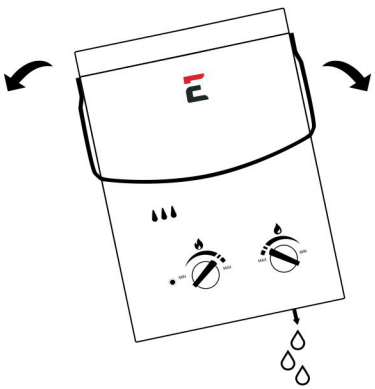

Tilt your water heater back and forth to remove excess water.

3

Store in a Safe Place

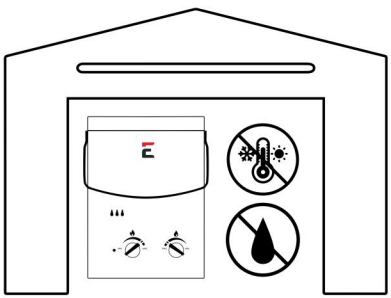

Store indoors in a warm, dry environment until next use.

4