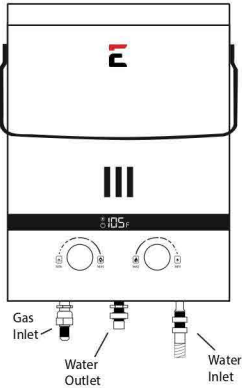


Safe Storage Quick Start Guide



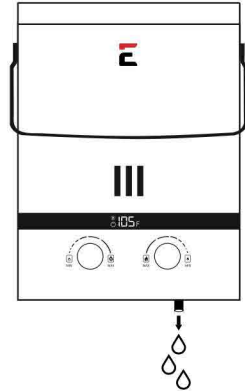
Unhook Connections



Turn off gas and water.
Disconnect gas and water lines.

1

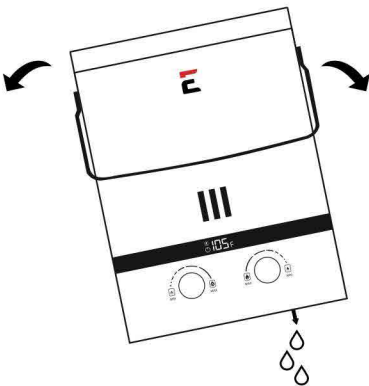
Drain Water



Thoroughly drain the water
heater using the drain plug.

2

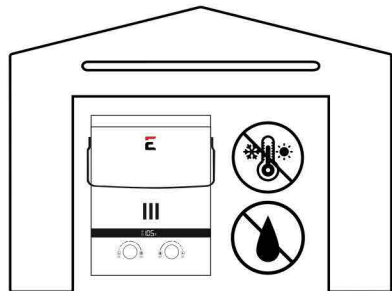
Tilt Water Heater



Tilt your water heater back
and forth to remove excess water.

3

Store in a Safe Place



Store indoors in a warm,
dry environment until next use.

4