

Commercial 12.5 Ton Package Heat Pump

DCH1500163BHDWAB
DCH1500304BHXAAC
DCH1500454BJXFAC
DCH150XXX3BXXXAA
DCH150XXX3BXXXAB
DCH150XXX3BXXXAC
DCH150XXX4BXXEAC
DCH150XXX4BXXXAA
DCH150XXX4BXXXAB
DCH150XXX4BXXXAC
DCH150XXX4BXXXAD
DCH150XXX7BXXXAA
DCH150XXX7BXXXAB



This manual is to be used by qualified technicians only.

This manual replaces RP-D1039E.

Important Information

Index

Functional Parts List	3
Illustration and Parts	4 - 15

Views shown are for parts illustrations only, not servicing procedures

Text Codes:

AR - As Required

NA - Not Available

NS - Not Shown

00000000 - See Note

QTY - Quantity Example (QTY 3) (If Quantity not shown, Quantity = 1)

M - Model Example (M1) (If M Code not shown, then part is used on all Models)

Expanded Model Nomenclature:

Example M1 - Model#1 M2 - Model#2 M3 - Model#3

Daikin Company, L.P. is not responsible for personal injury or property damage resulting from improper service. Review all service information before beginning repairs.

Warranty service must be performed by an authorized technician, using authorized factory parts. If service is required after the warranty expires, Daikin Company, L.P. also recommends contacting an authorized technician and using authorized factory parts.

Daikin Company, L.P. reserves the right to discontinue, or change at any time, specifications or designs without notice or without incurring obligations.

For assistance within the U.S.A. contact:

Equipment Support
Daikin North America, LLC
19001 Kermier Road
Waller, Texas 77484
855-770-5678-Telephone
713-863-2382-Facsimile

For assistance outside the U.S.A. contact:

International Division
Daikin North America, LLC
19001 Kermier Road
Waller, Texas 77484
713-861-2500-Telephone
713-863-2382-Facsimile

Functional Parts

Part

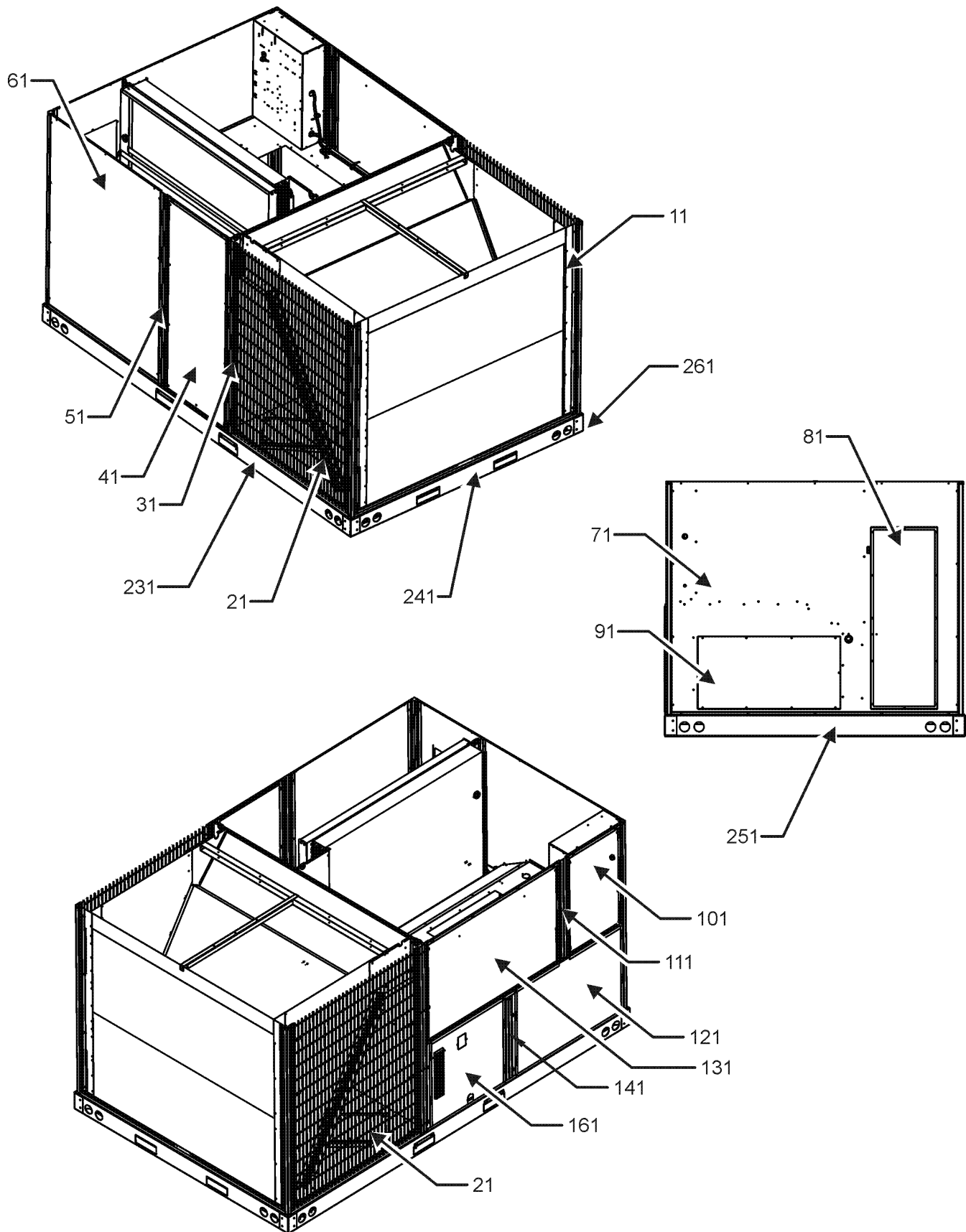
No: Description:

B3240004	BELT DRIVE MOTOR 2 HP (M1, M2, M3, M4, M5, M6, M7, M8, M11, M12, M13)
0131L00006	BELT DRIVE MOTOR 3 HP 575 V (M9, M10)
CAP100000370LA	CAPACITOR 10/370V (M1, M2, M3, M4, M6, M7, M8, M11, M12, M13)
CAP050000370LA	CAPACITOR 5/370V (M5, M9)
CAP050000440LA	CAPACITOR 5/440V (M10)
ZP67KCETFD130	COMPRESSOR 67000, 460/60/3 (M4, M5, M6, M7, M8, M12, M13)
ZP67KCETF5130	COMPRESSOR 67500, 200/230/60/3 (M1, M2, M3, M11)
ZP67KCEFFE130	COMPRESSOR 67500, 575/60/3 (M9, M10)
0131M00430	COND MOTOR 1/3 HP, 1 SP, 6 PL (M1, M2, M3)
B13400249	COND MOTOR 1/3 HP, 460V (M5)
0131M00179	COND MOTOR 1/3 HP, 6 PL, 575V (M9)
0131M00500	COND MOTOR 1/3 HP, OD, LAK (M10)
CONT3P030024V	CONTACTOR 30 AMP, 3P, 24V (QTY 3)
CONT2P040024V	CONTACTOR 40 AMP, 2P, 24V
0130M00104	CONTROL, DEFROST
0130M00103	CONTROL, DEFROST
0130M00074	CUT-OUT SWITCH, HIGH PRESSURE (QTY
0130M00075	CUT-OUT SWITCH, LOW PRESSURE (QTY 2)
PCBDM101	DEFROST CONTROL BOARD
PCBFM103	ELECTRONIC BLOWER TIME DELAY
10625733	FAN BLADE 22" ALUM CCW (QTY 2)
0131M00774	MOTOR, 1/3 HP, OD (M4, M6, M7, M8, M12, M13)
0131L00064	MOTOR, COND, 1/3 HP, 208/230V (M11)
0164L00001	NOTCHED FAN BELT AX49
10135604	RELAY
0130M00242	RELAY, 24V (M1, M2, M3, M4, M5, M6, M7, M8, M10, M11, M12, M13)
0130M00038	TERMINAL BOARD
0130M00144	TRANSFORMER (M1, M2, M3, M11)
0130M00145	TRANSFORMER 480V to 24V, 75VA (M4, M5, M6, M7, M8, M12, M13)
0130M00148	TRANSFORMER 575V to 24V, 75VA (M9, M10)

Expanded Model Nomenclature

M1 - DCH150XXX3BXXXAA
M2 - DCH150XXX3BXXXAB
M3 - DCH150XXX3BXXXAC
M4 - DCH150XXX4BXXEAC
M5 - DCH150XXX4BXXXAA
M6 - DCH150XXX4BXXXAB
M7 - DCH150XXX4BXXXAC
M8 - DCH150XXX4BXXXAD
M9 - DCH150XXX7BXXXAA
M10 - DCH150XXX7BXXXAB
M11 - DCH1500163BHDWAB
M12 - DCH1500304BHXAAC
M13 - DCH1500454BJXFAC

Cabinet Assembly



Cabinet Assembly

Ref. Part No:	Description:	Ref. Part No:	Description:
---------------	--------------	---------------	--------------

Image 1:

11	0121L00979RFNG	CORNER POST (QTY 4)
11	0121L01421RFNG	CORNER POST, RF PAINTED (M11)
21	0152L00001	GRILLE-CONDENSER (QTY 2)
31	0121L00980RFNG	ROLL FORM SIDE POST (M1, M2, M3, M4, M5, M6, M7, M8, M9, M10, M12, M13)
31	0121L01423RFNG	SIDE POST (M11)
41	0121L00759NG	FILTER DOOR
51	0121L01433RFNG	FILTER DOOR POST (M11)
51	0121L00757RFNG	FILTER POST (M1, M2, M3, M4, M5, M6, M7, M8, M9, M10, M12, M13)
61	0121L00378NG	ECONOMIZER DOOR (M1, M2, M3, M4, M5, M6, M7, M8, M9, M10, M11, M12)
71	0121L01287NG	DUCT PANEL (M1, M2, M3, M4, M5, M6, M7, M8, M9, M10)
71	0121L01367NG	DUCT PANEL (M11, M12, M13)
81	0121L00082NG	RETURN DUCT COVER
91	0121L00099NG	SUPPLY DUCT COVER
101	0121L01078NG	CONTROL DOOR
111	0121L02518RFNG	RF, CONTROL POST HINGED 12.5 (M11)
111	0121L02305RFNG	RF, PAINTED CONTROL POST 12.5 (M1, M2, M3, M4, M5, M6, M7, M8, M9, M10, M12, M13)
121	0121L00767NG	ELECTRIC HEAT DOOR
131	0121L00819NG	BLOWER DOOR
141	0121L00765RFNG	BURNER BOX POST
161	0121L00828NG	BURNER AREA DOOR
231	0121L01099RF	RAIL, BASE SIDES RF (QTY 2)
241	0121L00834RF	RAIL-BASE COND END
251	0121L00071RF	RAIL, BASE DUCT END
261	0121G00301	RAIL CORNER BRACKET (QTY 4)
NS	0121L00055	BRACKET-FORK BOARD (QTY 4)
NS	0121L01310	ECONOMIZER COVER (M13)
NS	0141L00006X	FORK BOARD (QTY 2)
NS	0164L00009	GASKET-RUBBER, CPOST (QTY 3)
NS	0164L00011	GASKET-RUBBER, SIDE POST (QTY 5)

Expanded Model Nomenclature

M1 - DCH150XXX3BXXXAA
M2 - DCH150XXX3BXXXAB
M3 - DCH150XXX3BXXXAC
M4 - DCH150XXX4BXXEAC
M5 - DCH150XXX4BXXXAA
M6 - DCH150XXX4BXXXAB
M7 - DCH150XXX4BXXXAC
M8 - DCH150XXX4BXXXAD
M9 - DCH150XXX7BXXXAA
M10 - DCH150XXX7BXXXAB
M11 - DCH1500163BHDWAB
M12 - DCH1500304BHXAAC
M13 - DCH1500454BJXFAC

Top Panel and Tubing Assembly

IMAGE 1

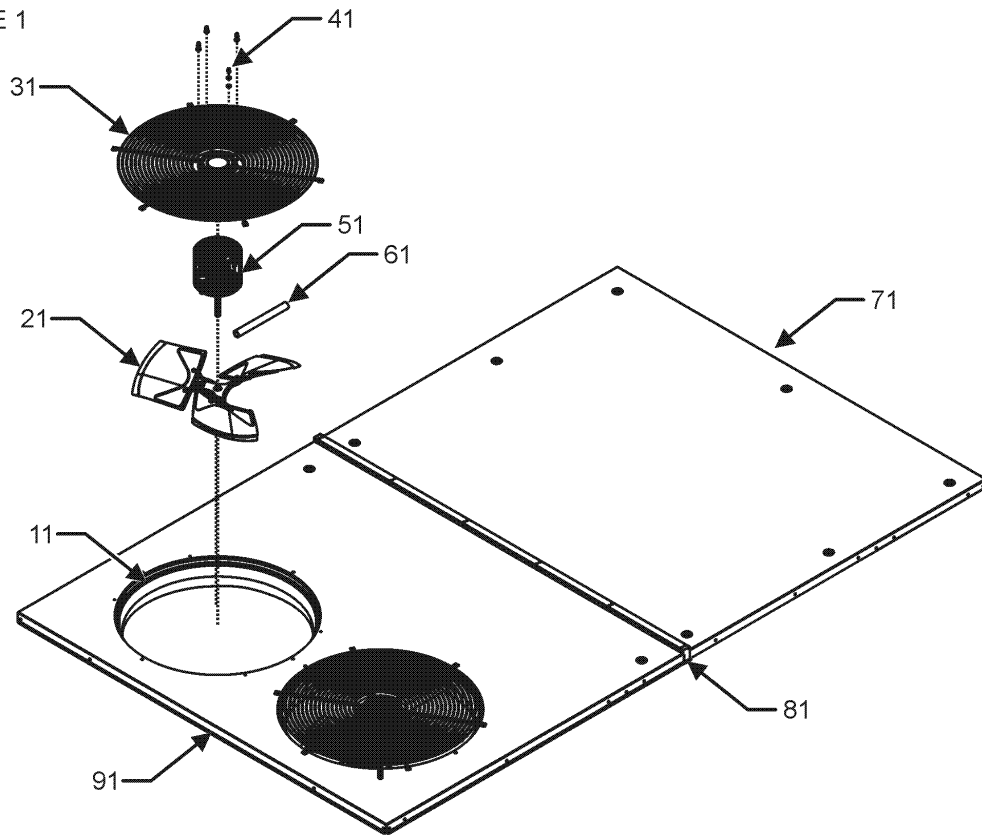
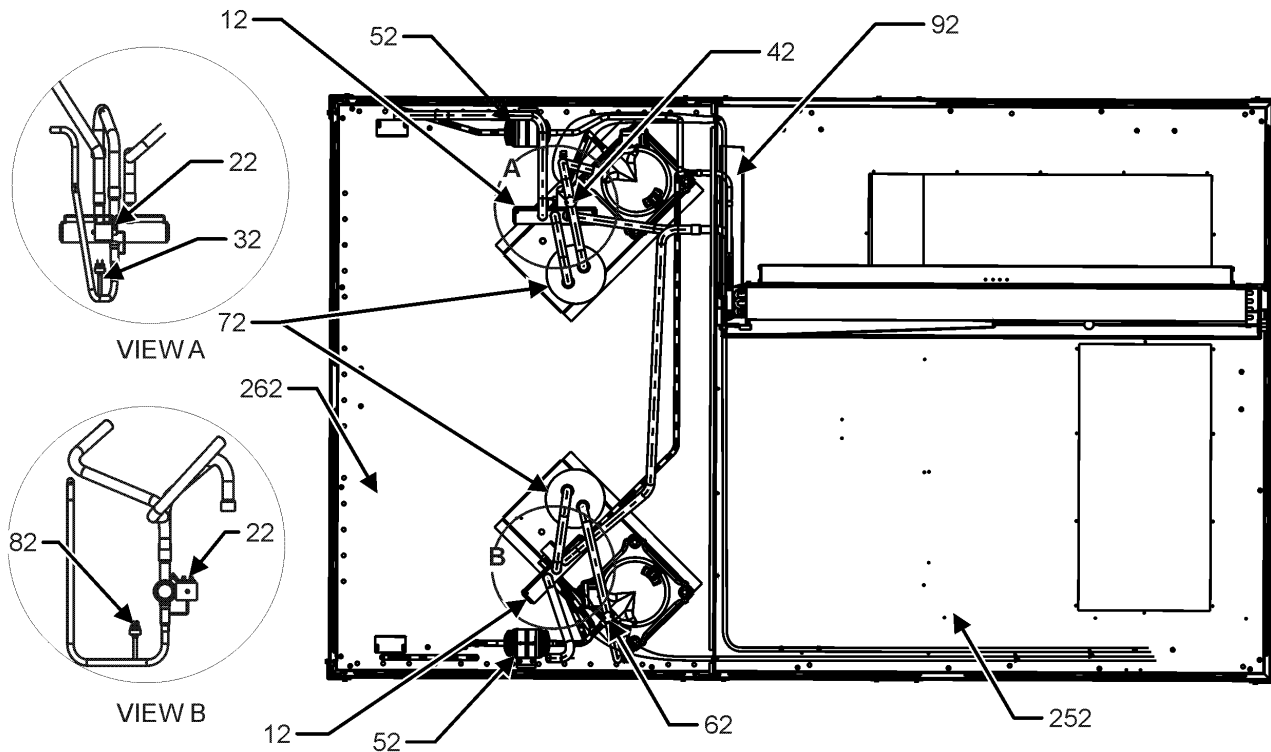


IMAGE 2



Top Panel and Tubing Assembly

Ref. Part No: No:	Description:	Ref. Part No: No:	Description:
-------------------	--------------	-------------------	--------------

Image 1:

11	0161L00000	VENTURI RING 22" (QTY 2)
21	10625733	FAN BLADE 22" ALUM CCW (QTY 2)
31	0152G00003	FAN GRILLE (M5, M9)
31	0152G00000	FAN GRILLE, RAISED (M1, M2, M3, M4, M6, M7, M8, M10, M11, M12, M13)
41	0163M00006P	ACORN NUT 5/16 HEX BLACK (QTY 8)
51	0131M00430	COND MOTOR 1/3 HP, 1 SP, 6 PL (M1, M2, M3)
51	B13400249	COND MOTOR 1/3 HP, 460V (M5)
51	0131M00179	COND MOTOR 1/3 HP, 6 PL, 575V (M9)
51	0131M00500	COND MOTOR 1/3 HP, OD, LAK (M10)
51	0131M00774	MOTOR, 1/3 HP, OD (M4, M6, M7, M8, M12, M13)
51	0131L00064	MOTOR, COND, 1/3 HP, 208/230V (M11)
61	0163M00386	CONDUIT-FLEXIBLE
71	0121L00497NG	TOP INDOOR
81	20455902	SPLICE GASKET .50 X .25 (QTY 5)
91	0121L01105NG	TOP OUTDOOR
NS	0163M00175	CAP WITH O-RING (QTY 4)
NS	0259L00027	COND MOTOR HARNESS 230V (M9)
NS	0259L00026	COND MOTOR HARNESS 460V (M5)
NS	0259L00028	COND MOTOR HARNESS 460V (M5)
NS	0259L00511	HARNESS COND MOTOR (M1, M2, M3, M4, M6, M7, M8, M9, M10, M11, M12, M13)
NS	0259L00512	HARNESS COND MOTOR (M1, M2, M3, M4, M6, M7, M8, M10, M11, M12, M13)
NS	0163M00004	SCREW #10X3/4", BLACK (QTY 3)
NS	0163M00005P	WASHER, BLACK (.50 OD .218ID) (QTY 8)

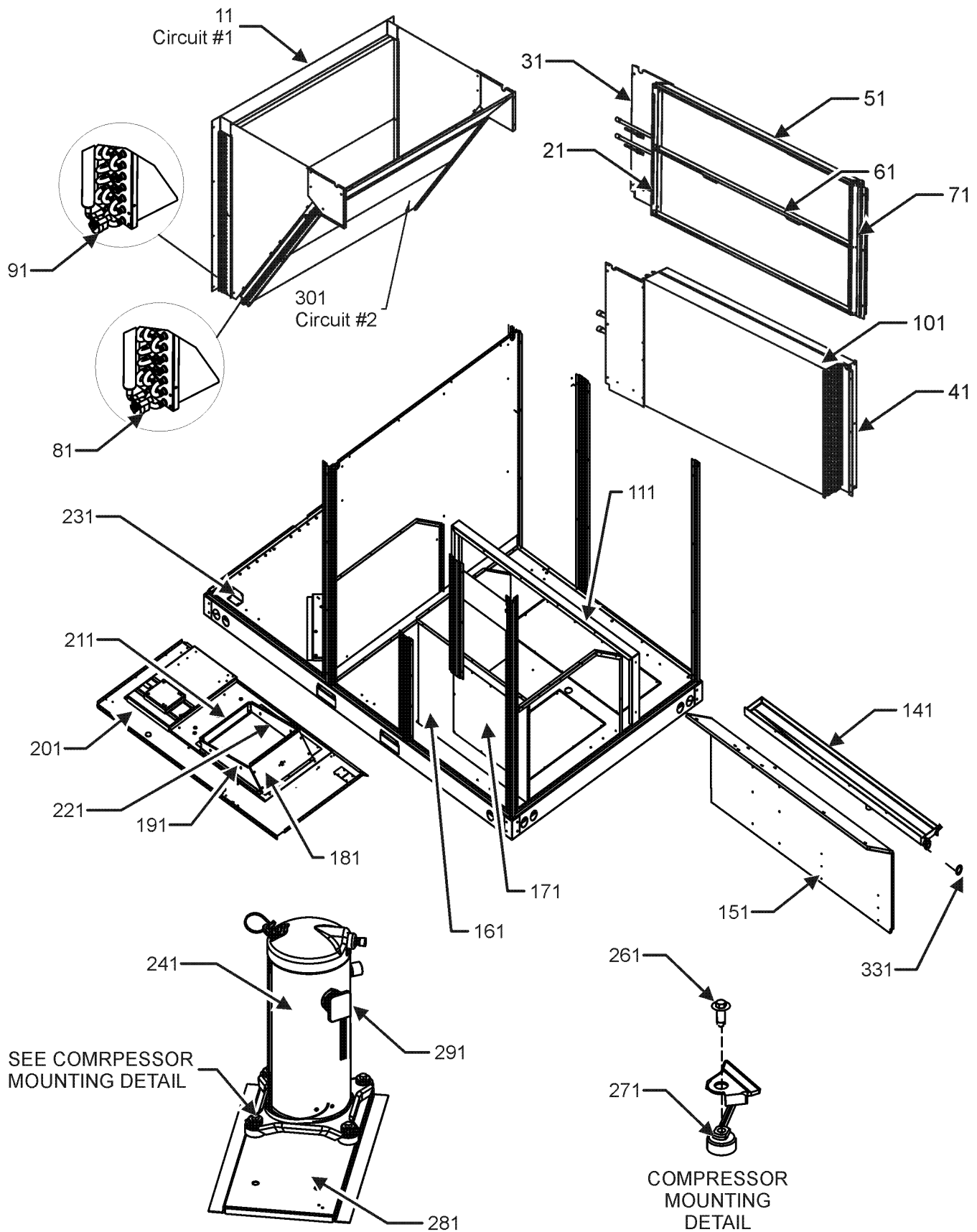
Image 2:

12	0151R00070	REVERSING VALVE
22	B1225022	SOLENOID COIL
32	0130M00074	CUT-OUT SWITCH, HIGH PRESSURE
42	0130M00075	CUT-OUT SWITCH, LOW PRESSURE
52	0151M00012	BI-FLOW FILTER DRIER
62	0130M00075	CUT-OUT SWITCH, LOW PRESSURE
72	0151L00001	ACCUMULATOR (QTY 2)
82	0130M00074	CUT-OUT SWITCH, HIGH PRESSURE
92	0121L01210	DRIP SHIELD-EVAP
252	0121L00944	BASE PAN - INDOOR
262	0121L02129	BASEPAN, OUTDOOR
NS	B1373315	ACCESS FITTING (QTY 4)

Expanded Model Nomenclature

M1 - DCH150XXX3BXXXAA
M2 - DCH150XXX3BXXXAB
M3 - DCH150XXX3BXXXAC
M4 - DCH150XXX4BXXEAC
M5 - DCH150XXX4BXXXAA
M6 - DCH150XXX4BXXXAB
M7 - DCH150XXX4BXXXAC
M8 - DCH150XXX4BXXXAD
M9 - DCH150XXX7BXXXAA
M10 - DCH150XXX7BXXXAB
M11 - DCH1500163BHDWAB
M12 - DCH1500304BHXAAC
M13 - DCH1500454BJXFAC

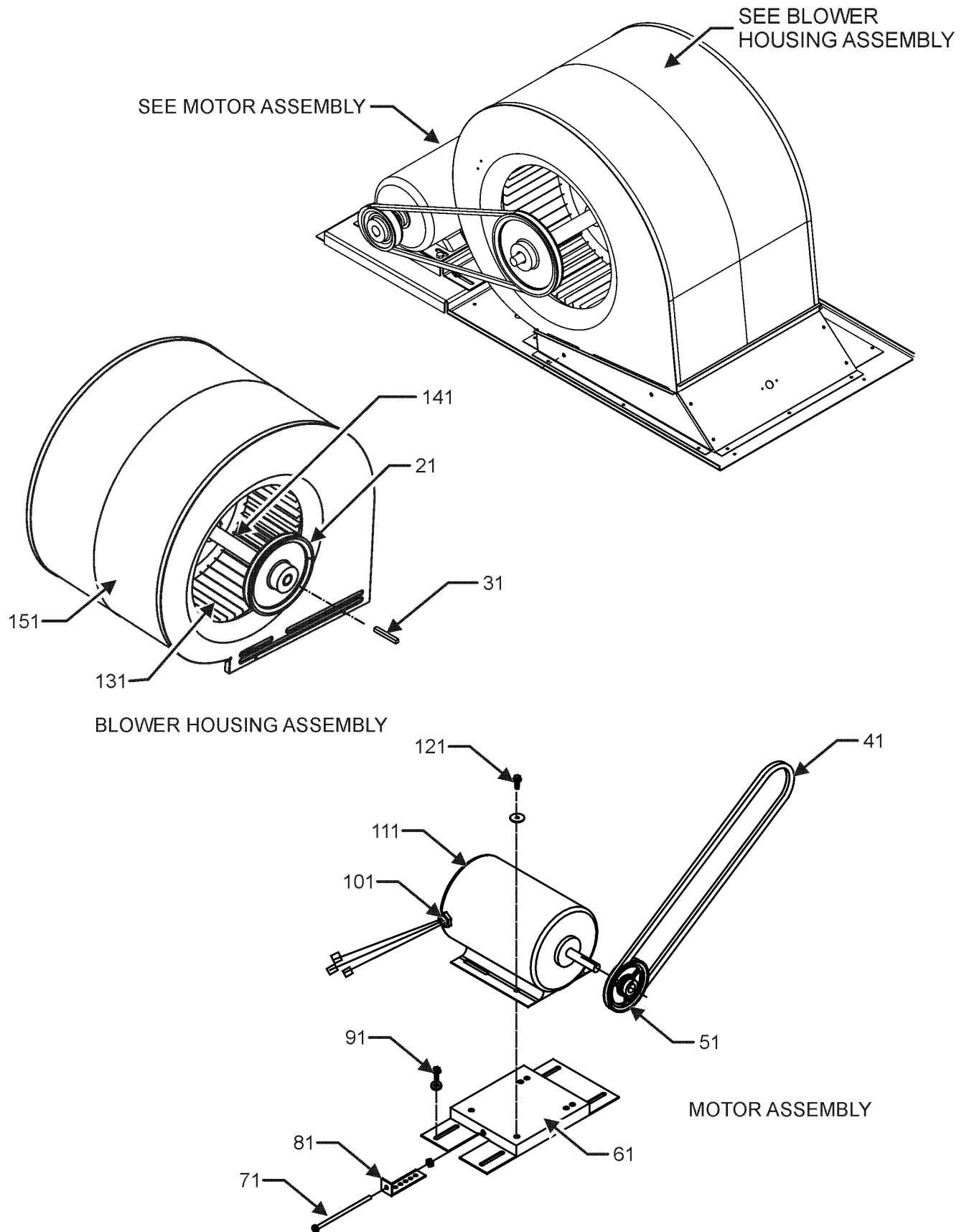
Partition, Condenser & Evaporator Assy



Partition, Condenser & Evaporator Assy

Ref. Part No: No:	Description:	Ref. Part No: No:	Description:
<i>Image 1:</i>		Expanded Model Nomenclature	
11	0201L00204	CONDENSER COIL ASSY, C1 (M1, M5, M6, M9)	M1 - DCH150XXX3BXXXAA
11	0201L00218	CONDENSER COIL ASSY, C1 (M2, M3, M4, M7, M8, M10, M11, M12, M13)	M2 - DCH150XXX3BXXXAB
21	0121L02099	ANGLE-FILTER VERTICAL, HPIN	M3 - DCH150XXX3BXXXAC
31	0121L00517	BLOCKOFF-EVAPORATOR, RET END	M4 - DCH150XXX4BXXEAC
41	0121L00845	EVAP EXTENSION-HAIRPIN SIDE	M5 - DCH150XXX4BXXXAA
51	0121L00399	FILTER ANGLE-HORIZONTAL (QTY 2)	M6 - DCH150XXX4BXXXAB
61	0121L01258	ANGLE-FILTER HORIZONTAL	M7 - DCH150XXX4BXXXAC
71	0121L02099	ANGLE-FILTER VERTICAL, HPIN	M8 - DCH150XXX4BXXXAD
81	0130M00103	CONTROL, DEFROST	M9 - DCH150XXX7BXXXAA
91	0130M00104	CONTROL, DEFROST	M10 - DCH150XXX7BXXXAB
101	0202L00086	EVAP COIL ASSY (M2, M3, M4, M7, M8, M10, M11, M12, M13)	M11 - DCH1500163BHDWAB
101	0202L00044	TUBING ASSY, EVAP COIL (M1, M5, M6, M9)	M12 - DCH1500304BHXAAC
111	0121L00372	DRAIN PAN SUPPORT	M13 - DCH1500454BJXFAC
141	0161L00002	DRAIN PAN	
151	0121L00374	DECK SIDE CHANNEL	
161	0121L00365	ELECTRIC HEAT PANEL	
171	0121L00177	ELECTRIC HEAT COVER	
181	0121L00168	BLOWER TRANSITION, RH END	
191	0121L00092	BLOWER TRANSITION, FRONT	
201	0121L02500	DECK-BLOWER	
211	0121L00169	BLOWER TRANSITION, LH END	
221	0121L00094	BLOWER TRANSITION, BACK	
231	0121L00369	BRACE-CONDENSER (QTY 2)	
241	ZP67KCETFD130	COMPRESSOR 67000, 460/60/3 (M4, M5, M6, M7, M8, M12, M13)	
241	ZP67KCETF5130	COMPRESSOR 67500, 200/230/60/3 (M1, M2, M3, M11)	
241	ZP67KCETFE130	COMPRESSOR 67500, 575/60/3 (M9, M10)	
261	M0221641	TF SHOULDER SCREW (QTY 8)	
271	B1339533	COMPRESSOR GROMMET (QTY 8)	
281	0121L02128	COMPRESSOR MOUNTING PLATE (QTY 2)	
291	0159L00066	Harness, comp scroll (M4, M5, M6, M7, M8, M9, M10, M12, M13)	
291	0159L00068	Harness, comp scroll (M1, M2, M3, M11)	
291	0159L00069	Harness, comp scroll (M1, M2, M3, M11)	
291	0159L00070	Harness, compmpressor 460V (M4, M5, M6, M7, M8, M9, M10, M12, M13)	
301	0201L00203	CONDENSER COIL ASSY, C2 (M1, M5, M6, M9)	
301	0201L00217	CONDENSER COIL ASSY, C2 (M2, M3, M4, M7, M8, M10, M11, M12, M13)	
331	0154L00009	DRAIN PAN GASKET	
NS	0121L00402	ANGLE-VERTICAL BACK (QTY 2)	
NS	0121L01398	DECK, SUPPORT BLOWER (M11)	
NS	0121L01402	DECK, SUPPORT CONTROL (M11)	
NS	0121L00321	SMOKE DETECTOR COVER (QTY 2)	

Blower Assembly



Blower Assembly

Ref. Part No: No:	Description:	Ref. Part No: No:	Description:
-------------------	--------------	-------------------	--------------

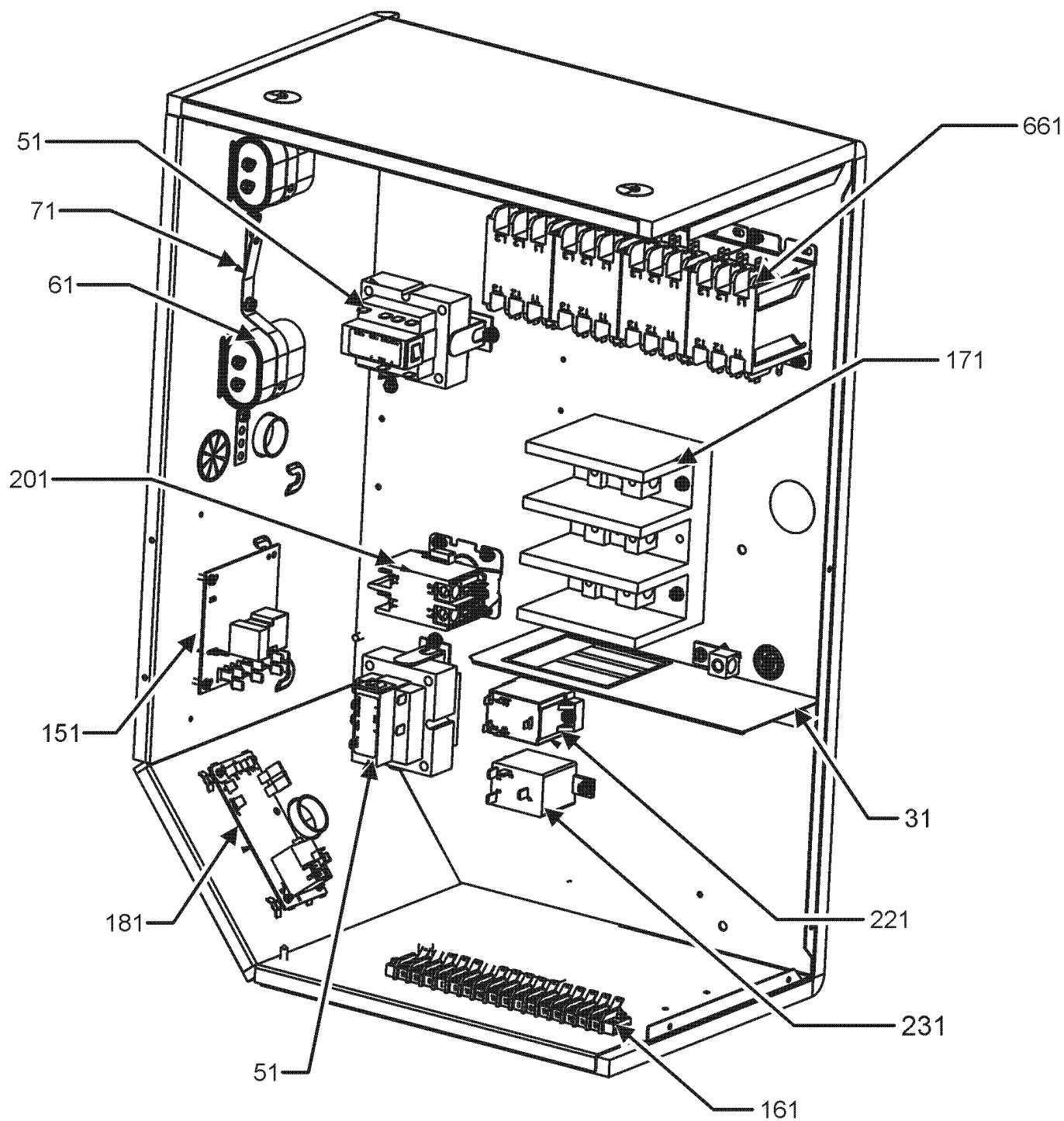
Image 1:

21	0163L00135	SHEAVE, FIXED AK66H
31	B1398604	STEEL KEY (000158812) 2.0"
41	0164L00001	NOTCHED FAN BELT AX49
51	0163L00012	VARIABLE PITCH SHEAVE VL40
61	0121L01504	MOTOR BASE
71	0163M00045	BOLT 1/4-20 X 4"
81	3225000F	BELT TIGHTENER ANGLE
91	B1446707	SCREW 5/16-18 X 1" (QTY 4)
101	B1393726	ELECT. CONNECTING BUSHING
111	B3240004	BELT DRIVE MOTOR 2 HP (M1, M2, M3, M4, M5, M6, M7, M8, M11, M12, M13)
111	0131L00006	BELT DRIVE MOTOR 3 HP 575 V (M9, M10)
121	B1393738	BOLT 1/4-20 X 3/4" (QTY 3)
131	03-78497	BLOWER WHEEL
141	04-11526	BLOWER SHAFT
151	04-01526	BLOWER HOUSING
NS	04-02196	BEARING & FRAME ASSY
NS	0259L00008	MOTOR HARNESS-BELT DRIVE
NS	B1392918	WASHER, FLAT 1/4 ID X 1 OD (QTY 4)
NS	B1392923	WASHER/FLAT (QTY 4)

Expanded Model Nomenclature

- M1 - DCH150XXX3BXXXAA
- M2 - DCH150XXX3BXXXAB
- M3 - DCH150XXX3BXXXAC
- M4 - DCH150XXX4BXXEAC
- M5 - DCH150XXX4BXXXAA
- M6 - DCH150XXX4BXXXAB
- M7 - DCH150XXX4BXXXAC
- M8 - DCH150XXX4BXXXAD
- M9 - DCH150XXX7BXXXAA
- M10 - DCH150XXX7BXXXAB
- M11 - DCH1500163BHDWAB
- M12 - DCH1500304BHXAAC
- M13 - DCH1500454BJXFAC

Control Box Assembly



Control Box Assembly

Ref. Part No:	Ref. Part No:	Description:	Description:
Image 1:			
31	0121G00491	VOLTAGE BARRIER	
51	0130M00144	TRANSFORMER (M1, M2, M3, M11)	
51	0130M00145	TRANSFORMER 480V to 24V, 75VA (M4, M5, M6, M7, M8, M12, M13)	
51	0130M00148	TRANSFORMER 575V to 24V, 75VA (M9, M10)	
61	CAP100000370LA	CAPACITOR 10/370V (M1, M2, M3, M4, M6, M7, M8, M11, M12, M13)	
61	CAP050000370LA	CAPACITOR 5/370V (M5, M9)	
61	CAP050000440LA	CAPACITOR 5/440V (M10)	
71	20520901	CAPACITOR STRAP (QTY 2)	
151	PCBDM101	DEFROST CONTROL BOARD	
161	0130M00038	TERMINAL BOARD	
171	0130M00042	BLOCK, POWER	
181	PCBFM103	ELECTRONIC BLOWER TIME DELAY	
201	CONT2P040024V	CONTACTOR 40 AMP, 2P, 24V	
221	10135604	RELAY	
231	B1370751	24V RELAY (M9)	
231	0130M00242	RELAY, 24V (M1, M2, M3, M4, M5, M6, M7, M8, M10, M11, M12, M13)	
661	CONT3P030024V	CONTACTOR 30 AMP, 3P, 24V (QTY 3)	
NS	0259L00147	COND FAN/ TRANSFORMER HARNESS (M9)	
NS	0259L00303	COND FAN/TRANSFORMER HARNESS (M1, M2, M3, M4, M5, M6, M7, M8, M10, M11, M12, M13)	
NS	0259L00159	DEFROST BOARD HARNESS	
NS	0259L00157	DEFROST RELAY HARNESS	
NS	0259L00496	HARNESS, NON POW, CONV, OUT (M12, M13)	
NS	0259L00092	HARNESS-SMOKE DETECTOR SENSOR (M4, M11)	
NS	0259L00032	LCM HARNESS, ELECTRIC HEAT	
NS	0259L00502	WIRE HARNESS	
NS	0259L00148	WIRE HARNESS ASSY	
NS	0259L00150	WIRE HARNESS ASSY	
NS	0259L00151	WIRE HARNESS ASSY	
NS	0259L00156	WIRE HARNESS ASSY	
NS	0259L00158	WIRE HARNESS ASSY	
NS	0259L00167	WIRE HARNESS, ECONOMIZER	
NS	0259L00167	WIRE HARNESS, ECONOMIZER	
NS	0259L00090	WIRE HARNESS-SMOKE DETECTOR (M4, M11)	
NS	0259L00090	WIRE HARNESS-SMOKE DETECTOR (M4, M11)	

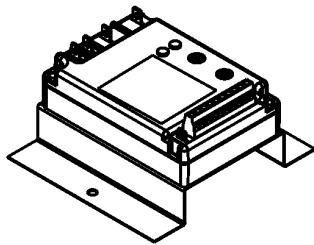
Expanded Model Nomenclature

M1 - DCH150XXX3BXXXAA
M2 - DCH150XXX3BXXXAB
M3 - DCH150XXX3BXXXAC
M4 - DCH150XXX4BXXEAC
M5 - DCH150XXX4BXXXAA
M6 - DCH150XXX4BXXXAB
M7 - DCH150XXX4BXXXAC
M8 - DCH150XXX4BXXXAD
M9 - DCH150XXX7BXXXAA
M10 - DCH150XXX7BXXXAB
M11 - DCH1500163BHDWAB
M12 - DCH1500304BHXAAC
M13 - DCH1500454BJXFAC

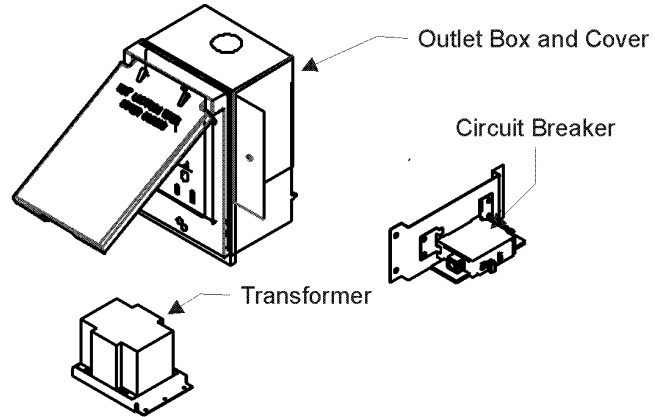
ACCESSORY PARTS LIST

NOTE: NOT ALL OPTIONS AVAILABLE FOR ALL PRODUCTS

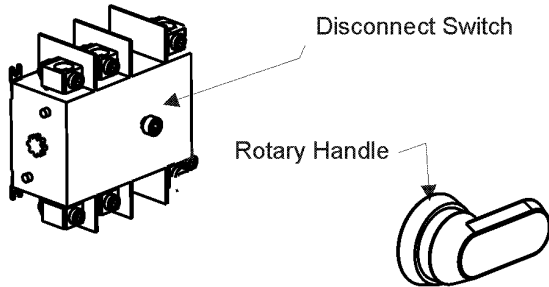
1 LOW AMBIENT KITS



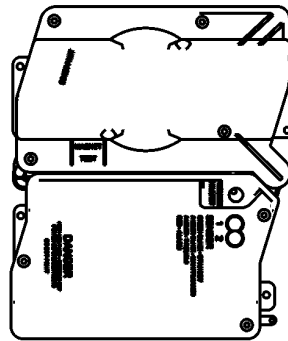
2 GFCI CONVENIENCE OUTLET



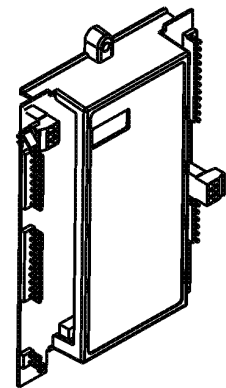
3 DISCONNECT MODULE (NON-FUSED)



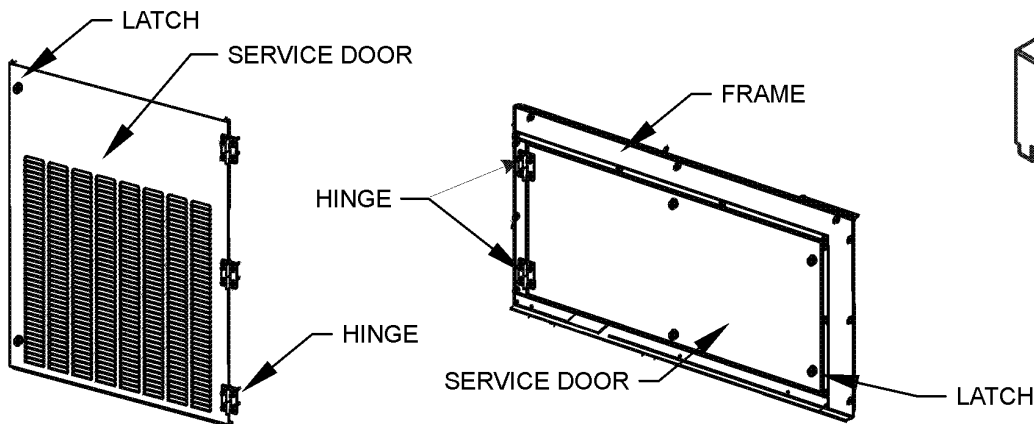
4 SMOKE DETECTORS




5 DDC CONTROL



6 HINGED DOOR ASSEMBLIES



7 PHASE MONITOR



Accessory Parts

Ref. Part No: No:	Description:	Ref. Part No: No:	Description:
Image 1:			
NS EHK3-16	15 KW 208-230/3 ELECTRIC HEAT (M11)		
NS 1036610B	7.5-12.5 TON DFLOW ECONOMIZER (M13)		
NS 0121L00316	BRACKET-CONV OUTLET MOUNT (M12, M13)		
NS 0121L00768	BRACKET-SMOKE DETECTOR (M4, M11)		
NS 0121L00973NG	DISCONNECT SWITCH COVER (M11, M12, M13)		
NS 0121L01414NG	DOOR FRAME, BLOWER (M11)		
NS 0121L01417NG	DOOR FRAME, CONTROL (M11)		
NS 0121L02483NG	DOOR, SERVICE, BACK, BLOWER (M11)		
NS 0121L02482NG	DOOR, SERVICE, FRONT, BLOWER (M11)		
NS EHK4-30	ELECTRIC HEATER KIT (M12)		
NS EHK4-45	ELECTRIC HEATER KIT (M13)		
NS 0130L00012	GANG BOX-GFCI OUTLET (M12, M13)		
NS 0130L00039	HANDLE, ROTARY (M11, M12, M13)		
NS 0163M00307	HINGE, LEFT HAND (M11)		
NS 0163M00308	HINGE, RIGHT HAND (M11)		
NS 0163M00322	LATCH (M11)		
NS 0130M00059	LOW AMBIENT KIT (M11, M13)		
NS 0121L02221NG	PNT, DOOR FRAME, FILTER (M11)		
NS 0121L02222NG	PNT, SERVICE DOOR BACK FILTER (M11)		
NS 0121L02219NG	PNT, SERVICE DOOR FRONT FILTER (M11)		
NS 0161G00012	POWER OUTLET BOX (M12, M13)		
NS 0130L00103	RECEPTACLE-GFCI OUTLET (M12, M13)		
NS 0121L01416NG	SERVICE DOOR BACK, CONTROL (M11)		
NS 0121L01415NG	SERVICE DOOR FRONT,CONTROL (M11)		
NS 0130L00043	SHAFT, CUT (M11)		
NS 0130L00056	SHAFT, CUT (M12, M13)		
NS 0130L00049	SHAFT, DISCONNECT (M11, M12, M13)		
NS D4120	SMOKE DETECTOR, PHOTO 4WIRE (M4, M11)		
NS 0130L00027	SWITCH-DISCONNECT 100A (M12, M13)		
NS 0130L00033	SWITCH-DISCONNECT 200A (M11)		

Expanded Model Nomenclature

- M1 - DCH150XXX3BXXXAA
- M2 - DCH150XXX3BXXXAB
- M3 - DCH150XXX3BXXXAC
- M4 - DCH150XXX4BXXEAC
- M5 - DCH150XXX4BXXXAA
- M6 - DCH150XXX4BXXXAB
- M7 - DCH150XXX4BXXXAC
- M8 - DCH150XXX4BXXXAD
- M9 - DCH150XXX7BXXXAA
- M10 - DCH150XXX7BXXXAB
- M11 - DCH1500163BHDWAB
- M12 - DCH1500304BHXAAC
- M13 - DCH1500454BJXFAC