


## Commercial 5 Ton Direct Drive Package Gas Units

DCG0600901DXXXAA  
DCG0600901DXXXAB  
DCG0600903DJXXAB  
DCG0600903DXDXAB  
DCG0600903DXSXAB  
DCG0600903DXXGAB  
DCG0600903DXXXAA  
DCG0600903DXXXAB  
DCG0601401DAXXAA  
DCG0601401DXSXAA  
DCG0601401DXXXAA  
DCG0601401DXXXAB  
DCG0601403DAXDAB  
DCG0601403DAXGAB  
DCG0601403DHDFAB  
DCG0601403DHXBAA  
DCG0601403DHXBAB  
DCG0601403DHXDAA  
DCG0601403DHXGAB  
DCG0601403DJXBAB  
DCG0601403DJXCAA  
DCG0601403DJXXAB  
DCG0601403DXSXAA  
DCG0601403DXXBAB  
DCG0601403DXXXAA  
DCG0601403DXXXAB



This manual is to be used by qualified technicians only.

This manual replaces RP-D1004N.

# Important Information

---

## Index

Functional Parts List .....	3
Illustration and Parts .....	4 - 15

*Views shown are for parts illustrations only, not servicing procedures.*

### Text Codes:

AR - As Required

NA - Not Available

NS - Not Shown

00000000 - See Note

QTY - Quantity Example (QTY 3) (If Quantity not shown, Quantity = 1)

M - Model Example (M1) (If M Code not shown, then part is used on all Models)

### Expanded Model Nomenclature:

Example M1 - Model#1 M2 - Model#2 M3 - Model#3
---

Daikin Company, L.P. is not responsible for personal injury or property damage resulting from improper service. Review all service information before beginning repairs.

Warranty service must be performed by an authorized technician, using authorized factory parts. If service is required after the warranty expires, Daikin Company, L.P. also recommends contacting an authorized technician and using authorized factory parts.

Daikin Company, L.P. reserves the right to discontinue, or change at any time, specifications or designs without notice or without incurring obligations.

For assistance within the U.S.A. contact:

Homeowner Support  
Daikin North America, LLC  
19001 Kermier Road  
Waller, Texas 77484  
855-770-5678-Telephone  
713-863-2382-Facsimile

For assistance outside the U.S.A. contact:

International Division  
Daikin North America, LLC  
19001 Kermier Road  
Waller, Texas 77484  
713-861-2500-Telephone  
713-863-2382-Facsimile

# Functional Parts

**Part No:**            **Description:**

Part No:	Description:	Expanded Model Nomenclature
0130M00025	24V RELAY	M1 - DCG0600901DXXXAA
20269903	AUXILIARY LIMIT, AUTO RESET	M2 - DCG0600901DXXXAB
10735102	BECKETT BURNER (QTY 4)	M3 - DCG0600903DJXXAB
0131M00521	BLOWER MOTOR 1 HP	M4 - DCG0600903DXDXAB
B1368000	BLOWER WHEEL 11 X 10	M5 - DCG0600903DXSXAB
CAP050000370LA	CAPACITOR 5/370V (M3, M4, M5, M6, M7, M8, M13, M14, M15, M16, M17, M18, M19, M20, M21, M22, M23, M24, M25, M26)	M6 - DCG0600903DXXGAB
CAP050700440CT	CAPACITOR 5/70/440V/DUAL RD (M1, M2, M9, M10, M11, M12)	M7 - DCG0600903DXXXAA
ZP51K5EPFV130	COMPRESSOR 51000, 208/230/60/1 (M1, M2, M9, M10, M11, M12)	M8 - DCG0600903DXXXAB
ZP51K5ETF5130	COMPRESSOR 51000, 208/230/60/3 (M3, M4, M5, M6, M7, M8, M13, M14, M15, M16, M17, M18, M19, M20, M21, M22, M23, M24, M25, M26)	M9 - DCG0601401DAXXAA
0131M00429	COND MOTOR 1/4 HP, 1 SP,6 PL	M10 - DCG0601401DXSXAA
CONT3P030024V	CONTACTOR 30 AMP, 3P, 24V (M3, M4, M5, M6, M7, M8, M13, M14, M15, M16, M17, M18, M19, M20, M21, M22, M23, M24, M25, M26)	M11 - DCG0601401DXXXAA
CONT2P040024V	CONTACTOR 40 AMP, 2P, 24V (M1, M2, M9, M10, M11, M12)	M12 - DCG0601401DXXXAB
0130M00074	CUT-OUT SWITCH, HIGH PRESSURE	M13 - DCG0601403DAXDAB
0130M00087	CUT-OUT SWITCH, LOW PRESSURE	M14 - DCG0601403DAXGAB
0150G00004	FAN BLADE	M15 - DCG0601403DHDFAB
0130F00010	FLAME SENSOR	M16 - DCG0601403DHXBAA
0151F00000P	GAS VALVE - WHITE-RODGERS 2-STAGE	M17 - DCG0601403DHXBAB
0131M00121	ID COMBUSTION BLOWER	M18 - DCG0601403DHXDAA
PCBAG123	IGNITION BOARD, DSI INTEGRATED	M19 - DCG0601403DHXGAB
20261709	IGNITOR	M20 - DCG0601403DJXBAB
10123532	MANUAL RESET LIMIT 350°F	M21 - DCG0601403DJXCAA
11112501	PRESSURE SWITCH	M22 - DCG0601403DJXXAB
0130M00063	PRIMARY LIMIT - GOLD 140° (M1, M2, M3, M4, M5, M6, M7, M8)	M23 - DCG0601403DXSXAA
0130F00035	PRIMARY LIMIT - PURPLE 220° (M9, M10, M11, M12, M13, M14, M15, M16, M17, M18, M19, M20, M21, M22, M23, M24, M25, M26)	M24 - DCG0601403DXXBAB
0130M00038	TERMINAL BOARD	M25 - DCG0601403DXXXAA
0130M00138	TRANSFORMER 208/230, 24V	M26 - DCG0601403DXXXAB

# Top Panel and Tubing Assembly

IMAGE 1

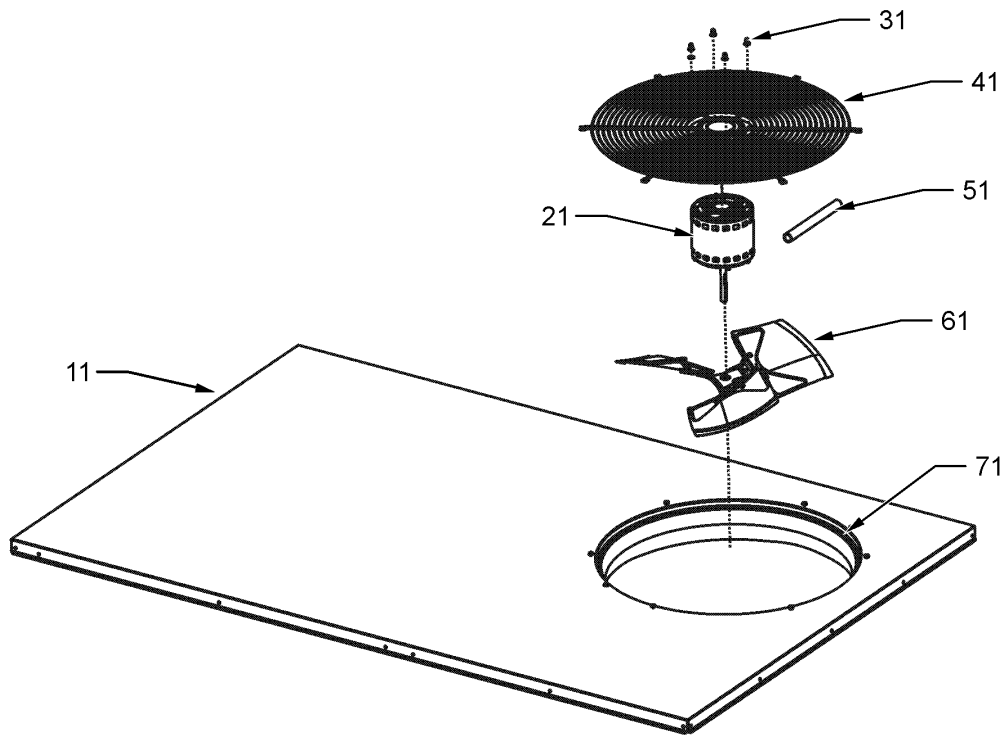
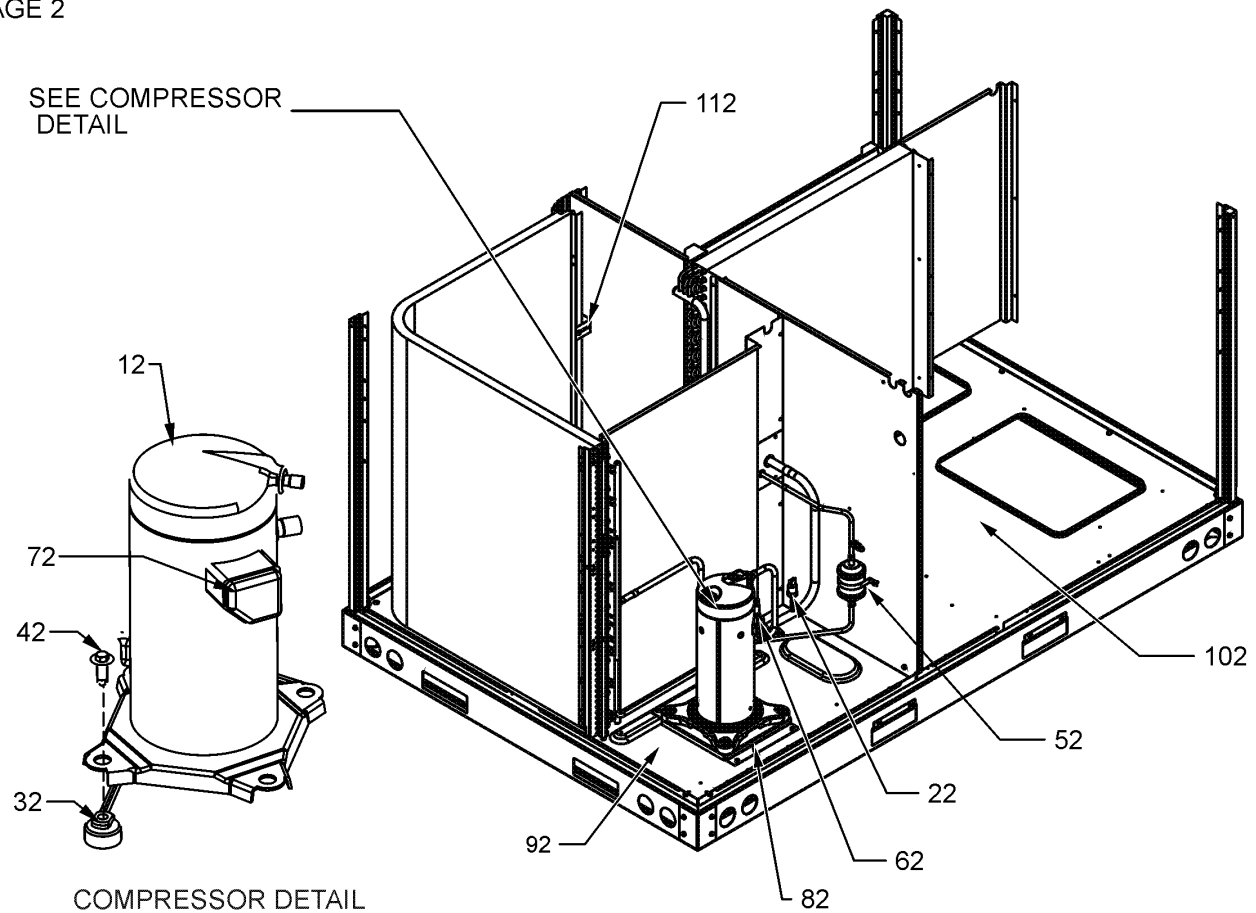


IMAGE 2



# Top Panel and Tubing Assembly

Ref. Part No: No:	Description:	Ref. Part No: No:	Description:
<b>Image 1:</b>		<b>Expanded Model Nomenclature</b>	
11	0121L00235NG TOP PANEL	M1	- DCG0600901DXXXAA
21	0131M00429 COND MOTOR 1/4 HP, 1 SP,6 PL	M2	- DCG0600901DXXXAB
31	0163M00006P ACORN NUT 5/16 HEX BLACK (QTY 4)	M3	- DCG0600903DJXXAB
41	0152G00003 FAN GRILLE	M4	- DCG0600903DXDXAB
51	17788000083F PVC CONDUIT 8.25"	M5	- DCG0600903DXSXAB
61	0150G00004 FAN BLADE	M6	- DCG0600903DXXGAB
71	0161L00000 VENTURI RING 22"	M7	- DCG0600903DXXXAA
NS	0163M00004 SCREW #10X3/4", BLACK (M9, M10, M11, M12, M13, M14, M15, M16, M17, M18, M19, M20, M21, M22, M23, M24, M25, M26)	M8	- DCG0600903DXXXAB
NS	0163M00005P WASHER, BLACK (.50 OD .218ID) (QTY 4)	M9	- DCG0601401DAXXAA
<b>Image 2:</b>		M10	- DCG0601401DXSXAA
12	ZP51K5EPFV130 COMPRESSOR 51000, 208/230/60/1 (M1, M2, M9, M10, M11, M12)	M11	- DCG0601401DXXXAA
12	ZP51K5ETF5130 COMPRESSOR 51000, 208/230/60/3 (M3, M4, M5, M6, M7, M8, M13, M14, M15, M16, M17, M18, M19, M20, M21, M22, M23, M24, M25, M26)	M12	- DCG0601401DXXXAB
22	0130M00087 CUT-OUT SWITCH, LOW PRESSURE	M13	- DCG0601403DAXDAB
32	B1339533 COMPRESSOR GROMMET (QTY 4)	M14	- DCG0601403DAXGAB
42	M0221641 TF SHOULDER SCREW (QTY 4)	M15	- DCG0601403DHDFAB
52	0162R00009 FILTER DRIER	M16	- DCG0601403DHXBAA
62	0130M00074 CUT-OUT SWITCH, HIGH PRESSURE	M17	- DCG0601403DHXBAB
72	0159L00027 COMPRESSOR SCROLL HARNESS (M1, M2, M9, M10, M11, M12)	M18	- DCG0601403DHXDAA
72	0159L00065 COMPRESSOR SCROLL HARNESS (M3, M4, M5, M6, M7, M8, M13, M14, M15, M16, M17, M18, M19, M20, M21, M22, M23, M24, M25, M26)	M19	- DCG0601403DHXGAB
82	0121L00310 COMPRESSOR MOUNTING PLATE	M20	- DCG0601403DJXBAB
92	0121L01307 BASE PAN-OUTDOOR	M21	- DCG0601403DJXCAA
102	0121L00943 BASE PAN-INDOOR	M22	- DCG0601403DJXXAB
NS	B1373315 ACCESS FITTING (QTY 2)	M23	- DCG0601403DXSXAA
NS	0121L00937 BRACKET-COND TIE DOWN	M24	- DCG0601403DXXBAB
NS	0141L00003X FORK BOARD (QTY 2)	M25	- DCG0601403DXXXAA
NS	0121L00055 FORK BOARD BRACKET (QTY 4)	M26	- DCG0601403DXXXAB

# Cabinet Assembly

IMAGE 1

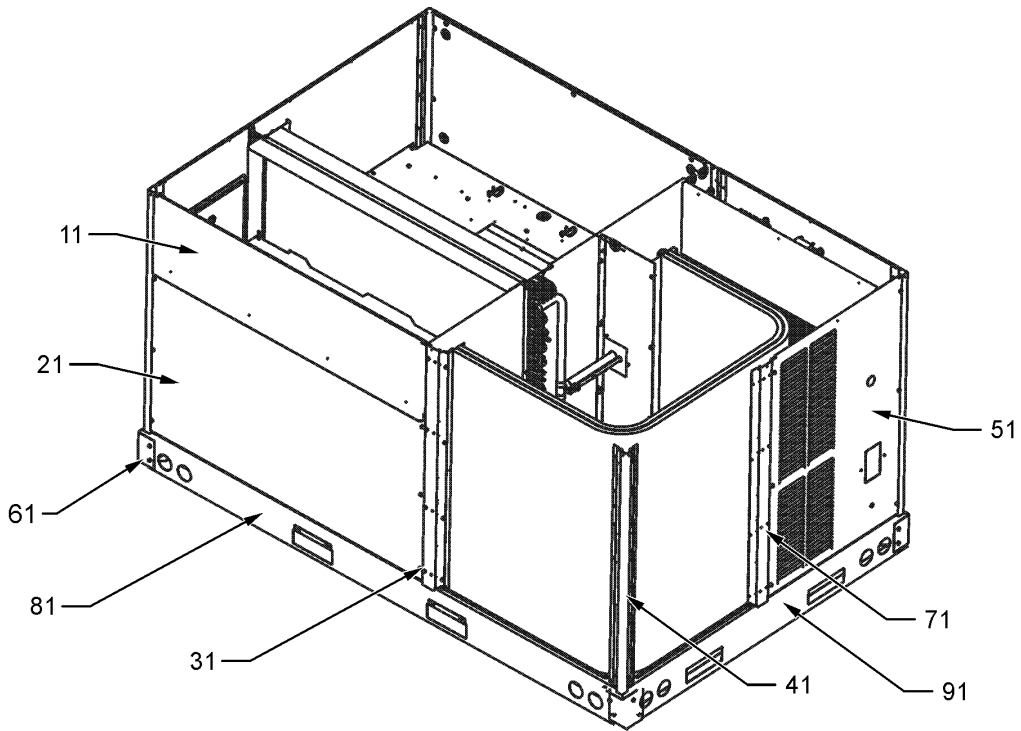
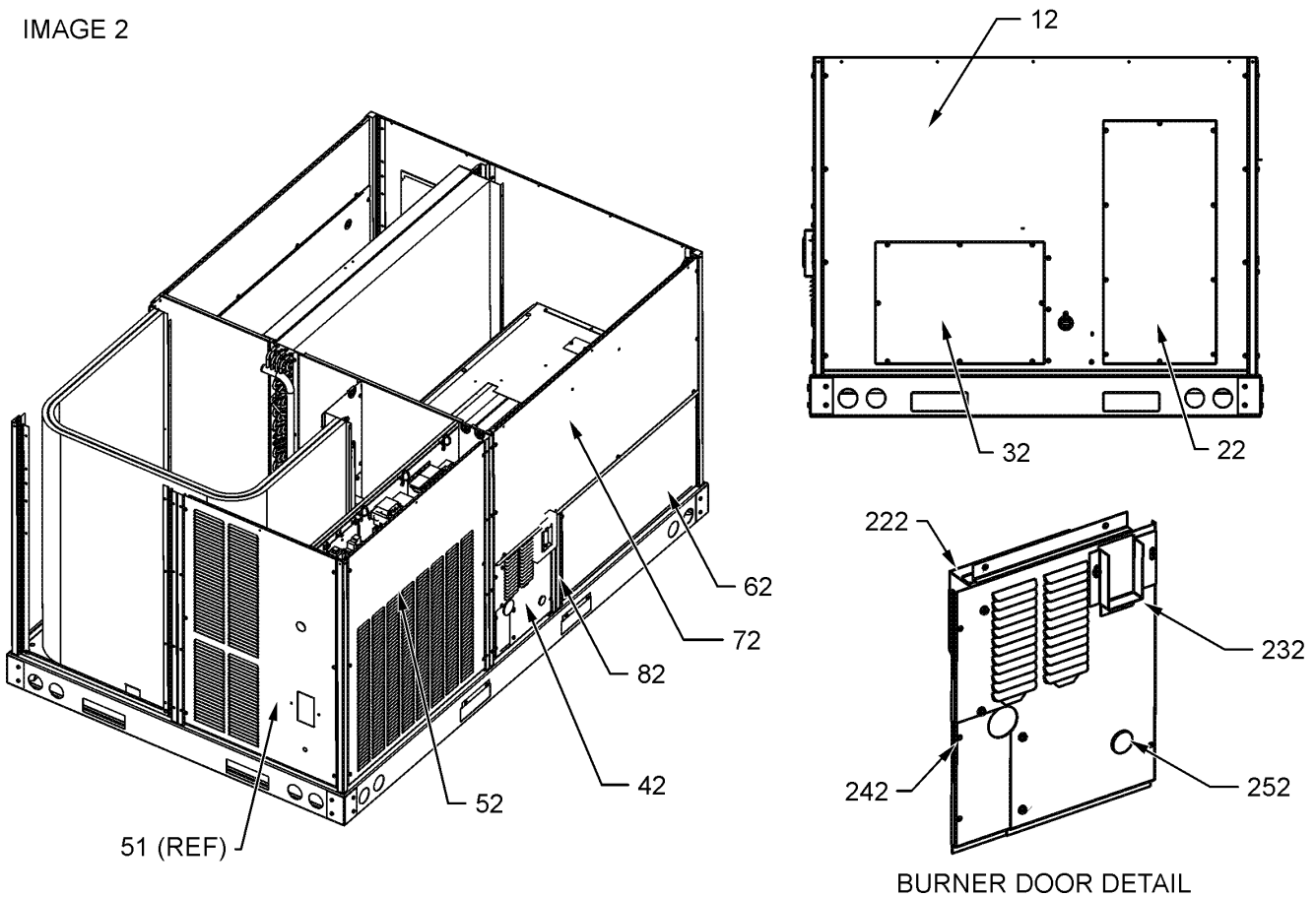


IMAGE 2

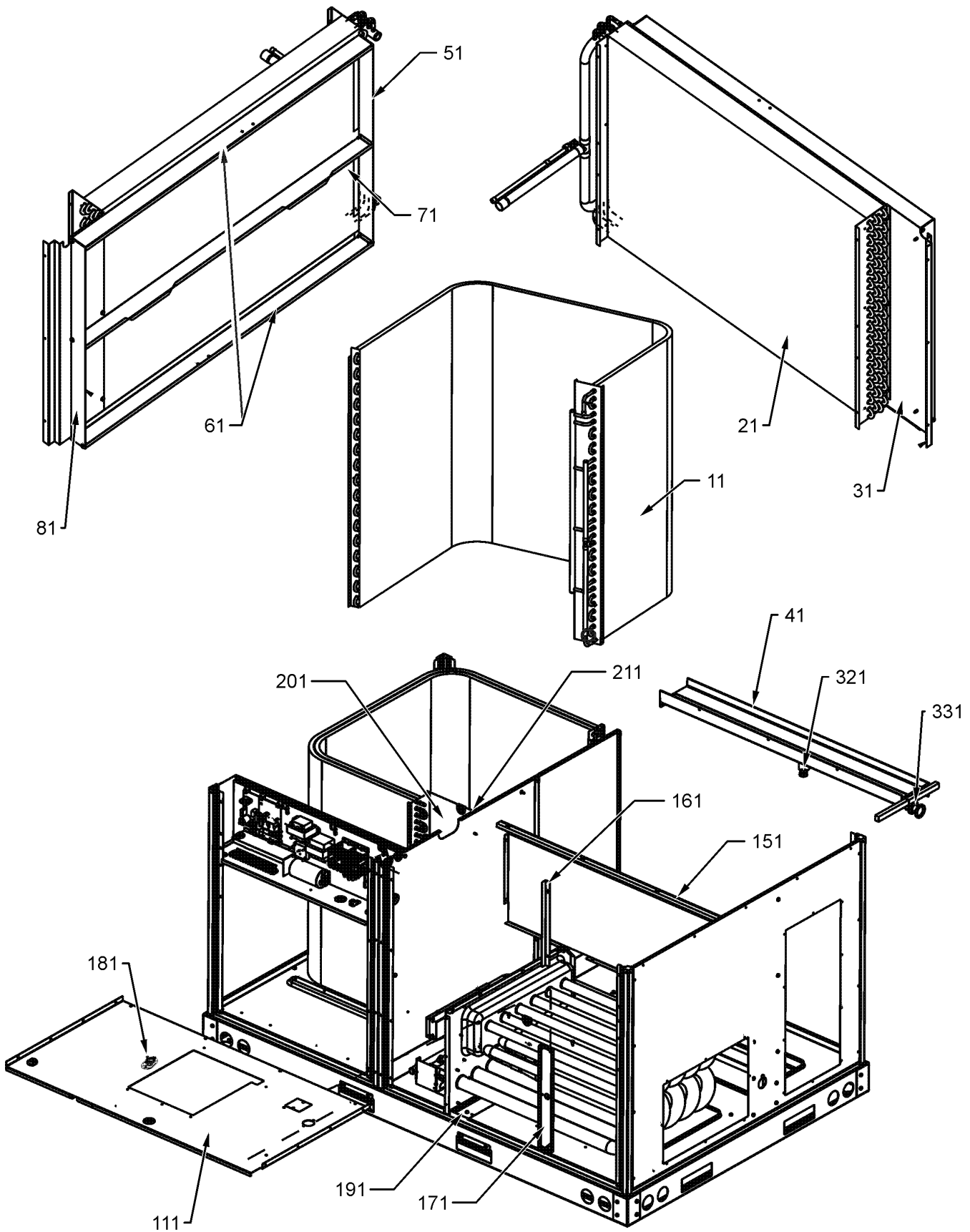


BURNER DOOR DETAIL

# Cabinet Assembly

Ref. Part No:	Ref. Part No:	Description:	Description:
<b>Image 1:</b>		<b>Image 2:</b>	
11	0270L00362NG	FILTER DOOR	242 0121L01441NG BURNER DOOR PANEL (M2, M3, M4, M5, M6, M8, M12, M13, M14, M15, M17, M19, M20, M22, M24, M26)
21	0121L00976NG	ECONOMIZER DOOR (M1, M2, M4, M5, M6, M7, M8, M10, M11, M12, M15, M16, M17, M18, M19, M23, M24, M25, M26)	252 B1392139 VIEW PORT BUSHING-BLOWER DOOR
31	0121L00233RFNG	POST-SIDE SUPPORT (QTY 3)	NS B1910012 GAS LINE GROMMET
41	0121L00237RFNG	CORNER POST (QTY 4)	<b>Expanded Model Nomenclature</b>
41	0121L01375RFNG	CORNER POST (M4, M15)	M1 - DCG0600901DXXXAA
51	0121L00263NG	LOUVERED COMPRESSOR PANEL (M1, M2, M4, M5, M6, M7, M8, M9, M10, M11, M12, M13, M14, M23, M24, M25, M26)	M2 - DCG0600901DXXXAB
51	0121L00836NG	LOUVERED COMPRESSOR PANEL (M3, M15, M16, M17, M18, M19, M20, M21, M22)	M3 - DCG0600903DJXXAB
61	0121G00301	RAIL CORNER BRACKET (QTY 4)	M4 - DCG0600903DXDXAB
71	0121L01159RFNG	POST-SIDE SUPPORT (M2, M3, M5, M6, M8, M12, M13, M14, M17, M19, M20, M22, M24, M26)	M5 - DCG0600903DXSXAB
71	0121L01374RFNG	POST-SIDE SUPPORT (M4, M15)	M6 - DCG0600903DXGAB
81	0121L00244RF	SIDE RAIL (QTY 2)	M7 - DCG0600903DXXXAA
91	0121L00245	END RAIL (QTY 2)	M8 - DCG0600903DXXXAB
NS	0121L01309	ECONOMIZER COVER (M3, M9, M13, M14, M20, M21, M22)	M9 - DCG0601401DAXXAA
NS	0164L00009	GASKET-RUBBER, CPOST (QTY 3)	M10 - DCG0601401DXSXAA
NS	0164L00011	GASKET-RUBBER, SIDE POST (QTY 4)	M11 - DCG0601401DXXXAA
<b>Image 2:</b>			
12	0121L00236NG	DUCT PANEL	M12 - DCG0601401DXXXAB
22	0121L00023NG	RETURN DUCT COVER	M13 - DCG0601403DAXDAB
32	0121L00024NG	SUPPLY DUCT COVER	M14 - DCG0601403DAXGAB
42	0121L00706NG	BURNER DOOR (M1, M7, M9, M10, M11, M16, M18, M21, M23, M25)	M15 - DCG0601403DHDFAB
42	0121L01438NG	BURNER DOOR (M2, M3, M4, M5, M6, M8, M12, M13, M14, M15, M17, M19, M20, M22, M24, M26)	M16 - DCG0601403DHXBAA
52	0121L00262NG	LOUVERED CONTROL PANEL (M1, M7, M9, M10, M11, M16, M18, M21, M23, M25)	M17 - DCG0601403DHXBAB
52	0121L01121NG	LOUVERED CONTROL PANEL (M2, M3, M5, M6, M8, M12, M13, M14, M17, M19, M20, M22, M24, M26)	M18 - DCG0601403DHXDAA
52	0121L01327NG	LOUVERED CONTROL PANEL (M4, M15)	M19 - DCG0601403DHXGAB
62	0121L00257NG	HEAT EXCHANGER DOOR (M1, M7, M9, M10, M11, M16, M18, M21, M23, M25)	M20 - DCG0601403DJXBAB
62	0121L01108NG	HEAT EXCHANGER DOOR (M2, M3, M4, M5, M6, M8, M12, M13, M14, M15, M17, M19, M20, M22, M24, M26)	M21 - DCG0601403DJXCAA
72	0121L00259NG	BLOWER DOOR (M1, M7, M9, M10, M11, M16, M18, M21, M23, M25)	M22 - DCG0601403DJXXAB
72	0121L01157NG	BLOWER DOOR (M2, M3, M4, M5, M6, M8, M12, M13, M14, M15, M17, M19, M20, M22, M24, M26)	M23 - DCG0601403DXSXAA
82	0121L01110RFNG	BURNER POST (M2, M3, M4, M5, M6, M8, M12, M13, M14, M15, M17, M19, M20, M22, M24, M26)	M24 - DCG0601403DXXBAB
82	0121L00255RFNG	POST-BURNER DOOR (M1, M7, M9, M10, M11, M16, M18, M21, M23, M25)	M25 - DCG0601403DXXXAA
222	0121L00689	RAIN SHIELD-DOOR (M1, M7, M9, M10, M11, M16, M18, M21, M23, M25)	M26 - DCG0601403DXXXAB
222	0121L01439	RAIN SHIELD-DOOR (M2, M3, M4, M5, M6, M8, M12, M13, M14, M15, M17, M19, M20, M22, M24, M26)	
232	0121L00295NG	FLUE COLLAR (M1, M7, M9, M10, M11, M16, M18, M21, M23, M25)	
232	0121L01440NG	FLUE COLLAR (M2, M3, M4, M5, M6, M8, M12, M13, M14, M15, M17, M19, M20, M22, M24, M26)	

# Condenser, Evaporator & Partition Assy



# Condenser, Evaporator & Partition Assy

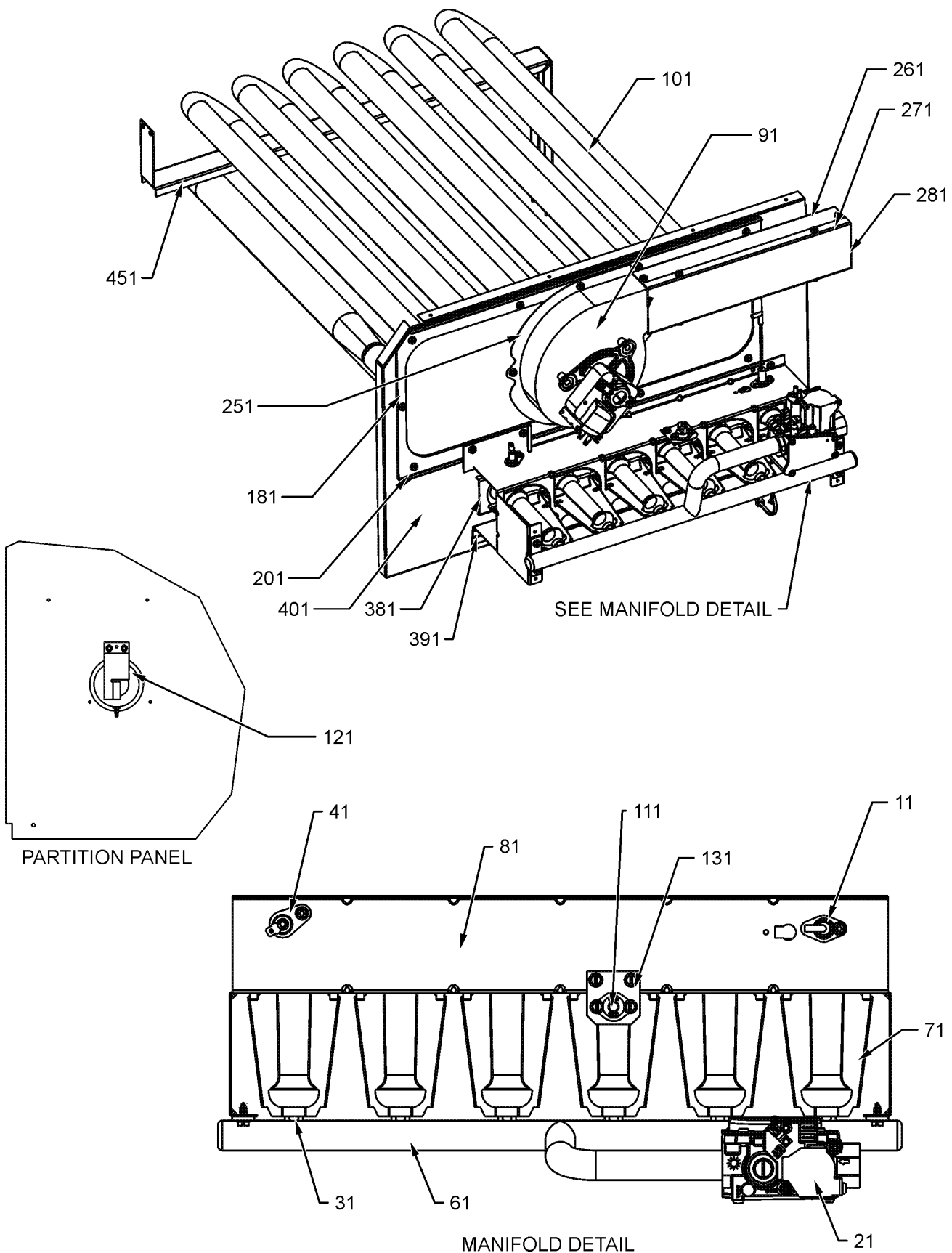
Ref. Part No: No:	Description:	Ref. Part No: No:	Description:
<i>Image 1:</i>		<b>Expanded Model Nomenclature</b>	
11	0201L00141 TUBING ASSY, COND COIL	M1	- DCG0600901DXXXAA
21	0202L00020 TUBING ASSY, EVAP COIL	M2	- DCG0600901DXXXAB
31	0121L00252 BLOCKOFF-EVAPORATOR (M1, M2, M3, M4, M5, M7, M8, M9, M10, M11, M12, M15, M16, M17, M20, M21, M22, M23, M24, M25, M26)	M3	- DCG0600903DJXXAB
31	0121L00337 BLOCKOFF-EVAPORATOR (M6, M13, M14, M18, M19)	M4	- DCG0600903DXDXAB
41	0161L00005 DRAIN PAN	M5	- DCG0600903DXSXAB
51	0121L00287 FILTER ANGLE-VERTICAL (RETURN SIDE)	M6	- DCG0600903DXGXAB
61	0121L00932 FILTER ANGLE-HORIZONTAL (QTY 2)	M7	- DCG0600903DXXXAA
71	0121L01255 ANGLE-FILTER CENTER	M8	- DCG0600903DXXXAB
81	0121L00303 FILTER ANGLE-VERTICAL (HAIRPIN SIDE)	M9	- DCG0601401DAXXAA
111	0121L01205 BLOWER DECK (M1, M7, M9, M10, M11, M16, M18, M21, M23, M25)	M10	- DCG0601401DXSXAA
111	0121L01442 BLOWER DECK (M2, M3, M4, M5, M6, M8, M12, M13, M14, M15, M17, M19, M20, M22, M24, M26)	M11	- DCG0601401DXXXAA
151	0121L00243 DECK SIDE CHANNEL	M12	- DCG0601401DXXXAB
161	0121L00293 BACK ANGLE-HEAT EXCHANGER (QTY 2)	M13	- DCG0601403DAXDAB
171	0121L00300 SUPPORT POST-DECK	M14	- DCG0601403DAXGAB
181	0130M00063 PRIMARY LIMIT - GOLD 140° (M1, M2, M3, M4, M5, M6, M7, M8)	M15	- DCG0601403DHDFAB
181	0130F00035 PRIMARY LIMIT - PURPLE 220° (M9, M10, M11, M12, M13, M14, M15, M16, M17, M18, M19, M20, M21, M22, M23, M24, M25, M26)	M16	- DCG0601403DHXBAA
191	0121L00266 HEAT PANEL CHANNEL (QTY 2)	M17	- DCG0601403DHXBAB
201	0121L00882 BLOCKOFF-CONDENSER	M18	- DCG0601403DHXDAA
211	0121L00254 COND MOUNTING ANGLE	M19	- DCG0601403DHXGAB
321	0163L00071 DRAIN PLUG	M20	- DCG0601403DJXBAB
331	0154L00009 DRAIN PAN GASKET	M21	- DCG0601403DJXCAA
NS	0160L00173 AIR FILTER 14 X 20 X 2 (QTY 4)	M22	- DCG0601403DJXXAB
NS	0121L01377 BLOWER DECK SUPPORT (M4, M15)	M23	- DCG0601403DXSXAA
NS	0121L00939 CONDENSER BLOCKOFF PLATE	M24	- DCG0601403DXXBAB
NS	0121L00238 DRAIN PAN SUPPORT	M25	- DCG0601403DXXXAA
NS	0121L00321 SMOKE DETECTOR COVER	M26	- DCG0601403DXXXAB



# Blower and Control Box Assembly

Ref. Part No: No:	Description:	Ref. Part No: No:	Description:
<b>Image 1:</b>		<b>Expanded Model Nomenclature</b>	
11	M0221461 TC SCREW (QTY 4)	M1	- DCG0600901DXXXAA
21	11185811 BLOWER HOUSING 11 X 10	M2	- DCG0600901DXXXAB
31	10441501 MOTOR MOUNT ARM (QTY 4)	M3	- DCG0600903DJXXAB
41	10441601 MOTOR MOUNT BAND	M4	- DCG0600903DXDXAB
51	M0267144 MACHINE SCREW	M5	- DCG0600903DXSXAB
61	C6121807 BLOWER CUT-OFF	M6	- DCG0600903DXXGAB
71	0131M00521 BLOWER MOTOR 1 HP	M7	- DCG0600903DXXXAA
81	0121L00281 BLOWER MOUNTING ANGLE	M8	- DCG0600903DXXXAB
91	B1368000 BLOWER WHEEL 11 X 10	M9	- DCG0601401DAXXAA
101	B1392918 WASHER, FLAT 1/4 ID X 1 OD (QTY 4)	M10	- DCG0601401DXSXAA
111	M0282015 KEPS NUT	M11	- DCG0601401DXXXAA
121	A4002702 BLOWER MOTOR GROMMET (QTY 4)	M12	- DCG0601401DXXXAB
131	20269903 AUXILIARY LIMIT, AUTO RESET	M13	- DCG0601403DAXDAB
<b>Image 2:</b>		M14	- DCG0601403DAXGAB
12	PCBAG123 IGNITION BOARD, DSI INTEGRATED	M15	- DCG0601403DHDFAB
22	0130M00138 TRANSFORMER 208/230, 24V	M16	- DCG0601403DHXBAA
32	0130M00025 24V RELAY	M17	- DCG0601403DHXBAB
42	CONT3P030024V CONTACTOR 30 AMP, 3P, 24V (M3, M4, M5, M6, M7, M8, M13, M14, M15, M16, M17, M18, M19, M20, M21, M22, M23, M24, M25, M26)	M18	- DCG0601403DHXDAA
42	CONT2P040024V CONTACTOR 40 AMP, 2P, 24V (M1, M2, M9, M10, M11, M12)	M19	- DCG0601403DHXGAB
62	CAP050000370LA CAPACITOR 5/370V (M3, M4, M5, M6, M7, M8, M13, M14, M15, M16, M17, M18, M19, M20, M21, M22, M23, M24, M25, M26)	M20	- DCG0601403DJXBAB
62	CAP050700440CT CAPACITOR 5/70/440V/DUAL RD (M1, M2, M9, M10, M11, M12)	M21	- DCG0601403DJXCAA
72	0130M00038 TERMINAL BOARD	M22	- DCG0601403DJXXAB
NS	20520901 CAPACITOR STRAP	M23	- DCG0601403DXSXAA
NS	0259L00179 HARNESS, ECONOMIZER	M24	- DCG0601403DXXBAB
NS	0259L00179 HARNESS, ECONOMIZER	M25	- DCG0601403DXXXAA
NS	0259L00125 HARNESS, WIRING	M26	- DCG0601403DXXXAB
NS	0130M00127 MOTOR POWER HARNESS		
NS	0259L00054 WIRING HARNESS		
NS	0259L00066 WIRING HARNESS		
NS	0259L00069 WIRING HARNESS		

# Heat Exchanger Assembly



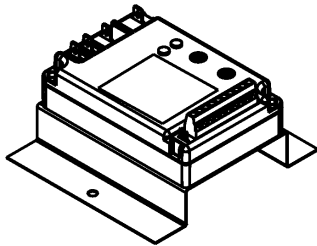
# Heat Exchanger Assembly

Ref. Part No: No:	Description:	Ref. Part No: No:	Description:
<b>Image 1:</b>		<b>Expanded Model Nomenclature</b>	
11	20261709	IGNITOR	M1 - DCG0600901DXXXAA
21	0151F00000P	GAS VALVE - WHITE-RODGERS 2-STAGE	M2 - DCG0600901DXXXAB
31	0163F00018	ORIFICE (QTY 4)	M3 - DCG0600903DJXXAB
41	0130F00010	FLAME SENSOR	M4 - DCG0600903DXDXAB
61	0163L00026	MANIFOLD - 4 BRNR (M1, M2, M3, M4, M5, M6, M7, M8)	M5 - DCG0600903DXSXAB
61	0163L00025	MANIFOLD - 6 BRNR (M9, M10, M11, M12, M13, M14, M15, M16, M17, M18, M19, M20, M21, M22, M23, M24, M25, M26)	M6 - DCG0600903DXXGAB
71	10735102	BECKETT BURNER (QTY 4)	M7 - DCG0600903DXXXAA
81	20190412	BURNER BRACKET 4B (M1, M2, M3, M4, M5, M6, M7, M8)	M8 - DCG0600903DXXXAB
81	0121F00145	BURNER BRACKET 6B (M9, M10, M11, M12, M13, M14, M15, M16, M17, M18, M19, M20, M21, M22, M23, M24, M25, M26)	M9 - DCG0601401DAXXAA
91	0131M00121	ID COMBUSTION BLOWER	M10 - DCG0601401DXSXAA
101	0270L00092	PART/TUBE ASSY 4B (M1, M2, M3, M4, M6, M7, M8)	M11 - DCG0601401DXXXAA
101	0270L00105	PART/TUBE ASSY 4B (M5)	M12 - DCG0601401DXXXAB
101	0270L00072	PART/TUBE ASSY 6B (M9, M11, M12, M13, M14, M15, M16, M17, M18, M19, M20, M21, M22, M24, M25, M26)	M13 - DCG0601403DAXDAB
101	0270L00104	PART/TUBE ASSY 6B (M10, M23)	M14 - DCG0601403DAXGAB
111	10123532	MANUAL RESET LIMIT 350°F	M15 - DCG0601403DHDFAB
121	11112501	PRESSURE SWITCH	M16 - DCG0601403DHXBAA
131	0121L00053	FLAME ROLLOUT BRACKET	M17 - DCG0601403DHXBAB
181	0154L00018	ID BLOWER PLATE GASKET 4 BRNR (M1, M2, M3, M4, M5, M6, M7, M8)	M18 - DCG0601403DHXDAA
181	0154L00017	ID BLOWER PLATE GASKET 6 BRNR (M9, M10, M11, M12, M13, M14, M15, M16, M17, M18, M19, M20, M21, M22, M23, M24, M25, M26)	M19 - DCG0601403DHXGAB
201	0121L00241	ID BLOWER PLATE (M9, M10, M11, M12, M13, M14, M15, M16, M17, M18, M19, M20, M21, M22, M23, M24, M25, M26)	M20 - DCG0601403DJXBAB
201	0121L00284	ID BLOWER PLATE 4 BRNR (M1, M2, M3, M4, M5, M6, M7, M8)	M21 - DCG0601403DJXCAA
251	0154L00020	ID BLOWER GASKET	M22 - DCG0601403DJXXAB
261	0121L00277	FLUE CHANNEL	M23 - DCG0601403DXSXAA
271	0121L00278	FLUE SIDE COVER	M24 - DCG0601403DXXBAB
281	0163L00072	SCREEN-FLUE	M25 - DCG0601403DXXXAA
381	11072203	ORIFICE SHIELD (M1, M2, M3, M4, M5, M6, M7, M8)	M26 - DCG0601403DXXXAB
381	11072205	ORIFICE SHIELD (M9, M10, M11, M12, M13, M14, M15, M16, M17, M18, M19, M20, M21, M22, M23, M24, M25, M26)	
391	0121L00267	BURNER SLIDE BRACKET	
401	0121L00268	RETAINER-BURNER ASSY (M9, M10, M11, M12, M13, M14, M15, M16, M17, M18, M19, M20, M21, M22, M23, M24, M25, M26)	
451	0121L00325	BRACKET-HEAT EXCHANGER	
NS	A3468601	PRESSURE SWITCH HOSE	

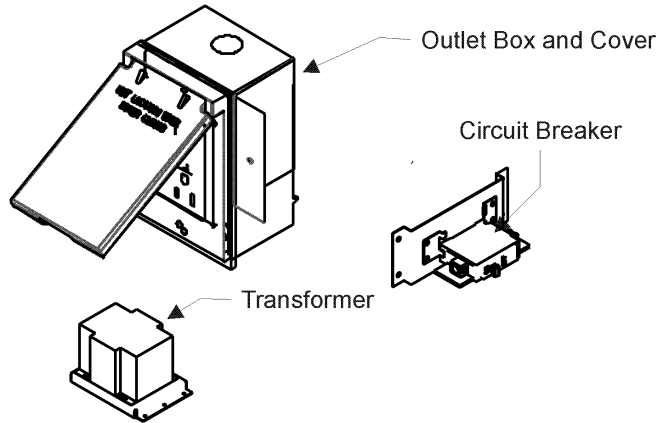
# ACCESSORY PARTS LIST

NOTE: NOT ALL OPTIONS AVAILABLE FOR ALL PRODUCTS

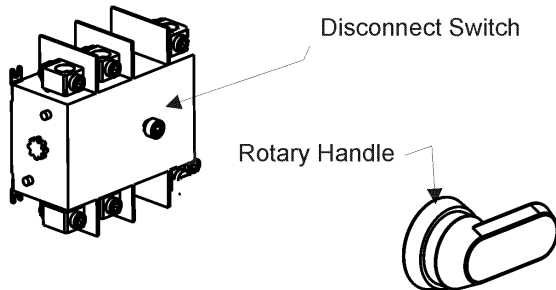
## 1 LOW AMBIENT KITS



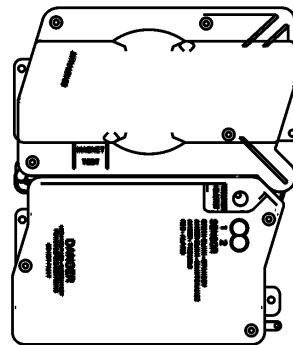
## 2 GFCI CONVENIENCE OUTLET



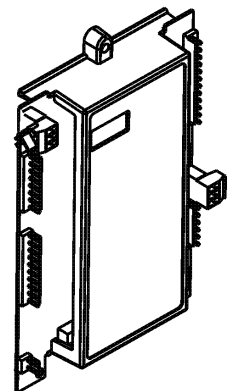
## 3 DISCONNECT MODULE (NON-FUSED)



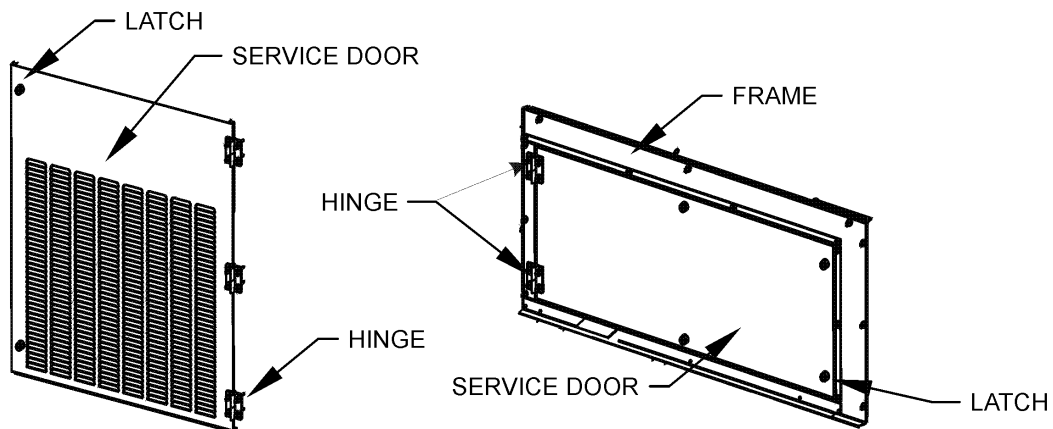
## 4 SMOKE DETECTORS



## 5 DDC CONTROL



## 6 HINGED DOOR ASSEMBLIES



# Accessory Parts

Ref. Part No: No:	Description:	Ref. Part No: No:	Description:
<b>Image 1:</b>		<b>Expanded Model Nomenclature</b>	
NS 1036609C	3-6 TON DFLOW ECONOMIZER (M3, M9, M13, M14, M20, M21, M22)	M1 - DCG0600901DXXXAA	
NS 0121L01373NG	BLOWER DOOR FRAME (M4, M15)	M2 - DCG0600901DXXXAB	
NS 0121L01371NG	BLOWER SERVICE DOOR, BACK (M4, M15)	M3 - DCG0600903DJXXAB	
NS 0121L01370NG	BLOWER SERVICE DOOR, FRONT (M4, M15)	M4 - DCG0600903DXDXAB	
NS 0121L00316	BRACKET-CONV OUTLET MOUNT (M6, M14, M15, M16, M17, M19, M20, M24)	M5 - DCG0600903DXSXAB	
NS 0121L00332	BRACKET-SMOKE DETECTOR (M6, M13, M14, M18, M19)	M6 - DCG0600903DXGXAB	
NS 0130M00065	CIRCUIT BREAKER, CONVENIENCE OUTLET (M16, M17, M20, M24)	M7 - DCG0600903DXXXAA	
NS 0121L00837NG	DISCONNECT COVER (M3, M15, M16, M17, M18, M19, M20, M21, M22)	M8 - DCG0600903DXXXAB	
NS 0130L00012	GANG BOX-GFCI OUTLET (M6, M14, M15, M16, M17, M19, M20, M24)	M9 - DCG0601401DAXXAA	
NS 0130L00039	HANDLE, ROTARY (M3, M15, M16, M17, M18, M19, M20, M21, M22)	M10 - DCG0601401DXSXAA	
NS 0163M00307	HINGE, LEFT HAND (M4, M15)	M11 - DCG0601401DXXXAA	
NS 0163M00308	HINGE, RIGHT HAND (M4, M15)	M12 - DCG0601401DXXXAB	
NS 0163M00322	LATCH (M4, M15)	M13 - DCG0601403DAXDAB	
NS 0121L01327NG	LOUVERED CP SERVICE DOOR (M4, M15)	M14 - DCG0601403DAXGAB	
NS LAKT01	LOW AMBIENT KIT (M15, M21)	M15 - DCG0601403DHDFAB	
NS 0161G00012	POWER OUTLET BOX (M6, M14, M15, M16, M17, M19, M20, M24)	M16 - DCG0601403DHXBAA	
NS 0130L00103	RECEPTACLE-GFCI OUTLET (M6, M14, M15, M16, M17, M19, M20, M24)	M17 - DCG0601403DHXBAB	
NS 0130L00042	SHAFT, CUT (M3, M15, M16, M17, M18, M19, M20, M21, M22)	M18 - DCG0601403DHXDAA	
NS 0130L00049	SHAFT, DISCONNECT (M3, M15, M16, M17, M18, M19, M20, M21, M22)	M19 - DCG0601403DHXGAB	
NS D4120	SMOKE DETECTOR, PHOTO 4WIRE (M6, M13, M14, M18, M19)	M20 - DCG0601403DJXBAB	
NS 0130L00046	SWITCH-DISCONNECT 60A (M3, M15, M16, M17, M18, M19, M20, M21, M22)	M21 - DCG0601403DJXCAA	
NS 0130M00061	TRANSFORMER, CONVENIENCE OUTLET (M16, M17, M20, M24)	M22 - DCG0601403DJXXAB	
		M23 - DCG0601403DXSXAA	
		M24 - DCG0601403DXXBAB	
		M25 - DCG0601403DXXXAA	
		M26 - DCG0601403DXXXAB	