

# Comfort-Aire®

## 'VMH' UltraV SERIES

Single Zone Ductless Mini-Splits



### Now—heating & cooling at extremely low ambient temperatures!

Our new UltraV Series features a wide operating range with higher capacities in low temperatures. This allows the unit to operate in the cooling or heating mode with 100% output even when the outdoor temperature is 0°F.

With this broad ambient range, the units are well suited to installations requiring year 'round conditioning, both residential and light commercial. Operating range:

Cooling -22° to 122° F  
Heating -22° to 86° F

Advanced inverter technology means the room will reach the preset temperature quickly and that the temperature will be constant without the fluctuations that occur in other systems due to on-off cycling. Energy usage is kept to a minimum as units run at low frequency most of the time. However, when required the unit ramps up automatically to reach and maintain the comfort level

**Warranty—7 years on compressor, 2 years on parts**  
(Some limitations apply; see printed warranty for details.)

### Features

- **Multiple Modes**—Cooling, dehumidification only, and heating
  - Sleep mode
  - 24-hour timer
  - Turbo mode
  - Auto mode
- **Auto Swing**—Continually adjusts air flow direction for a gentle, breeze-like effect
- **Remote Control**—Makes it easy to program and operate the unit
- **Enhanced Filtration**—Gold fin filter delivers improved indoor air quality
- **Defrost Control**—Longer defrost cycle effectively removes any frost accumulation on the coil as needed
- **“Follow” Feature**—Remote senses temperature where occupant is, automatically adjusts to maintain setpoint
- **Twin Rotary Compressor**—Designed for wide operating range and minimal vibration

Due to ongoing product improvements, specifications and dimensions are subject to change and correction without notice or incurring obligations.

Determining the application and suitability for use of any product is the responsibility of the installer.

Additionally, the installer is responsible for verifying dimensional data on the actual product prior to beginning any installation preparations.

Third party incentive and rebate programs have precise requirements as to product performance and certification.

All products meet applicable regulations in effect on date of manufacture; however, certifications are not necessarily granted for the life of a product.



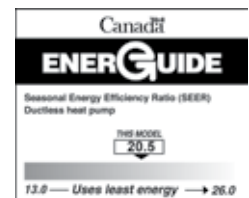
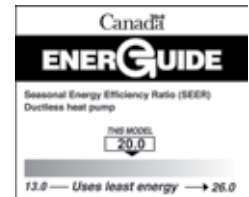
Therefore, it is the responsibility of the applicant to determine whether a specific model qualifies for these incentive/rebate programs.

# 'VMH' UltraV Series

## Single Zone Ductless Mini-Splits



FEATURES				
	VMH09SU-1*	VMH12SU-1*	VMH18SU-1*	VMH24SU-1*
Power Supply	208/230-1-60	208/230-1-60	208/230-1-60	208/230-1-60
Cooling Capacity (BTUH)	9,000	12,000	17,000	24,000
SEER	25.00	22.50	20.50	20.00
EER	14.50	12.50	12.50	12.50
HSPF	11.20	12.00	10.30	10.30
Cooling Amps	2.7	4.2	5.95	8.4
Dehumidification (Pts/Hr.)	2.32	2.75	3.59	5.49
Hi Heating Cap. (BTUH) @ 47°F	10,900	11,800	18,000	24,000
Lo Heating Cap. (BTUH) @ 0°F	11,021	12,201	18,008	24,085
Heating Amps	3.63	4.24	7.4	10.9
<b>INDOOR UNIT</b>				
Air flow (CFM)	418/324/247	418/324/247	599/411/353	794/647/500
Fan Speeds (Hi/Med/Lo)	3	3	3	3
Sound Level (dBA) H-M-L	45/36/27	46/36/27	48/39/29	50/45/39
<b>AIR DIRECTION</b>				
Vertical Adjustment	Remote	Remote	Remote	Remote
Horizontal (left/right)	Manual	Manual	Manual	Manual
Auto Swing	Remote	Remote	Remote	Remote
<b>INDICATOR LAMPS</b>				
ON/OFF	Yes	Yes	Yes	Yes
24 Hr. Timer	Yes	Yes	Yes	Yes
Defrost	Yes	Yes	Yes	Yes
Temperature Setting Range	62° to 90° F Cooling; 62° to 86° F Heating (on remote)			
<b>INDOOR UNIT DIMENSIONS</b>				
Width (inches)	32 <sup>7</sup> / <sub>8</sub>	32 <sup>7</sup> / <sub>8</sub>	39	46 <sup>11</sup> / <sub>16</sub>
Height (inches)	11	11	12 <sup>7</sup> / <sub>16</sub>	13 <sup>7</sup> / <sub>16</sub>
Depth (inches)	7 <sup>13</sup> / <sub>16</sub>	7 <sup>13</sup> / <sub>16</sub>	8 <sup>9</sup> / <sub>16</sub>	10 <sup>3</sup> / <sub>16</sub>
Net Wt/Shipping Wt (lbs.)	19.8/25.4	19.8/26.7	26.9/34.8	40.1/50.3
<b>OUTDOOR UNIT DIMENSIONS</b>				
Width (inches)	31 <sup>1</sup> / <sub>2</sub>	31 <sup>1</sup> / <sub>2</sub>	33 <sup>1</sup> / <sub>4</sub>	37 <sup>1</sup> / <sub>4</sub>
Height (inches)	21 <sup>13</sup> / <sub>16</sub>	21 <sup>13</sup> / <sub>16</sub>	27 <sup>5</sup> / <sub>8</sub>	31 <sup>7</sup> / <sub>8</sub>
Depth (inches)	13 <sup>1</sup> / <sub>8</sub>	13 <sup>1</sup> / <sub>8</sub>	14 <sup>5</sup> / <sub>16</sub>	16 <sup>9</sup> / <sub>16</sub>
Net Wt/Shipping Wt (lbs.)	88.2/93.7	88.2/93.7	107.4/115.1	135.6/148.8
<b>ELECTRICAL DATA OUTDOOR UNIT †</b>				
Main Power Connection	Outdoor Unit 208/230-1-60			
Min. Circuit Ampacity	9A	9A	18A	20A
Max. Fuse/HACR Circuit Breaker	15A	15A	25A	30A
Indoor/Outdoor Connecting Cable Type	14AWG / 4 conductor 600V THHN unshielded stranded bare copper			
<b>LINE SETS O.D. (inch)</b>				
Liquid Connection (flare) (in.)	1/4	1/4	1/4	3/8
Suction Connection (flare) (in.)	3/8	1/2	1/2	5/8
Max. Line Set Length <sup>1</sup>	82 feet	82 feet	98 feet	164 feet
Max. Elevation (outdoor) <sup>2</sup>	33 feet	33 feet	66 feet	82 feet



† Always follow local, state and national electrical codes

<sup>1</sup> Min. 10 ft. line set recommended

<sup>2</sup> Oil traps should be installed every 16.5 to 23 feet (5-7m) when the outdoor unit is installed above the indoor unit

