

# **endura** XL Grease Interceptor

Engineered  
for **Easy**

*Multi-User input was key  
in the development of the  
Endura XL models*

Taking our product experience, manufacturing and distribution expertise, we blended this with the operational needs of the industry. We worked hard to ensure that whatever your interaction with Endura XL, **Canplas has made Grease Management easy for you!**



  
XL100

  
XL75



**canplas**<sup>®</sup>

[www.EnduraXL.com](http://www.EnduraXL.com)

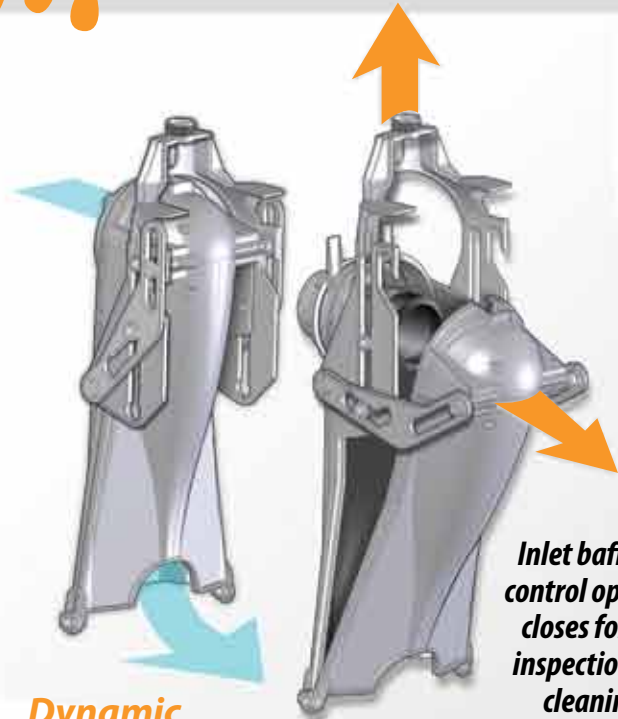
an OAliaxis company

# Endura XL Grease Interceptor

Engineered for **Easy**

## Building on a field proven approach to grease management


For over a decade, Canplas has manufactured some of the highest performing hydromechanical grease interceptors in North America. The Endura line carries a number of international patents and offers solutions from 7gpm through to 100gpm with the addition of the Endura XL models.



**Inlet baffle/flow control opens and closes for easy inspection and cleaning**

### Dynamic Inlet Baffle

The Dynamic Inlet Baffle is unique not only to Endura XL but also the industry. The simple pull-push action, opens and closes the baffle providing unrivaled access for inspection and cleaning. The handle can also be extended for deeper below grade installations using regular fittings (supplied with kit) ensuring that accessibility is maintained.



**Supplied with Internal Flow Control - External Option**

### Integrated Flow Control

Like most hydromechanical interceptors Endura XL uses a flow control orifice to manage the waste water entering the unit. Mounted on the front section of the baffle, the internal flow control plate moves away from the inlet pipe giving opportunity for visual inspection and cleaning as required. This action also opens the upstream line to its full diameter, allowing any accumulated debris to pass into the tank, where it can be removed.

For PDI approved installation or where required or preferred by local enforcement Endura XL can also be installed with an external flow control device.



**Molded Tie Down Points**

### Solids Retention Area

Passing over the ramp, any solids or debris separate by gravity into the defined solids retention area. This significantly reduces the likelihood of grease-laden particles from exiting the interceptor.

**No Hub or Threaded Connection**

**Remote Pump Ready**

**Balanced Air Environment**

**Internal Flow Control**

**Grease Separation Zone**

**Dynamic Inlet Baffle**

**Diffuser Ramp**

**Solids Retention Area**

**Smart Tank Design**

**Odor & Watertight Joints**

**Load Rated Cover**

**Cut to Suit Gasketed Extension Risers**

**Air Balance/Sampling Cap**

**Pre-Plumbed Outlet Options**

*- Multiple Patents Pending*



### Load Rated Covers

The XL covers use high grade thermoplastic for strength, durability and chemical resistance. The seal is recessed in the cover for security and protection. Both Endura XL75 and XL100 models are supplied as standard with traffic rated covers, third party evaluated to exceed the design load of AASHTO H20 and CSA B481.0 Class 'S'.

### Riser Extensions

There are often applications where deeper burial of the interceptor is needed. The XL 'Cut to length' riser extension is supplied with an additional frame and interfaces directly with the tank. The original cover is removed and relocated to the top of the extension.

### Balanced Air Environment

Endura XL features an internal balanced air environment. This ensures that the air movement necessary for the efficient function of the interceptor and connected drainage system are maintained. This function is also key to air entrapment when flow enters the unit.

### Factory Plumbed 3-Way Outlets

Installation throws you a challenge now and again. The Endura XL models feature three pre-plumbed outlet options for straight through, or side outlet drainage connections. Simply choose your most convenient outlet connection and seal the other two with the caps provided.

### Integrated Effluent Sampling

With the removal of the cover above the XL outlet system, Access can be made to both the air balance/sampling cap. Removal of the cap provides direct access to the effluent stream for water quality sampling. This feature removes the need for additional downstream sampling ports. (Subject to local requirements)

### Outlet Well Features

With the FOG and solids having been effectively separated, the waste water leaves the tank via our uniquely enclosed outlet well, the effluent being discharged to the downstream drain through one of three pre-plumbed tank outlets.



Specifier



Distributor



Contractor



Restaurant Operator



Inspector / Code Official



Pumper

What makes Endura XL the interceptor of choice for you? Tell us at... [enduraXL.com/tellCanplas](http://enduraXL.com/tellCanplas)

# Endura XL Grease Interceptor

Engineered for **Easy**

**ARCAT**



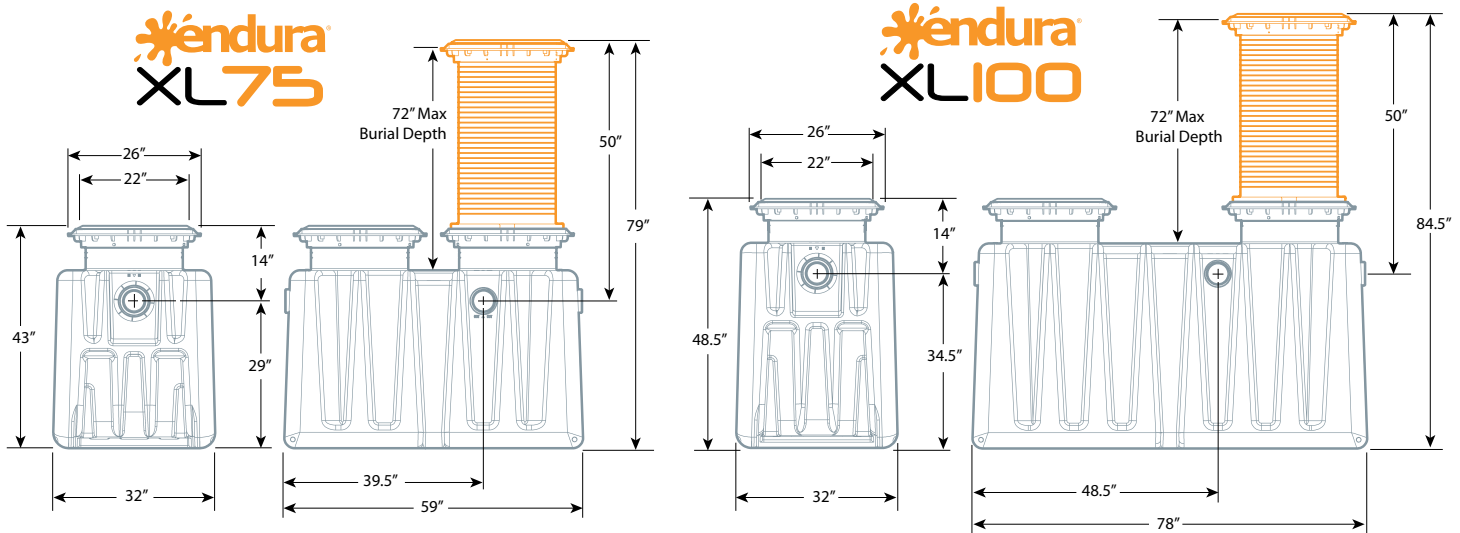
**Specifications Made Easy**  
The Endura series grease interceptors are listed on the ARCAT website that offers a wide variety of tools for the specification community with the most extensive and up to date specification library.



**An Environmentally Responsible Choice**

The Endura XL tank is an environmentally conscious solution, molded with recompounded PE material, where availability allows.

## Dimensions



We reserve the right to make part modifications without prior notice. Drawings for illustrative purposes only. All Dimensions are for illustrative purposes only, temperature will cause some variations.

## Capacities

	XL75	XL100
<b>Part Number</b> Add Suffix "T" For FPT Connections	4075A04 4075A04T	40100A04 40100A04T
<b>Flow Rate (GPM)</b>	<b>75</b>	<b>100</b>
<b>Flow Rate (L/Sec)</b>	4.74	6.3
<b>CAPACITY - Lbs (MIN)</b>	150	200
<b>CAPACITY - Kg (MIN)</b>	68	91
<b>CAPACITY - Lbs (Actual - ASME A112.14.3)</b>	<b>559lbs</b>	<b>1058lbs</b>
<b>CAPACITY - Kg (Actual - ASME A112.14.3)</b>	<b>253kg</b>	<b>480kg</b>
<b>Solids Capacity lbs (Kg) estimated</b>	260lbs (118kg) 45 Gallons	350lbs (159kg) 60 Gallons
<b>Average Efficiency % (ASME A112.14.3)</b>	<b>98%</b>	<b>99%</b>
<b>Operating Temperature Capabilities</b> (Intermittent discharge)	160°F (71°C)	160°F (71°C)
<b>Cover Load Capacity</b> (Third Party Tested)	> 20,000 lbs (9072 kgs)	> 20,000 lbs (9072 kgs)
<b>Unit Weight (Empty)</b>	233 lbs (106 kgs)	283 lbs (128 kgs)
<b>Liquid Capacity</b>	158 gal (598 L)	257 gal (973 L)
<b>Connection size (mechanical)</b>	4"	4"

## Specification:

### Sample specification clause.

Contractor shall install a Canplas Endura® XL Hydromechanical Grease Interceptor (HGI), Part No. 40100A04 □ , 40100A04T □ , 4075A04 □ , 4075A04T □ (Indicate as applicable), and rated to 100GPM □ 75GPM □ (Indicate as Applicable) independently third-party certified to the current version of PDI-G101, ASME A112.14.3 and CSA B481.1. Approved alternate is permissible providing written compliance to the following is provided and validated.

Where an internal flow control is desirable and acceptable to the Authority Having Jurisdiction (AHJ), the interceptor shall be rated and approved to ASME A112.14.3 Type C. The flow control shall be accessible for cleaning and inspection up to the maximum burial depth of 72" regardless of the application and when requiring Riser Extension, the installing contractor will extend the opening device according to manufacturers published instructions. The outlet system will provide facility for connections to be made perpendicular to the inlet connection. Connection formats will be compliant with requirements of AHJ and the performance standards identified above. Contractor shall provide mechanical joint connectors or requisite materials to connect the grease interceptor to the drainage system, additionally making adequate provision for management of food debris and solids.

Interceptor shall be furnished with two (2) traffic rated access covers, maximizing internal visibility for inspection and maintenance when removed. These covers shall be capable of withstanding a proof load of 20,000lbs, being qualified for application at temperatures from -20°F to +100°F (-29°C to +38°C). The cover will be mechanically secured when operational.

The interceptor tank shall be constructed with seamless engineering thermoplastics, evaluated and approved to the material performance requirements of CSA B481.0

The interceptor shall additionally; operate with an air-balanced environment to equalize variation in internal pressures being controlled and maintained with an appropriately sized air balance means; be supported by a Lifetime Warranty against manufacturing defect.

For approved Plumbing & Drainage Institute (PDI) installation, an accessible flow control 40442100A □ , 4044275A □ 40442100AT □ , 4044275AT □ (Indicate as applicable) with molded orifice and removable access cap will be installed upstream of the interceptor, being vented and installed according to manufactures instructions and the currently published version of PDI G101 Interceptor will be located within 25ft developed pipe run of the last connected appliance for operational compliance. Where applicable a secondary flow control will be employed in installations where there is greater than 8ft of vertical elevation between the kitchen discharge appliances and the interceptor inlet.

## Approvals



U.P. Code  
ASME A112.14.3 & CSA B481.1

### Canplas Industries Ltd.

P.O. Box 1800, 500 Veterans Drive  
Barrie, Ontario, Canada L4M 4V3  
Tel: (705) 726-3361  
**1-800-461-5300**  
Fax: (705) 726-2186

### Canplas LLC

11402 East 53rd Ave., Suite 200,  
Denver, CO, U.S.A. 80239  
Tel: (303) 373-1918  
**1-888-461-5307**  
Fax: (303) 373-1923

**canplas®**

an *Aliaxis* company