

# THE HOT ONE

Shop-tough and  
garage worthy



- Rugged USA made construction provides powerful warmth on cold days
- Includes high-temperature safety shutoff feature
- HI/LOW switch provides wattage choice for heat output
- Use the fan-only feature to circulate air
- Six-foot cord
- Heavy-duty mounting bracket for convenient wall or floor placement.
- Built-in adjustable thermostat
- Available in 4,000 watt, 20 amp or 5,000 watt, 30 amp models—proper receptacle required

Bring the heat to your cold garage or shop with The Hot One, our premium utility heater. With its rugged, durable design, The Hot One takes on winter year after year.

## TECHNICAL INFORMATION

The Hot One 240-volt heater includes a fan switch for air circulation without heat. All units include a built-in double pole thermostat and HI/LOW wattage selection switch.

UL safety standards require a 3-foot minimum clearance from the front. For best performance, we recommend a 6-inch clearance from the back and top of the heater, and a 12-inch clearance from the sides.

## ORDERING INFORMATION

Standard color for The Hot One heater is red with black detail. Limited quantities available in camouflage.

Recommended for elevations under 7,500 feet.

Includes a 6-foot cord.

RCP502S requires a NEMA 6-30 (polarized) 30-amp receptacle for operation. RCP402S requires a NEMA 6-20 (polarized) 20-amp receptacle for operation.

Please check your receptacle and/or with your electrician before purchase.

**CADET**   
INVITING WARMTH

cadetheat.com  
855.CADET.US  
Vancouver, Washington




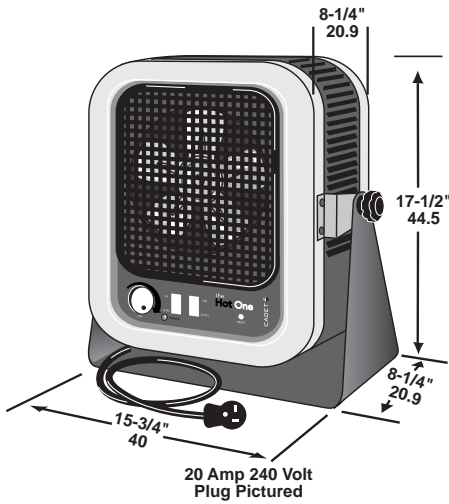
# THE HOT ONE

15-3/4"W x 17-1/2"H x 8-1/4"D

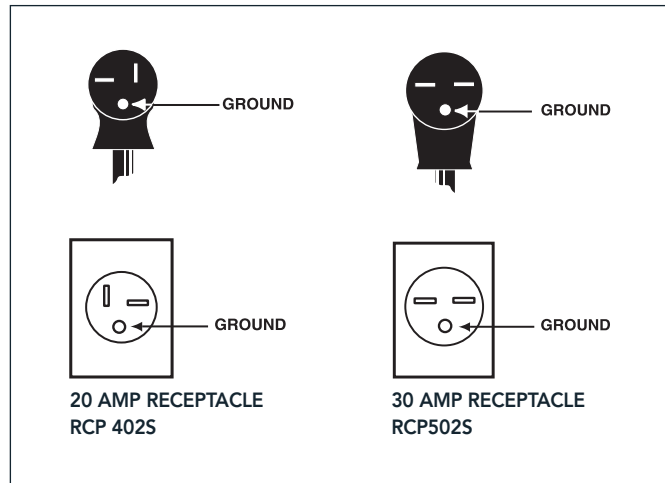
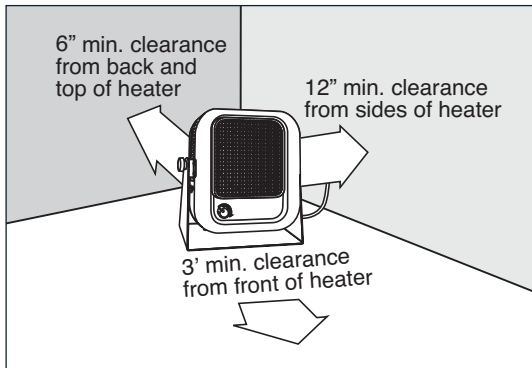
Requires a 240 volt receptacle

Includes bracket for wall or floor placement

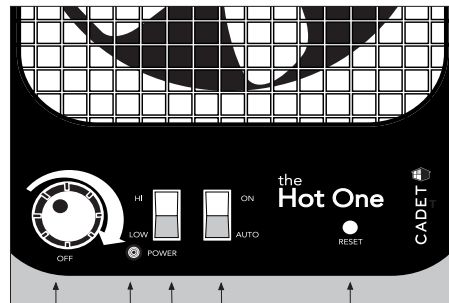
PART	MODEL	DESCRIPTION	RECEPTACLE	WATTS (HI/LOW)	VOLTS	AMPS (HI/LOW)	BTUS (HI/LOW)	WT/LBS
10288	RCP402S	Portable garage heater, red	NEMA 6-20R	4000/2667	240	16.7/11.1	13648/9100	30
10289	RCP502S	"	NEMA 6-30R	5000/3333	240	20.8/13.9	17060/11372	30



WALL MOUNT USE



### RCP Heater Controls:



Thermostat Knob

Power Indicator Light

Watts HI/LOW

ON/AUTO Controls

Manual Reset Limit Button