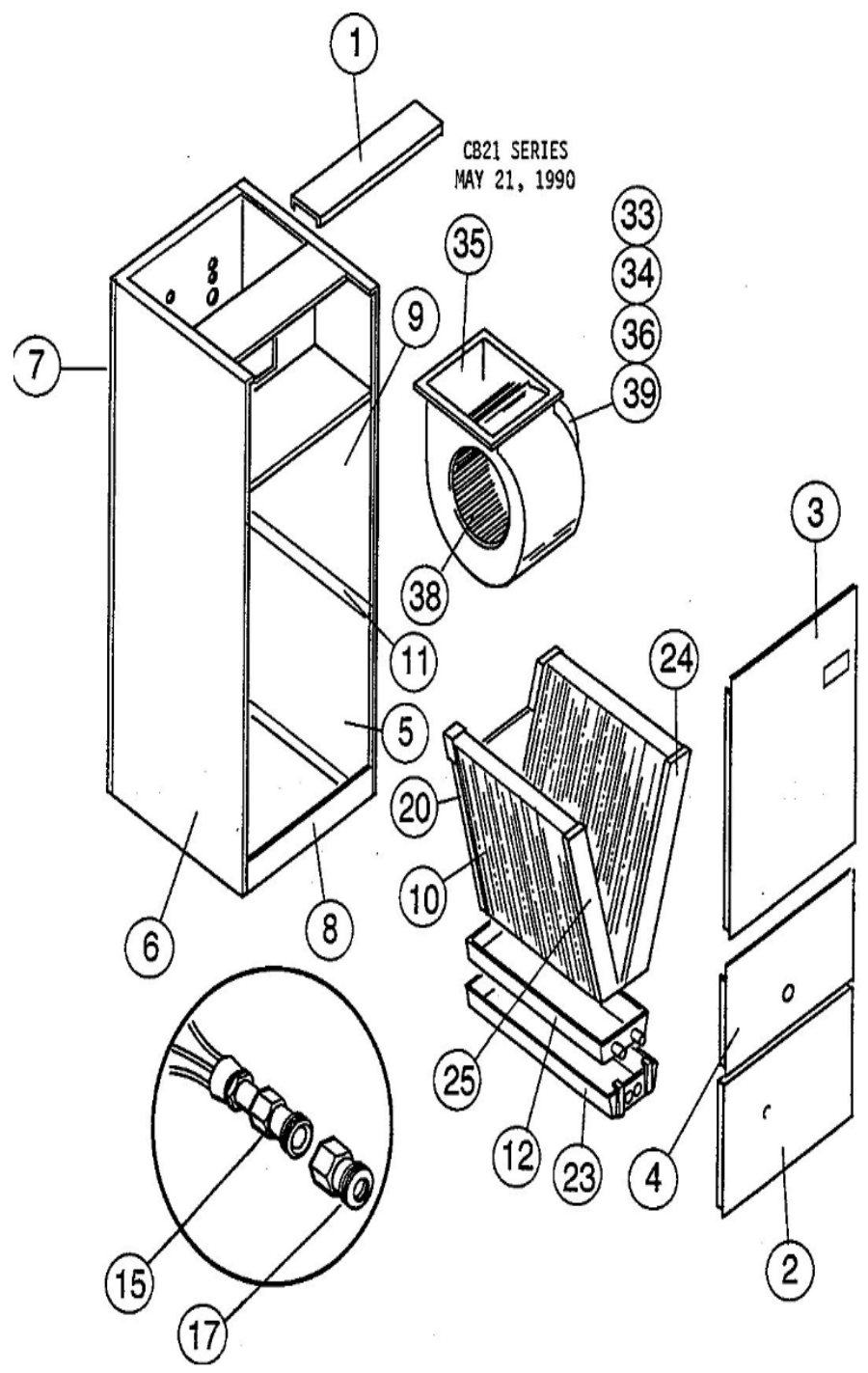
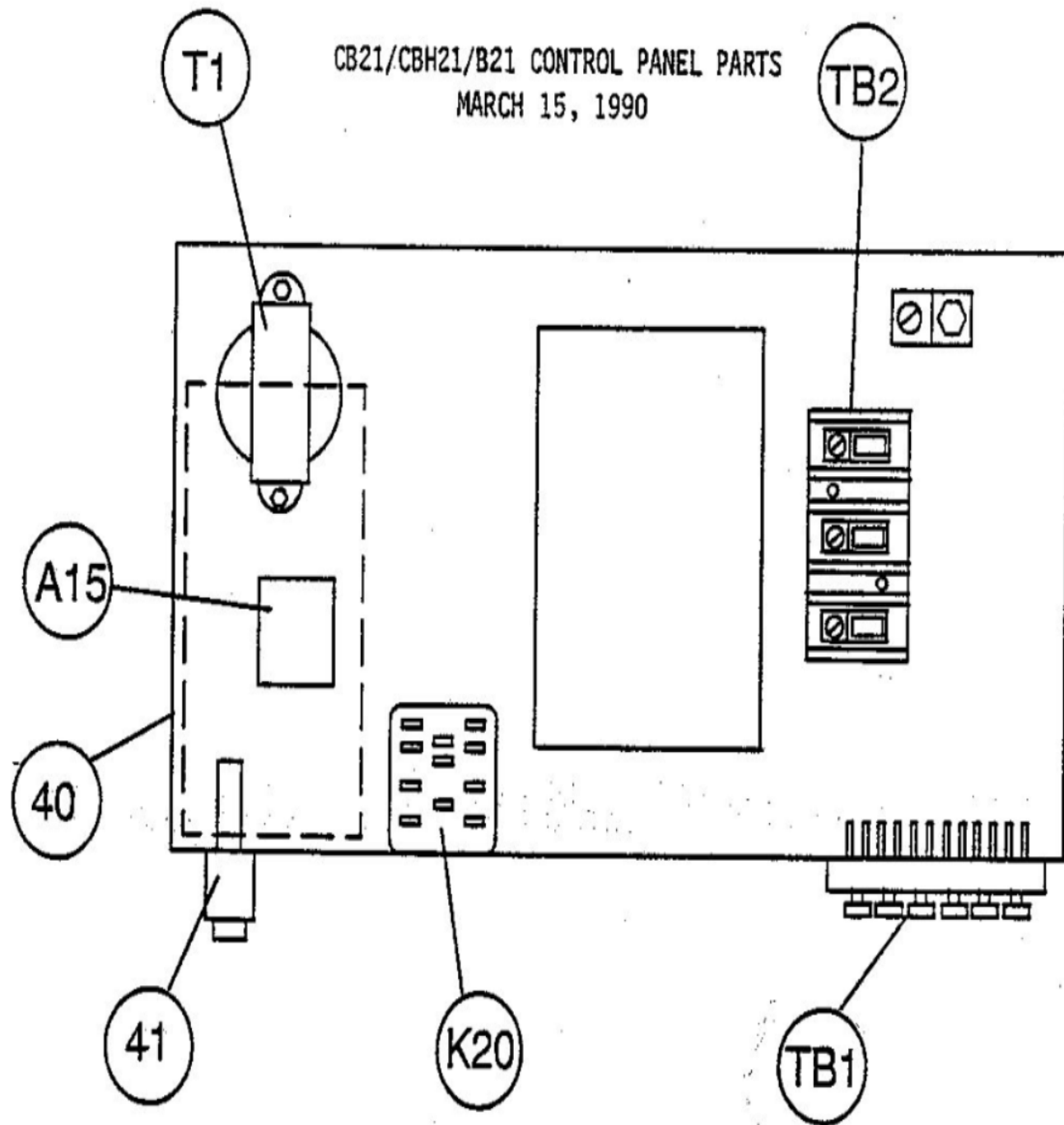


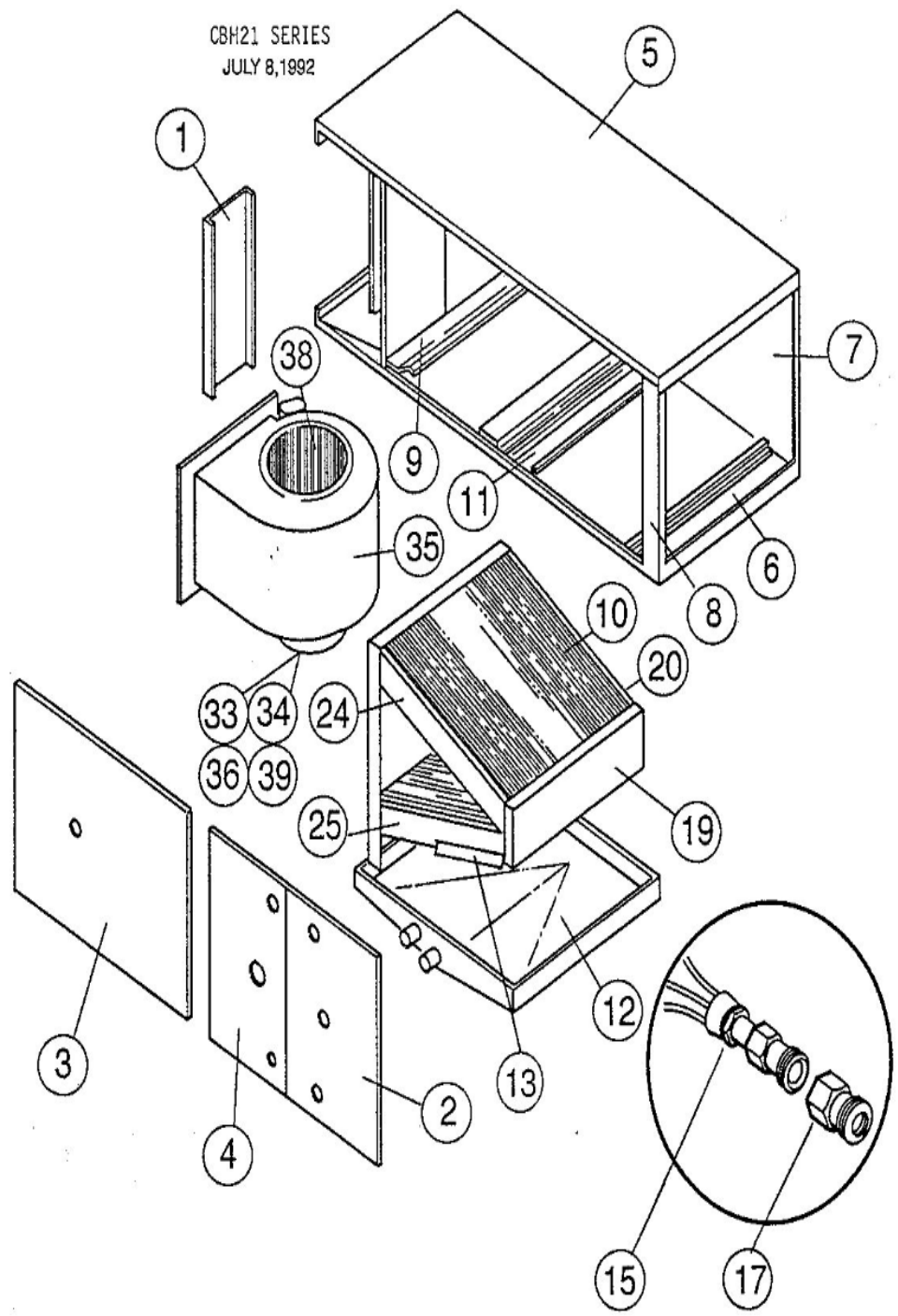
CB21 SERIES
MAY 21, 1990



CB21/CBH21/B21 CONTROL PANEL PARTS
MARCH 15, 1990



CBH21 SERIES
JULY 8, 1992



Revision Number - 2

*OPTIONAL PARTS-FIELD INSTALLED

Callout	Name	Quantity	Description
	INSERT Cat #: 17J75 Model/Part #: LB-64995	1	DRAIN PAN
	SHIELD-DRIP Cat #: 17J77 Model/Part #: LB-64997	1	FRONT(CBH UNITS)
	SHIELD-DRIP Cat #: 17J78 Model/Part #: LB-64998	1	REAR(CBH UNITS)
	RETAINER Cat #: 17J82 Model/Part #: LB-65056B	1	INSULATION
	SUPPORT-COIL Cat #: 17J84 Model/Part #: LB-82246D	2	ANGLE, COIL SUPPORT
	PAN-DRIP Cat #: 66H37 Model/Part #: LB-82256C	1	(CBH UNITS)
*****	KIT-DRAIN PAN INSUL Cat #: 10J81 Model/Part #: LB-65003B	1	INC NEXT 6 PARTS

BLOWER PARTS

Callout	Name	Quantity	Description
	PLATE-CUTOFF Cat #: 75G21 Model/Part #: LB-43838D	1	CUTOFF PLATE 10 X 9
	HARNESS-WIRING Cat #: 81J36 Model/Part #: LB-65895A	1	POWER
	HARNESS-WIRING Cat #: 40K76 Model/Part #: LB-85886B	1	CONTROL
	MODULE-CONTROL Cat #: 66K51 Model/Part #: LB-90745A	1	(ICM2)- MODULE LESS MOTOR(FOOTNOTE 1)
33	ARM-MOTOR MTG Cat #: 98G22 Model/Part #: 98G2201	3	MOTOR MTG. ARM

Callout	Name	Quantity	Description
34	GROMMET Cat #: 43H81 Model/Part #: 43H8101	3	GROMMET
35	HOUSING-BLOWER Cat #: 40H43 Model/Part #: LB-82421CA	1	BLOWER HOUSING S.A.
36	MOTOR-BLOWER Cat #: 52J31 Model/Part #: 52J3101	1	"(ICM2)- 1/2HP,1200RPM,120- 240/60/1, INCL
38	WHEEL-BLOWER Cat #: 21706 Model/Part #: LB-29333BL	1	"1/2""BORE,10-5/8"" X 9-1/2""
39	BAND-MOTOR Cat #: 62A57 Model/Part #: 62A5701	1	MOTOR

CABINET PARTS

Callout	Name	Quantity	Description
	SPACER-FILTER Cat #: LB-82093C Model/Part #: LB-82093C	1	SPACER-FILTER
	GUIDE-FILTER Cat #: 66H31 Model/Part #: LB-82095C	2	FILTER GUIDE
1	CAP-CABINET Cat #: 28H62 Model/Part #: LB-58492CB	1	(CB UNITS)
1	CAP-CABINET Cat #: 85H68 Model/Part #: LB-58492CG	1	(CBH UNITS)
2	PANEL Cat #: 54H99 Model/Part #: LB-79026CA	1	PLUMBING- LOWER(CB UNITS)
2	PANEL Cat #: 66H30 Model/Part #: LB-79027CA	1	PLUMBING- RIGHT(CBH UNITS)
3	PANEL Cat #: 66H29 Model/Part #: LB-58493CG	1	BLOWER(CB UNITS)
3	PANEL Cat #: 85H70 Model/Part #: LB-58493CJ	1	BLOWER(CBH UNITS)
4	PANEL Cat #: 53H70 Model/Part #: LB-79024CA	1	PLUMBING- LEFT(CBH UNITS)

Callout	Name	Quantity	Description
4	PANEL Cat #: 53H71 Model/Part #: LB-79025CA	1	PLUMBING- UPPER(CB UNITS)
5	WRAPPER Cat #: 55H37 Model/Part #: LB-58486CB	1	RIGHT(CB UNITS)
5	WRAPPER Cat #: 85H62 Model/Part #: LB-58486CG	1	RIGHT(CBH UNITS)
6	WRAPPER Cat #: 23H58 Model/Part #: LB-58490CB	1	LEFT(CB UNITS)
6	WRAPPER Cat #: 85H64 Model/Part #: LB-58490CG	1	LEFT(CBH UNITS)
7	PANEL Cat #: 23H59 Model/Part #: LB-58491CB	1	REAR(CB UNITS)
7	PANEL Cat #: 85H66 Model/Part #: LB-58491CG	1	REAR(CBH UNITS)
8	PANEL Cat #: 24H45 Model/Part #: LB-58495CB	1	SECURING(CB UNITS)
8	PANEL Cat #: 85H72 Model/Part #: LB-58495CG	1	SECURING(CBH UNITS)
9	SHIELD-DRIP Cat #: 66H33 Model/Part #: LB-62849C	2	DRIP SHIELD
11	SUPPORT-COIL Cat #: 66H34 Model/Part #: LB-58446D	2	(CB UNITS)

COOLING PARTS

Callout	Name	Quantity	Description
	BREAKER-CIRCUIT Cat #: 47A89 Model/Part #: 47A8901	1	CIRCUIT BREAKER
	CAP-SEAL Cat #: 86G97 Model/Part #: 86G9701	1	CAP-PLASTIC SEAL
10	COIL-INDOOR Cat #: 29H66 Model/Part #: LB-81688CN	1	W/MANIFOLD(CBH UNITS)
10	COIL-INDOOR	1	W/MANIFOLD(CB

Callout	Name	Quantity	Description
	Cat #: 29H68 Model/Part #: LB-81688CR		UNITS)
12	PAN-DRAIN Cat #: 53H34 Model/Part #: LB-58619CB	1	(CBH UNITS)
12	PAN-DRAIN Cat #: 96G11 Model/Part #: LB-59038C	1	(CB UNITS)
13	SHIELD-DRIP Cat #: 17J77 Model/Part #: LB-64997	1	FRONT(CBH UNITS)
13	SHIELD-DRIP Cat #: 17J78 Model/Part #: LB-64998	1	REAR(CBH UNITS)
15	DISTRIBUTOR ASSY Cat #: 10H75 Model/Part #: LB-61742CB	1	DIST ASSY
17	ADAPTER Cat #: 71G09 Model/Part #: 71G0901	1	ADAPTOR
20	SEAL-COIL Cat #: 66H39 Model/Part #: LB-82294C	1	REAR
23	PAN-DRIP Cat #: 66H36 Model/Part #: LB-62851C	1	(CB UNITS)
23	PAN-DRIP Cat #: 66H37 Model/Part #: LB-82256C	1	(CBH UNITS)
24	SEAL-COIL Cat #: 17J86 Model/Part #: LB-83474	1	FRONT-TOP
25	SEAL-COIL Cat #: 17J87 Model/Part #: LB-83475	1	FRONT-BOTTOM
40	HOLDER-FUSE Cat #: 12F01 Model/Part #: 12F0101	1	HOLDER-FUSE
41	FUSE Cat #: 34C21 Model/Part #: 34C2101	1	"GMQ3 TYPE,3.2AMP,300V"
A15	CONTROL Cat #: 54J65 Model/Part #: LB-65872A	1	BLOWER(BDC2)
K20	RELAY Cat #: 31K35 Model/Part #: 31K3501	1	"ID BLR,SPDT,240V"
T1	TRANSFORMER Cat #: 65G48 Model/Part #: 65G4801	1	"240V PRI,24V SEC,70VA,L/FUSE"

Callout	Name	Quantity	Description
TB1	BLOCK-TERMINAL Cat #: 71G38 Model/Part #: 71G3801	1	TERMINAL BLOCK
TB2	BOARD-TERMINAL Cat #: 78H62 Model/Part #: 78H6201	1	TERMINAL BOARD

Note:

Note1: ICM2 ELECTRONIC MODULE IS AVAILABLE AS A SEPERATE REPAIR PART, LB-90745A.

Note2: ORDER 52J31, 56J62 & 57J99.