

TYPES YA-L, YA-L-TC

HYLUG™

Uninsulated Copper Compression Terminal
UL Listed 90° C, Up to 35 kV ♦

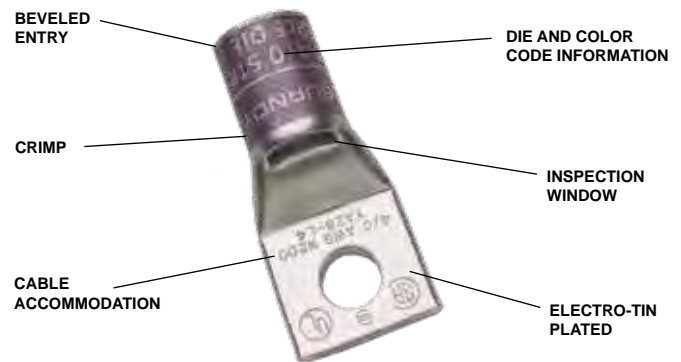
45° and 90° angles available. Please contact Customer Service to order:
1-800-346-4175

Features & Benefits

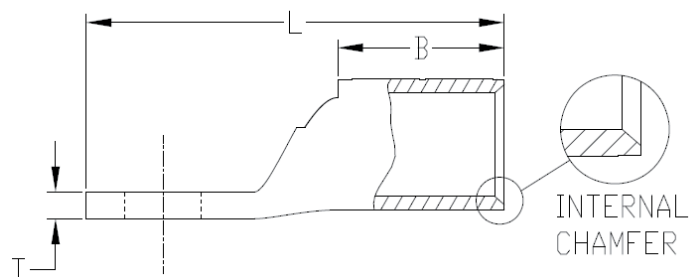
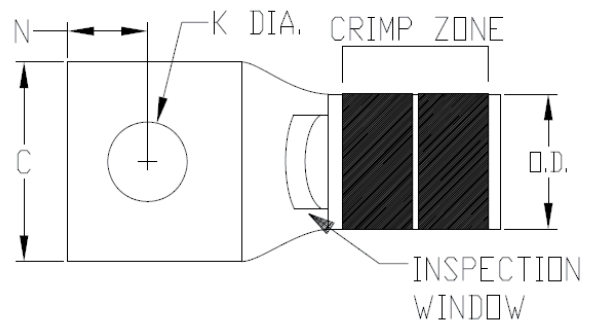
- Inspection window allows for visual verification that the wire has been fully inserted prior to crimping the lug; not recommended in highly corrosive environments as the wire in the barrel is exposed to corrosive elements when installed
- Barrel is designed with an internal chamfer at the wire entry to ensure smooth insertion of the wire, preventing possible damaging of the strands
- Short/Standard length barrel is recommended for installations with limited space requirements
- 45° and 90° angular lugs are available; please contact Customer Service
- Electro-tin plated unless otherwise specified to reduce galvanic corrosion (bimetallic) and resist corrosive elements
- Connectors are clearly marked with stamping and barrel color coding
- BURNDY certifies its products using the BURNDY Engineered System and select other crimp tool manufacturers in accordance with one or more of the UL categories in order to obtain a UL Listing
- Terminals and splices accommodating code wire: Accommodates Code Class B (Concentric, Compressed, Compact) and Class C wire

Accessories

- Hardware - Section F
- PENETROX™ Oxide Inhibitor - Section F
- Heat and Cold Shrink Tubing - Section D
- WIREMIKE™ Wire Micrometer - Section F
- Wire Management (Cable Ties) - Section G



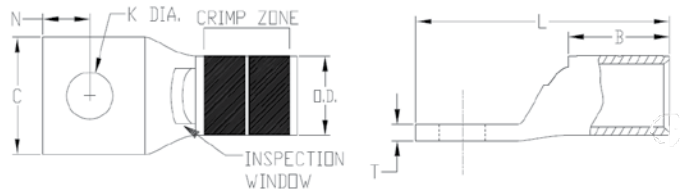
NOTE: Field bending straight lugs to achieve an angular connection will void UL Listing / CSA Certifications and BURNDY will not be liable for the connection.



Compression Connections

Copper Compression — Terminal — Code — One Hole
Standard Barrel with Inspection Window

TYPES YA-L, YA-L-TC (Continued)



▲ See Copper Code Standard Barrel Terminal Tooling Tables in this section for complete tool and die listing information.

Catalog Number	Conductor			Color Code	Die Index	Stud Hole Size	Figure Dimensions								Wire Strip Length
	AWG	Flex	MM ² ***				Stud Hole Diameter (K)	Outside Diameter (OD)	Barrel Length (B)	Pad Width (C)	Overall Length (L)	Hole Spacing (E) & (F)	Hole Offset (N)	Pad Thickness (T)	
YA31L11	350 kcmil	—	185	Red	18	3/8	0.40	0.88	1.06	1.29	2.50	—	0.41	0.18	1-1/8
YA31L						1/2	0.53	0.88	1.06	1.29	2.75	—	0.53	0.18	
YA31L7						5/8	0.69	0.88	1.06	1.29	3.00	—	0.66	0.18	
YA31L36						7/8	0.94	0.88	1.06	1.29	4.02	—	1.19	0.18	
YA32L14	400 kcmil	—	—	Blue	19	3/8	0.40	0.95	1.19	1.40	2.68	—	0.41	0.19	1-1/4
YA32LN						1/2	0.56	0.88	1.19	1.40	3.12	—	0.63	0.19	
YA32L1						1/2	0.53	0.95	1.19	1.40	2.93	—	0.53	0.19	
YA32L						5/8	0.69	0.95	1.19	1.40	3.18	—	0.67	0.19	
YA32LTC78						7/8	0.94	0.95	1.19	1.40	3.62	—	0.88	0.19	
YA33L	450 kcmil	—	—	Gray	326	5/8	0.69	1.01	1.50	1.48	3.57	—	0.66	0.21	1-9/16
YA34L37	500 kcmil	—	240	Brown	20	3/8	0.40	1.06	1.27	1.55	2.87	—	0.41	0.23	1-7/16
YA34L6						1/2	0.53	1.06	1.27	1.55	3.12	—	0.53	0.23	
YA34L						5/8	0.69	1.06	1.27	1.55	3.37	—	0.66	0.23	
YA34L8						3/4	0.81	1.06	1.27	1.55	3.55	—	0.75	0.23	
YA34L9						7/8	0.94	1.06	1.27	1.55	3.80	—	0.88	0.23	
YA34L20						1	1.07	1.06	1.27	1.55	4.05	—	1.00	0.23	
YA36L11	600 kcmil	—	300	Green	22 or 472	1/2	0.53	1.19	1.38	1.74	3.29	—	0.53	0.27	1-3/4
YA36L						5/8	0.69	1.19	1.38	1.74	3.54	—	0.66	0.27	
YA36LTC78						7/8	0.94	1.19	1.38	1.74	3.97	—	0.88	0.27	
YA37L	650 kcmil	—	—	Orange	23	5/8	0.69	1.23	1.39	1.80	3.57	—	0.66	0.27	1-15/16
YA37L1						3/4	0.81	1.23	1.39	1.80	3.76	—	0.75	0.27	
YA38L	700 kcmil	—	—	Pink	400	5/8	0.69	1.25	1.45	1.84	3.66	—	0.66	0.27	1-15/16
YA39L6	750 kcmil	—	—	Black	24	1/2	0.53	1.30	1.42	1.91	3.41	—	0.53	0.27	1-15/16
YA39L						5/8	0.69	1.30	1.42	1.91	3.57	—	0.66	0.27	
YA39L2						7/8	0.94	1.30	1.42	1.91	4.10	—	0.88	0.27	
YA39L9						1-1/4	1.31	1.30	1.42	1.91	4.85	—	1.25	0.27	
YA40L	800 kcmil	—	400	Orange	25	5/8	0.69	1.35	1.42	1.98	3.81	—	0.66	0.30	1-15/16
YA41L	850 kcmil	—	—	Gold	26	5/8	0.69	1.38	1.88	2.01	4.15	—	0.66	0.31	1-15/16
YA44L2	1000 kcmil	—	500	White	27	1/2	0.56	1.50	1.65	2.19	3.98	—	0.63	0.33	1-15/16
YA44L						5/8	0.69	1.50	1.65	2.19	4.04	—	0.66	0.33	
YA44L23						1	1.06	1.50	1.65	2.19	4.73	—	1.00	0.33	

*** The MM² conductor sizes listed are the recommendations for Class 2 conductor

◆ For applications greater than 2000 Volts consult cable manufacturer for voltage stress relief instructions.

Notes: All dimensions shown are for reference only.

Field bending straight lugs to achieve an angular connection will void UL Listing / CSA Certifications and BURNDY will not be liable for the connection.