

PRODUCT CATALOG

Electrically Operated
Gas Valves

Thermocouple Operated
Gas Valves

Accessories

Ignition Control Modules

Pilot Burners




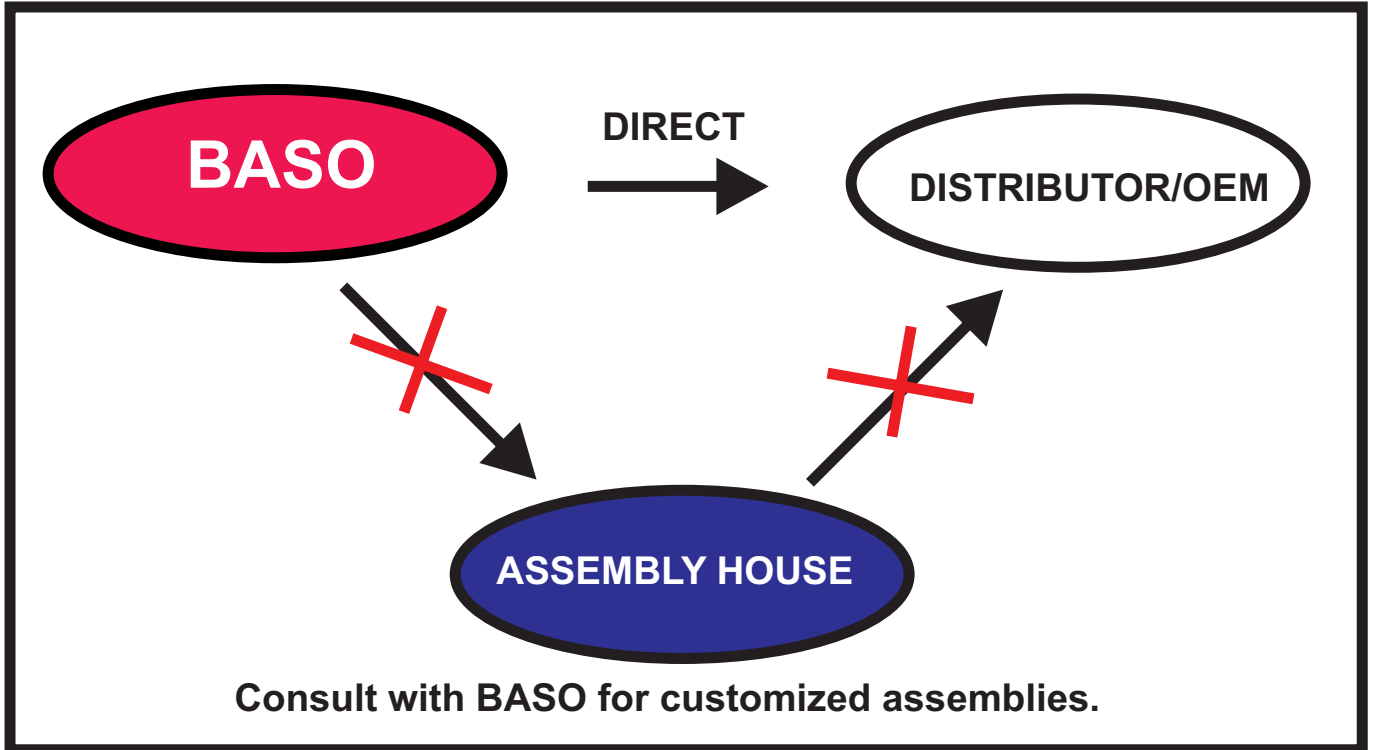
BASO Gas Products LLC



VALUE ADDED ASSEMBLIES

As a value-added service, BASO will build and package custom assembly items to your specification, providing all components, using customer supplied items, or any combination thereof.

BASO Gas Products LLC has many years of experience in the application of gas valves and pilot burner assemblies. Let us put our experience to work for you. We welcome the opportunity to assist you in your applications.



Contents

Electrically Operated Gas Valves 2

BGA109 Series	3
BGA123 Series	4
BGA158 Series Class A	5
BGA158 Series Class B	6
BGA171 Series Class B	7
BGA158, BGA171 and BGA110 Series	8
H91-Rev B Series BASOTROL® Automatic Gas Valve	10
H96 Series BASOTROL® Gas Valve Class B	15
H96 Cross Reference to BGA Series	16
BGC258 Series Combination Gas Valve	17
BGC258 Series Combination Gas Valve Class B	18
BGC278 Series Combination Gas Valve	19
BGC278 Series Combination Gas Valve Class B	20
BGD258 Series Redundant Gas Valve Class A	21
BGD258 Series Redundant Gas Valve Class B	22
GM-7000 Series Redundant Gas Valve Class B	23
G960 Series Redundant Gas Valve Class B	24
G96 Rev. B Series	25
G96 Series Class B Hi/Lo Solenoid Gas Valve	27
G96 Series Redundant Gas Valve Class B	28
BGD278 Series Redundant Gas Valve Class B	29
BGG258 Series Hi/Lo Gas Valve (Orifice Select)	30
BGG262 and BGG278 Series Hi/Lo Gas Valves (Orifice Select)	31
BGE258 Series Manual Adjustable Hi/Lo Gas Valve	32
BGE262 Series or BGE278 Series Manual Adjustable Hi/Lo Gas Valve	33
BGF358 Series Hi/Lo Solenoid Operated Gas Valve	34
BGF362 Series or BGF378 Series Hi/Lo Solenoid Operated Gas Valve	35
G195 Rev. B Series Combination Gas Valve With Manual "A" Shut-off Valve	36
G196 Rev. B Series Redundant Gas Valve With Manual "A" Shut-off Valve	37
BGQ15HAA-1 Retrofit Gas Control System	39
VLV Series Universal Replacement Gas Valve	40
KIT-VLV Universal Replacement Gas Valve Mounting Plate	41
B21 Series Redundant Gas Valve	42

Thermocouple Operated Gas Valves 43

G292 Series Dual Pilot Valve	44
G92 Rev B Series BASOTROL® Non-Regulated Combination Gas Valve	45
G93 Rev B Series Regulated Combination Gas Valve	47
H15 Series Automatic Shut-Off Pilot Gas Valve	49
H25 Series Dual Independent Outlets 100% Automatic Shut-off Pilot Safety Valve	51
H17 Series Automatic Shut-Off Pilot Gas Valve	52
H19 Series Automatic Shut-Off Pilot Gas Valve	54

H19 Series High Pressure Automatic Shut-Off Pilot Gas Valve	55
H43 Series Automatic Shut-Off Pilot Gas Valve with Manual Shut-off	56
BGX583N Series Non-Explosion Proof Valve	58
BE58 Series Explosion Proof Valve	59
L61 Series BASO® Pilot Switch	60
L62 Series BASO® Pilot Switch	61
K14 Series Thermocouples	62
K15DA Series Thermocouples	63
K15DQ Series Thermocouples	64
K15FA Series Thermocouples	65
K16BA Series Thermocouples	66
K16BT Series Thermocouples	67
K16CA Series Thermocouples	68
K16FA Series Thermocouples	69
K16JA Series Thermocouples	70
K16RA Series Nickle-Plated Thermocouples	71
K16RM Series Nickle-Plated Thermocouples	72
K16WT Series Thermocouples	73
63499-WT Series "WT" Extension Kits	73
K16SA and K19SA Series Thermocouples with Metric Thread	74
K17AJ Series Universal Thermocouple with Junction Block	75
K17 Series Universal Thermocouple	76
K17DA, K17LM, K17RA, and K17MA Series Low Mass Thermocouples	77
K19 Series Universal Thermocouple	78
T36A1 Series Universal Thermopile	79
T36B0 Series Universal Coaxial Thermopile Thermocouple and Thermopile (Millivolt Generator) Accessories	80
Y99AN Series Junction Block	81
Y99AL Series Test Couple	82

Accessories 83

Y99TB-1 Thermocouple Quick Tester	84
BGD258 or GM7000 Series Combination Gas Valve Regulator Conversion Kits	85
Replacement Potted Coils	86
SVC Series Connector	87
BDG100A-600 Series In-Line Bridge Rectifier	87
SCAC/SCAR Series Assembly, Wire Harness	88
KT Series Flange Assembly Kits	90
Y57 Series High Voltage Flame Sensor Wire Harness	91
Y70 Series Gas Valve Thread Grease	92
Y71 Series Combination Gas Valve Regulator Conversion Kits	93
INT10A Replacement Orifice Kits	94
INT11A Replacement Orifice Kits	95
Y75 Series Replacement Flame Sensor Rod	96
Y80 Series Ignition Glow Coils	97
Y99AX Series Pressure Test Fittings/Y99AP BASO® Valve Connection Reducer	98
Y99AY and Y99HY Series Manually Operated Pilot Adjust Adapter	99

R23244-3 Red Button Replacement	100
Y99AR BASO® Pilot Burner Tubing	100
BR Series Convertible Regulators	101
R48629 BASO® Thermocouple Connector	102

Ignition Control Modules 103

Spark Igniters (Pilot Relite Control) CS100, CS300 and CS600	104
Continuous Spark Block Igniters CS222, CS322 and CS422	105
24- and 120-Volt Direct Spark Ignition Control	106
BGN891-1 24-Volt Direct Spark Ignition Control	108
24- and 120-Volt Intermittent Pilot Ignition Control	109
C610U-1 24-VAC Universal Intermittent Pilot Ignition Control	112
Model C107U-1 Universal Direct Spark Ignition	117
Direct Spark Dual Spark/Sense 24 Volt	119
CF830C-1 24 Volt HSI Furnace Control Board	120
CF830CA-1 24 Volt HSI Integrated Furnace Control Board	121
BGH2UNCNTRLHT-01 Universal Hot Surface Ignition Control	122
BGH Series Hot Surface Ignition Control	124
WHA40 Wire Harness Series & RAA Adapter Terminal	125
ZP Series Piezo Spark Generator WHA Series Wire Harness	126
CTD Series Electronic Transformer	127
WCT Series Wire Harness – CTD	128
WSC Series Spark Wire Harness	128
BKL11 Series UV Flame Detector	129
BKL20 Series Wide Band Detector	130
BFC10/120 Series Compact UV Flame Detector	131
BFR11 Series Compact UV Flame Detector	132
BANGL Series Angle Adapter	133
WBKL Series Wire Harness	133
BKL Series Flange Connector	133
BAM100 Series Wire Harness BFC/BFR	134
DC and DD Series Spark Igniter/Flame Sensors	135
B03M-5E067 Universal Kit Hot Surface Igniter	136
B04C-5E033 Series Hot Surface Igniter	137
B06C-5E035 Universal Kit Hot Surface Igniters	138
B04S Series Hot Surface Igniters	139
Micro Igniter 24 VAC Hot Surface Igniter	140
B19N Series 120 VAC Hot Surface Igniters	141


Pilot Burners 142

J Series Stainless Steel	143
Combination Standing Pilot Burners	143
J Series Universal Multi-Mount Standing Pilot Burners	144
J Series Pilot Burner Assemblies	145
Q90 Series Pilot Burner Assemblies	147
Fittings	148
Y90 Series Inlets	149

OEM Cross Reference 150



Electrically Operated Gas Valves





BASO Gas Products LLC

BGA109 Series

Description

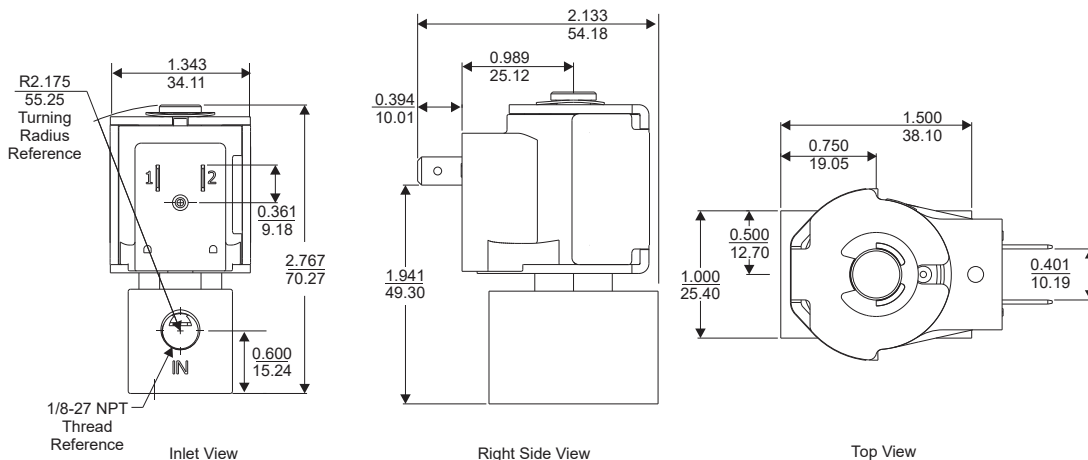

The BGA109 Series automatic gas valve is electrically operated which will open on a demand signal from a controlling device and automatically close once the electrical signal is removed. The BGA109 Series can be operated with natural or LP pressures up to 0.5 psi. Typical applications are fire pits to control pilot flow, or any other heating equipment looking for a low flow application.

Specifications

- Rated inlet pressure: 0.5 psi
- Available voltages: 12VDC, 25VDC, 25VAC, 120VAC and 240VAC.
- Inlet/Outlet sizes: 1/8 NPT
- Permissible Ambient (surface temperature):
0° to 175°F (-18° to 79°C) AGA only;
-40° to 175°F (-40° to 79°C) (CSA)

Agency Listing

- CSA (AGA/CGA) Certification number 229521-1656058
- Australian Gas Association Certification number 4235



Selection Chart

Part Number	Inlet and Outlet Female NPT	Natural Gas Capacity Btu/hr. at 1 in. Pressure Drop	Voltage (50/60 Hz)
▲ BGA109FNA-1DAAC	1/8 in. x 1/8 in.	8,000	12VDC
BGA109FNB-1DAAC	1/8 in. x 1/8 in.	8,000	25VDC
BGA109FNC-1CAAC	1/8 in. x 1/8 in.	8,000	25VDC

▲ means bulk pack is available upon request.

Note: DIN connectors are available; see Accessory section page 87.





BASO Gas Products LLC

BGA123 Series

Description

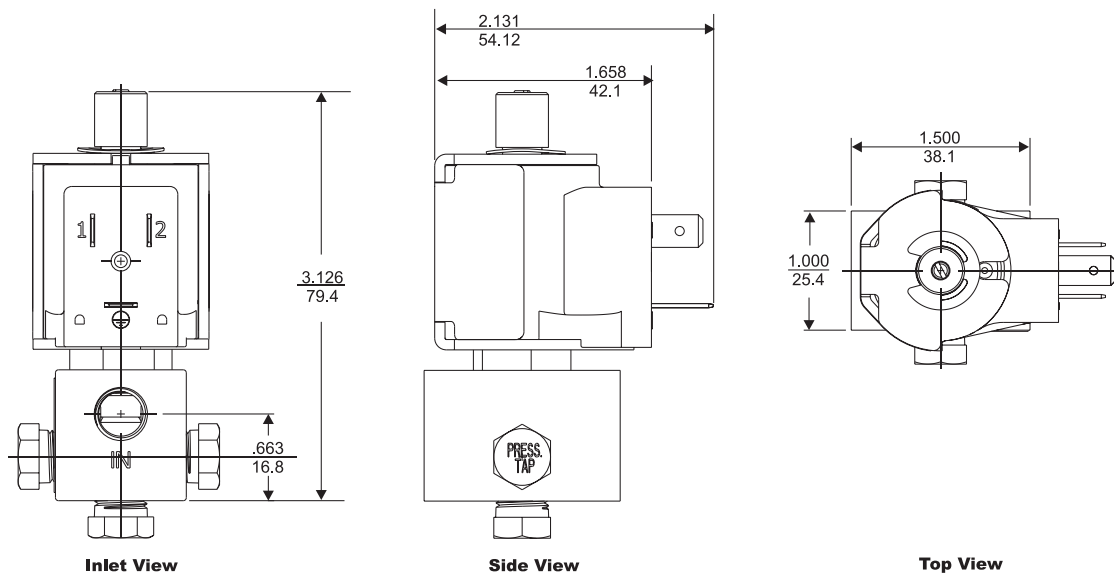
The BGA123 series automatic gas valve is electrically operated, which will open on a demand signal from a controlling device and automatically close once the electrical signal is removed. Optional feature is short stroke adjusting screw to change output flow as needed. The BGA123 series can operate with Natural or LP pressures up to 0.5 psi. Typical applications are firepits or appliances where you want to control the pilot flow.

Specifications

- Rated inlet pressure: 0.5
- Available voltages: 12 VDC, 25 VDC, 25 VAC, 120 VAC and 240 VAC
- Inlet/outlet size: 1/8 NPT
- Permissible ambient temperature: -40° to 175°F (-40° to 79°C)

Agency Listing

- CSA (AGA/CGA) 229521-165605



BGA123 Dimensions (mm/in.)

Selection Chart

Part Number	Inlet and Outlet Female NPT	Natural Gas Capacity Btu/hr at 1 in. Pressure Drop	Voltage (50/60 Hz)
▲ BGA123FNA-1DAAC	1/8 in. x 1/8 in.	8,000 to 40,000	12 VDC
▲ BGA123FNB-1DAAC	1/8 in. x 1/8 in.	8,000 to 40,000	25 VDC
▲ BGA123FND-1CAAC	1/8 in. x 1/8 in.	8,000 to 40,000	120 VAC

▲ means bulk pack is available upon request.

Notes: DIN connectors are available; see Accessory section page 87.

WARNING: This product can expose you to chemicals including Carbon Black, which is known to the State of California to cause Cancer. For more information, go to www.P65warnings.ca.gov



BASO Gas Products LLC

BGA158 Series Class A

Description

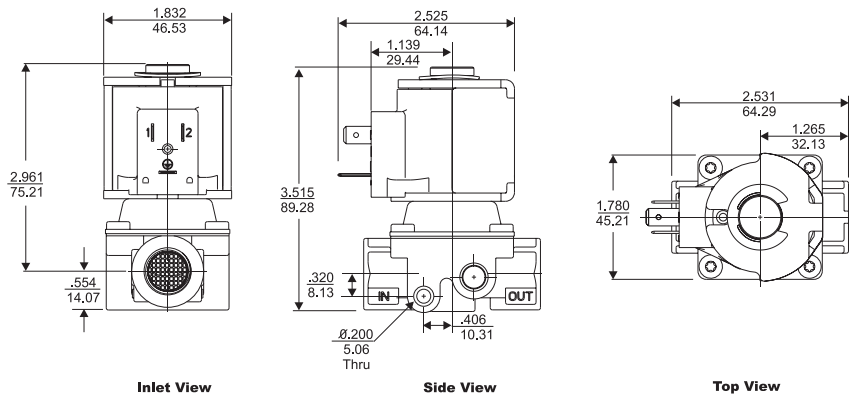
BGA158 Series Class A automatic gas valves are electrically operated shut-off valves that are normally in the closed position and open on an electrical demand signal from a thermostat or other controlling device. The BGA158 can be used with natural gas or LP at pressures up to 138 mbar (2.0 psi). Typical applications include agricultural heater equipment, commercial cooking equipment, wall furnaces and other heating equipment. Its compact size permits installation in space-restrictive applications.

Specifications

- Maximum working pressure: 138 mbar
- Available voltages: 12 VDC, 25 VDC, 25 VAC, 120 VAC, 240 VAC
- Inlet/outlet sizes: 1/8, 1/4, 3/8, 1/2 NPT, BSPP, or BSPT
- Agency pending 3/4 NPT, BSPP, BSPT
- Pilot/Pressure tap sizes: 1/8 NPT or BSPP, BSPT
- Permissible ambient (surface) temperature: -29° to 79°C (-20° to 175°F)

Agency Listing

- EU Type Examination Certification number 692406 GAR
- UKCA 748249
- CSA (AGA/CGA) Certificate number 229521-1656058
- UL Recognized File number MH5939



Selection Chart


BGA158 Dimensions (mm/in.)

Part Number	Inlet and Outlet Female NPT	Natural Gas Capacity Btu/hr at 0.2 PSI Pressure Drop	With Inlet Screen	Voltage (50/60 Hz)	Pilot Tap NPT	Pressure Tap NPT
▲ BGA158CAH-1CAAC	1/8 in. x 1/8 in.	150,000	Yes	25 VAC	None	None
▲ BGA158CAJ-1CAAC				120 VAC		
▲ BGA158CBH-1CAAC	1/4 in. x 1/4 in.	260,000		25 VAC		
▲ BGA158CBJ-1CAAC				120 VAC		
▲ BGA158CCH-1CAAC	3/8 in. x 3/8 in.	380,000		25 VAC		
▲ BGA158CCJ-1CAAC				120 VAC		
▲ BGA158CDF-1CAAC	1/2 in. x 1/2 in.	560,000		12 VDC		
▲ BGA158CDH-1CAAC				25 VAC		
▲ BGA158CDJ-1CAAC				120 VAC		
▲ BGA158GDH-1CAAC				No		
▲ BGA15EDJH-1CAAC	3/4 in. x 3/4 in.		Yes	25VAC		

▲ means bulk pack is available upon request.

Notes: DIN connectors are available; see Accessory section page 87.
 Inlet screen available upon request.

Flange connection available 3/8 or 1/2 NPT, BSPT only; see page 90.





BASO Gas Products LLC

BGA158 Series Class B

Description

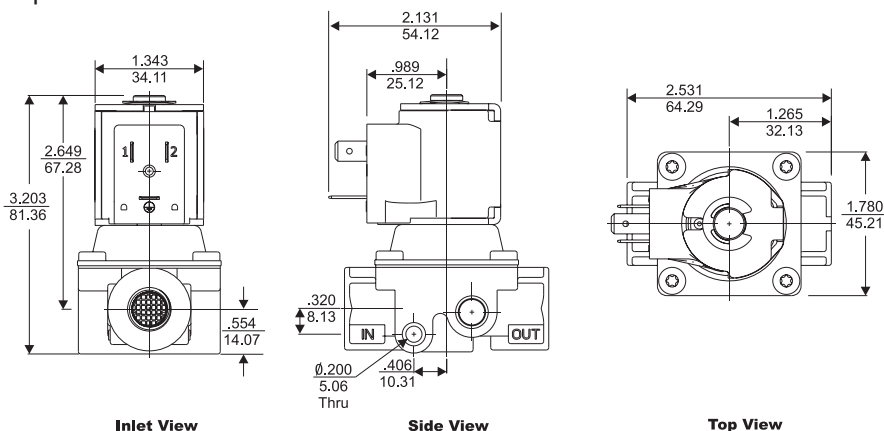
BGA158 Series Class B automatic gas valves are electrically operated shut-off valves that are normally in the closed position and open on an electrical demand signal from a thermostat or another controlling device. The BGA158 Series can be operated with natural gas, LP or LP-air mixed gas at pressures up to 35 mbar (0.5 psi). Typical applications are agricultural heating equipment, commercial cooking equipment, wall furnaces or other heating equipment. Its compact size permits installation in space-restrictive applications.

Specifications

- Maximum working pressure: 50 mbar
- Available voltages: 12 VDC, 25 VDC, 25 VAC, 120 VAC, 240 VAC
- Inlet/Outlet sizes: 1/8, 1/4, 3/8, 1/2 NPT or BSPP / 1/2 BSPT
- Pilot/pressure tap sizes: 1/8 NPT or BSPP, BSPT
- Permissible ambient (surface) temperature: -29° to 79°C (-20° to 175°F)

Agency Listing

- EU Type Examination Certification number CE 692406 GAR
- UKCA 748249
- CSA (AGA/CGA) Certificate number 229521-1656058
- UL Recognized File number MH5939



Selection Chart

BGA158 Dimensions (mm/in.)

Part Number	Inlet and Outlet Female NPT	Natural Gas Capacity Btu/hr at 1 in. Pressure Drop	Voltage (50/60 Hz)	Pilot Tap NPT	Pressure Tap NPT
▲ BGA158AAC-1CAAC	1/8 in. x 1/8 in.	70,000	25 VAC	None	None
▲ BGA158AAD-1CAAC			120 VAC	None	None
▲ BGA158ABC-1CAAC	1/4 in. x 1/4 in.	100,000	25 VAC	None	None
▲ BGA158ABD-1CAAC			120 VAC	None	None
▲ BGA158ACC-1CAAC	3/8 in. x 3/8 in.	115,000	25 VAC	None	None
▲ BGA158ACC-1CDAC			25 VAC	None	1/8-27 left and right
▲ BGA158ACD-1CAAC			120 VAC	None	None

▲ means bulk pack is available upon request.

Notes: DIN connectors are available; see Accessory section page 87.

Inlet screen available upon request.

Flange connection available 3/8 or 1/2 NPT, BSPT only; see page 90.





BASO Gas Products LLC

BGA171 Series Class B

Description

BGA171 Series Class B automatic gas valves are electrically operated shut-off valves that are normally in the closed position and open on an electrical demand signal from a thermostat or another controlling device. The BGA171 Series can be operated with natural gas, LP or LP-air mixed gas at pressures up to 35 mbar (0.5 psi). Typical applications are agricultural heating equipment, commercial cooking equipment, wall furnaces or other heating equipment. Its compact size permits installation in space-restrictive applications.

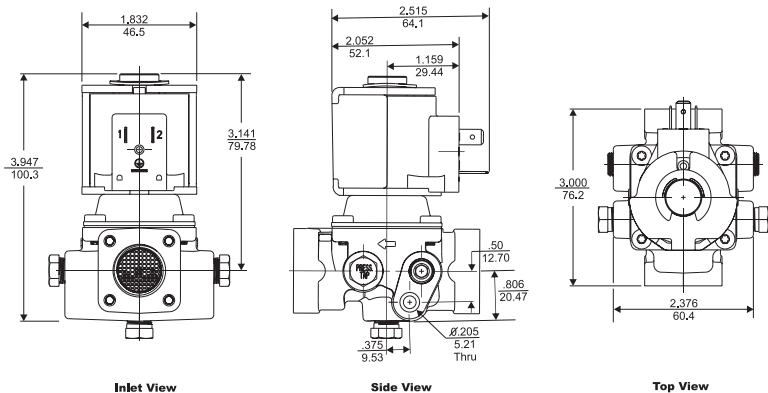
Specifications

- Maximum working pressure: 100 mbar
- Available voltages: 12 VDC, 25 VDC, 25 VAC, 120 VAC, 240 VAC
- Inlet/Outlet sizes: 1/2, 3/4 NPT or 1/2 BSPP, BSPT
- Pilot/pressure tap sizes: 1/8 NPT or BSPP, BSPT
- Permissible ambient (surface) temperature:
 - 29° to 79°C (-20° to 175°F) (UL)
 - 40° to 79° C (-40° to 175° F) (CSA, CE, UKCA)



Agency Listing

- EU Type Examination Certification number CE 692406 GAR
- UKCA 748249
- CSA (AGA/CGA) Certificate number 229521-1656058
- UL Recognized File number MH5939



BGA171 Dimensions (mm/in.)

Selection Chart

Part Number	Inlet and Outlet Female NPT	Natural Gas Capacity Btu/hr at 1 in. Pressure Drop	Voltage (50/60 Hz)	Pilot Tap NPT	Pressure Tap NPT
▲ BGA171ADD-1CAAC	1/2 in. x 1/2 in.	265,000	120 VAC	None	None
▲ BGA171ADD-1CABC			120 VAC	1/8-27 left	None
▲ BGA171AEH-1CAAC			25 VAC	None	None
▲ BGA171AEJ-1CAAC			120 VAC	None	None
▲ BGA171AEK-1CABC			240 VAC	1/8-27 left	None
▲ BGA171AEK-1CDAC			240 VAC	None	1/8-27 left and right
▲ BGA171AEK-1DAAC			240 VAC	None	None
▲ BGA171AGH-1CAAC			3/4 in. x 3/4 in.	290,000	25 VAC
▲ BGA171AGJ-1CAAC	120 VAC	None			None

▲ means bulk pack is available upon request.

Notes: DIN connectors are available; see Accessory section page 87.
 Inlet screen available upon request.
 Flange connection available 1/2 NPT, BSPT only; see page 90.

WARNING: This product can expose you to chemicals including Carbon Black, which is known to the State of California to cause Cancer. For more information, go to www.P65warnings.ca.gov



BASO Gas Products LLC

BGA158, BGA171 and BGA110 Series

Description

BGA158, 171 and 110 Series automatic gas valves are electrically operated shut-off valves that are normally in the closed position and open on an electrical demand signal from a thermostat or other controlling device. The BGA158, BGA171 and BGA110 can be operated with natural gas or LP at pressures up to 0.5 psi. Typical applications are agricultural heating equipment, commercial cooking equipment, wall furnaces or other heating equipment. Their compact size permits installation in space-restrictive applications.

Specifications

- Rated inlet pressure: 0.5 psi
- Available voltages: 12 VDC, 25 VDC, 25 VAC, 120 VAC, 240 VAC

- Inlet/Outlet sizes: 1/4 cc, 3/8 cc, 1/2 cc, 1/8, 1/4, 3/8, 1/2, 3/4, 1 NPT or BSPP, BSPT (UL or AGA only)
- Pilot/pressure tap sizes: 1/8 NPT or BSPP
- Permissible ambient (surface) temperature: -20° to 175°F (-29° to 79°C)

Agency Listing

- CSA (AGA/CGA) Certificate number 229521-1656058
- UL Recognized File number MH5939
- Australian Gas Association Certificate number 4235



Selection Chart

Part Number	Inlet and Outlet Female NPT	Natural Gas Capacity Btu/hr at 1 in. Pressure Drop	Voltage (50/60 Hz)	Pilot Tap NPT	Pressure Tap NPT
▲ BGA158EAA-1CAAC	1/8 in. x 1/8 in.	70,000	12 VDC	None	None
▲ BGA158EAC-1CAAC			25 VAC	None	None
▲ BGA158EAD-1CAAC			120 VAC	None	None
▲ BGA158EBA-1CAAC	1/4 in. x 1/4 in.	100,000	12 VDC	None	None
▲ BGA158EBC-1CBAC			25 VAC	None	1/8-27 NPT left
▲ BGA158EMC-1CAAC	1/4 in. cc x 1/4 in. cc	42,000	25 VAC	None	None
▲ BGA158ECA-1CAAC	3/8 in. x 3/8 in.	115,000	12 VDC	None	None
▲ BGA158ECD-1CAAC			120 VAC	None	None
▲ BGA158ECE-1CAAC			240 VAC	None	None
▲ BGA171EDA-1CAAC	1/2 in. x 1/2 in.	265,000	12 VDC	None	None
▲ BGA171EDC-1CAAC			25 VAC	None	None
▲ BGA171EDD-1CAAC			120 VAC	None	None
▲ BGA171EDD-1DAAC			120 VAC	None	None
▲ BGA171EFA-1CAAC	3/4 in. x 3/4 in.	290,000	12 VDC	None	None
▲ BGA171EFC-1CAAC			25 VAC	None	None
▲ BGA171EFD-1CAAC			120 VAC	None	None
▲ BGA171EFE-1CAAC			240 VAC	None	None
▲ BGA110EHF-1CAAC	3/4 in. x 3/4 in.	430,000	12 VDC	None	None
▲ BGA110EHH-1CAAC			25 VAC	None	None
▲ BGA110EHJ-1CAAC			120 VAC	None	None
▲ BGA110EJH-1CAAC	1 in. x 1 in.	500,000	25 VAC	None	None
▲ BGA110EJJ-1CAAC			120 VAC	None	None
▲ BGA110EJK-1CAAC			240 VAC	None	None

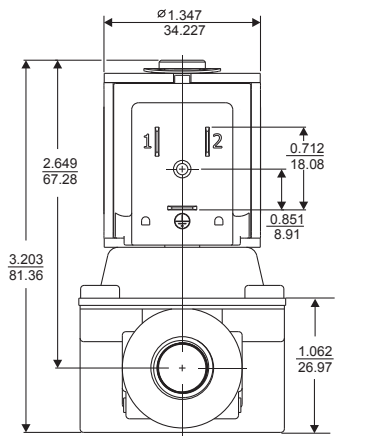
▲ means bulk pack is available upon request.

Notes: DIN connectors are available; see Accessory section page 87.

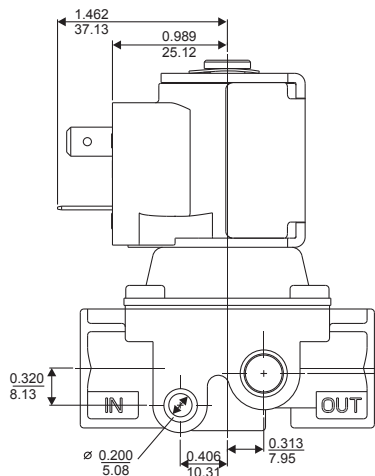
Inlet screen available upon request.

Flange connection available 3/8 or 1/2 NPT, BSPT only; see page 90.

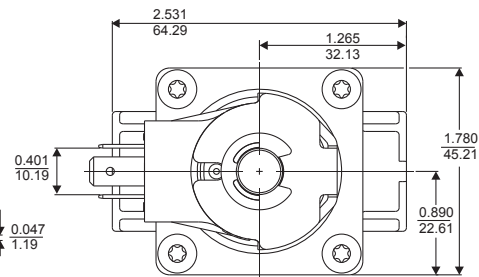




Inlet View

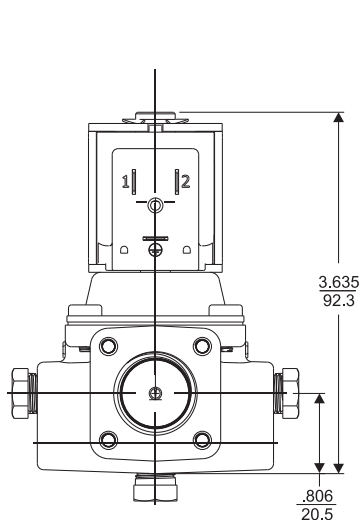


Right Side View

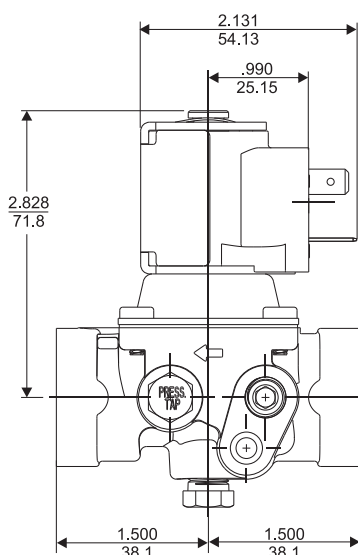


Top View

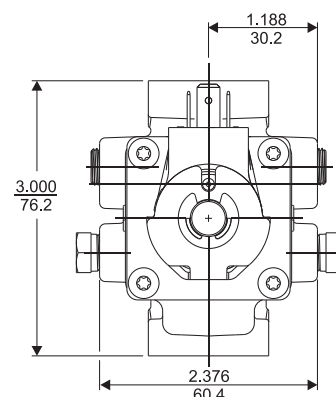
BGA158 dimensions



Inlet View

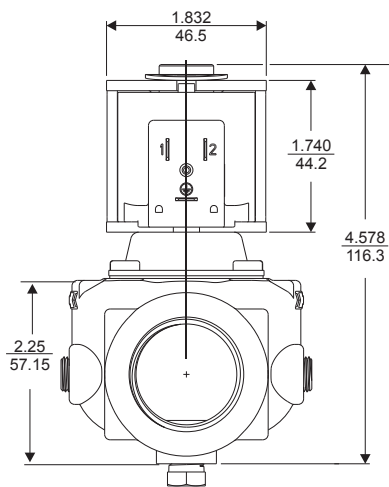


Left Side View

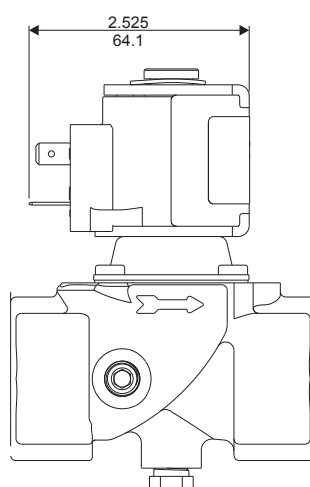


Top View

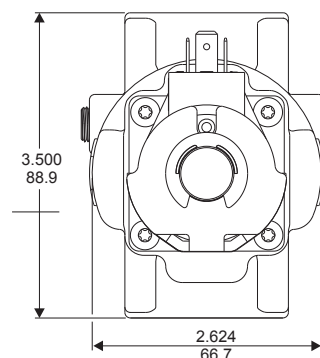
BGA171 dimensions



Inlet View



Right Side View



Top View

BGA110 dimensions



BASO Gas Products LLC

H91-Rev B Series BASOTROL® Automatic Gas Valve

Description

H91-Rev B Series automatic gas valves are electrically operated shut-off valves that automatically open and close on an electrical demand signal from a thermostat or other controlling device. Typical applications include heaters, wall furnaces, commercial cooking equipment, water heaters, boilers, generators, commercial dryers and similar applications. The H91 can be used with natural gas or LP at pressures up to 0.5 psi. Several cover options are available.

Specifications

- Rated inlet pressure: 0.5 psi
- Permissible ambient (surface) temperature: -20° to 175°F (-40° to 79°C)

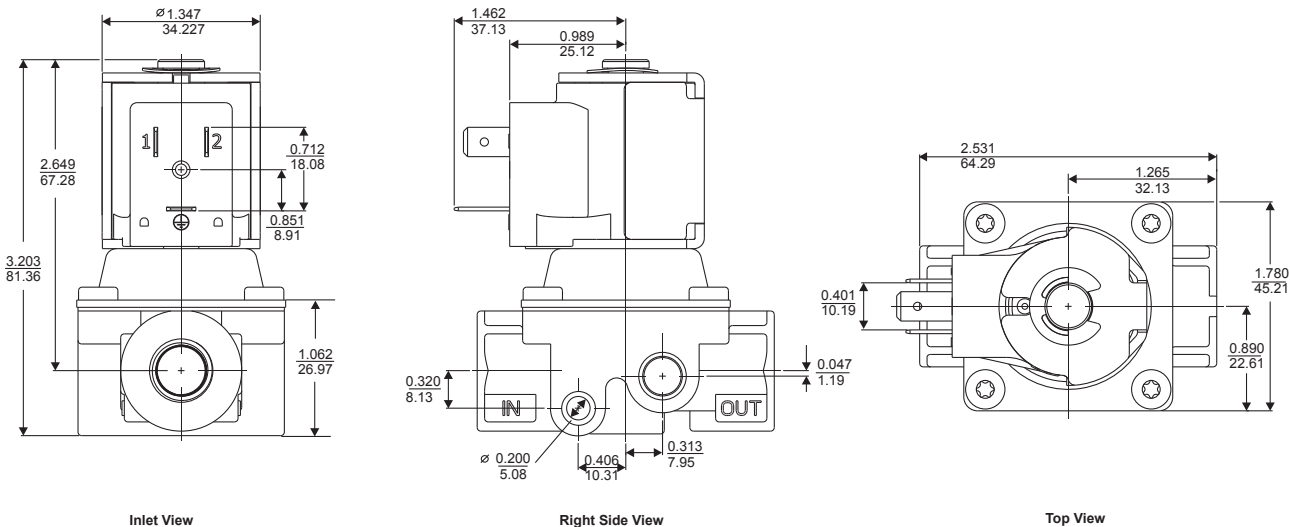
Agency Listing

- CSA (AGA/CGA) Certificate number 229521-1656058
- Australian Gas Association Certificate number 4235 (H91A_, B_, C_, D_, E_, L_ and M_ models only [excludes models H91_V])
- UL Recognized File number MH5939

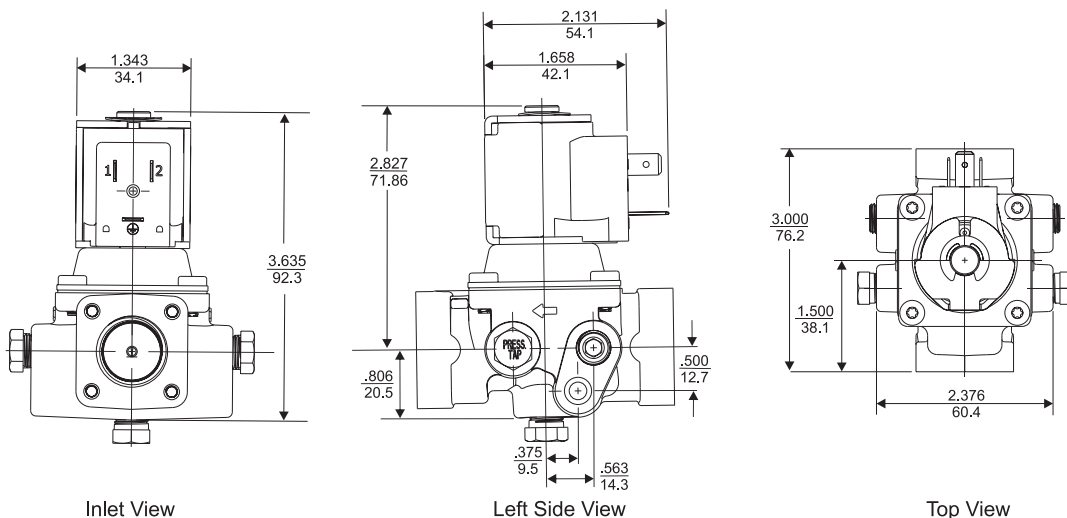
Note: DIN connectors are available; see Accessory section page 87.



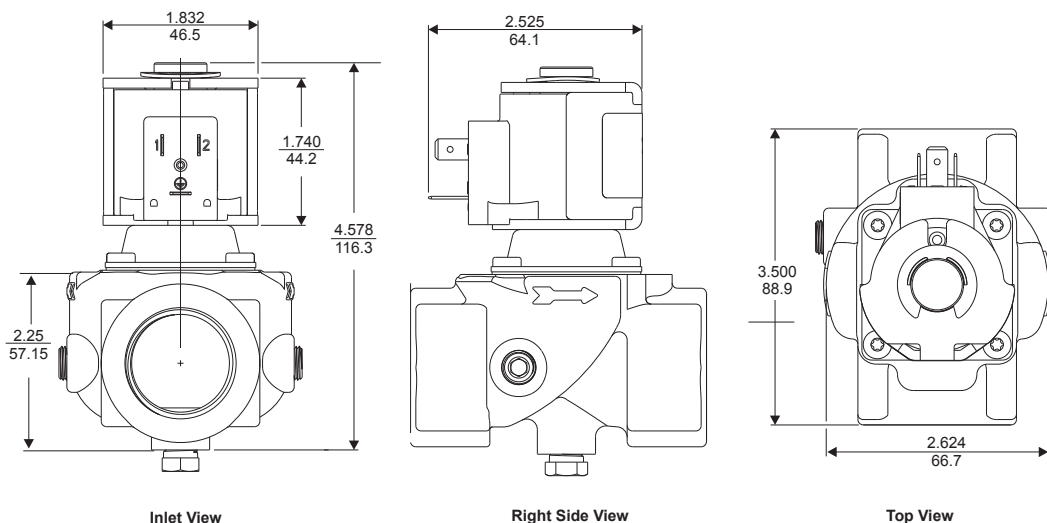
 **WARNING:** This product can expose you to chemicals including Carbon Black, which is known to the State of California to cause Cancer. For more information, go to www.P65warnings.ca.gov



H91AA, AG, BA, CA, CG, CS, SA, SG, VA, WA, WG, WS, AAA, AAG, ABA, ABG, ACA, ACG Dimensions (in./mm)



H91DA, DB, DG, DS, EA, EG, ES, EV, JV, RS, RV, ADA, ADG, ARA, ARG Dimensions (in./mm)



H91LA, LG, MA, MG, AMA, AMG Dimensions (in./mm)

Selection Chart

Part Number	Inlet/Outlet NPT	Natural Gas Capacity Btu/hr at 1 in. Pressure Drop	Voltage (AC unless noted)	Pilot Tap NPT	Pressure Tap NPT	Leads/Tabs (when looking at the inlet)
H91AA-4C Rev B	1/8 in. x 1/8 in.	70,000	120V	None	None	30"/Conduit DIN
H91AA-5C Rev B	1/8 in. x 1/8 in.	70,000	120V	None	None	30"/Conduit DIN
H91AA-6C Rev B	1/8 in. x 1/8 in.	70,000	120V	None	1/8-27 L	30"/Conduit DIN
H91AA-7C Rev B	1/8 in. x 1/8 in.	70,000	120V	None	None	60"/Conduit DIN
H91AG-2C Rev B	1/8 in. x 1/8 in.	70,000	25V	None	None	1/4 Tab
H91BA-11C Rev B	1/4 in. x 1/4 in.	100,000	120V	None	None	90"/Conduit DIN
H91BA-3C Rev B	1/4 in. x 1/4 in.	100,000	120V	None	None	30"/Conduit DIN
H91BA-7C Rev B	1/4 in. x 1/4 in.	100,000	120V	None	None	40"/Conduit DIN
H91BG-2C Rev B	1/4 in. x 1/4 in.	100,000	25V	None	1/8-27 R	20"/Conduit DIN
H91BG-6C Rev B	1/4 in. x 1/4 in.	100,000	25V	None	1/8-27 R	1/4 Tab
H91BG-7C Rev B	1/4 in. x 1/4 in.	100,000	25V	None	1/8-27 R	1/4 Tab
H91CA-12C Rev B	3/8 in. x 3/8 in.	115,000	120V	None	None	50"/Conduit DIN
H91CA-15C Rev B	3/8 in. x 3/8 in.	115,000	120V	1/8-27 L&R	1/8-27 Bottom	30"/Conduit DIN
H91CA-16C Rev B	3/8 in. x 3/8 in.	115,000	120V	None	None	30"/Straight DIN
H91CA-18C Rev B	3/8 in. x 3/8 in.	115,000	120V	None	1/8-27 R	30"/Conduit DIN
H91CA-21C Rev B	3/8 in. x 3/8 in.	115,000	120V	None	None	1/4 Tab
H91CA-23C Rev B	3/8 in. x 3/8 in.	115,000	120V	None	1/8-27 L&R	1/4 Tab
H91CA-24C Rev B	3/8 in. x 3/8 in.	115,000	120V	None	1/8-27 L	10"/Conduit DIN
H91CA-27C Rev B	3/8 in. x 3/8 in.	115,000	120V	None	1/8-27 L&R	1/4 Tab
H91CA-28C Rev B	3/8 in. x 3/8 in.	115,000	120V	None	None	50"/Conduit DIN
H91CA-32C Rev B	3/8 in. x 3/8 in.	115,000	120V	None	1/8-27 L	1/4 Tab
H91CA-33C Rev B	3/8 in. x 3/8 in.	115,000	120V	None	1/8-27 L	1/4 Tab
H91CA-34C Rev B	3/8 in. x 3/8 in.	115,000	120V	None	1/8-27 L	10"/Conduit DIN
H91CA-35C Rev B	3/8 in. x 3/8 in.	115,000	120V	None	1/8-27 L	10"/Conduit DIN
H91CA-36C Rev B	3/8 in. x 3/8 in.	115,000	120V	None	None	10"/Conduit DIN
H91CA-37C Rev B	3/8 in. x 3/8 in.	115,000	120V	None	None	10"/Conduit DIN
H91CA-38C Rev B	3/8 in. x 3/8 in.	115,000	120V	None	1/8-27 L	10"/Conduit DIN
H91CA-39C Rev B	3/8 in. x 3/8 in.	115,000	120V	None	1/8-27 L	10"/Conduit DIN
H91CA-40C Rev B	3/8 in. x 3/8 in.	115,000	120V	None	None	10"/Conduit DIN
H91CG-12C Rev B	3/8 in. x 3/8 in.	115,000	25V	1/8-27 L&R	1/8-27 Bottom	30"/Conduit DIN
H91CG-15C Rev B	3/8 in. x 3/8 in.	115,000	25V	None	1/8-27 Bottom	1/4 Tab
H91CG-17C Rev B	3/8 in. x 3/8 in.	115,000	25V	None	None	50"/Conduit DIN
H91CG-8C Rev B	3/8 in. x 3/8 in.	115,000	25V	None	None	1/4 Tab
H91CS-10C Rev B	3/8 in. x 3/8 in.	115,000	240V	1/8-27 L&R	None	10"/Conduit DIN
H91CS-9C Rev B	3/8 in. x 3/8 in.	115,000	240V	None	None	30"/Conduit DIN
H91DA-11C Rev B	1/2 in. x 1/2 in.	240,000	120V	None	None	30"/Conduit DIN
H91DA-12C Rev B	1/2 in. x 1/2 in.	240,000	120V	None	None	1/4 Tab
H91DA-13C Rev B	1/2 in. x 1/2 in.	240,000	120V	None	None	1/4 Tab
H91DA-1C Rev B	1/2 in. x 1/2 in.	240,000	120V	None	None	30"/Conduit DIN
H91DA-6C Rev B	1/2 in. x 1/2 in.	240,000	120V	None	1/8-27 L	10"/Conduit DIN
H91DA-7C Rev B	1/2 in. x 1/2 in.	240,000	120V	None	1/8-27 Bottom	1/4 Tab
H91DA-8C Rev B	1/2 in. x 1/2 in.	240,000	120V	1/8-27 R	1/8-27 L	50"/Conduit DIN
H91DB-2C Rev B	1/2 in. x 1/2 in.	240,000	240V	None	None	1/4 Tab
H91DG-11C Rev B	1/2 in. x 1/2 in.	240,000	25V	1/8-27 R	None	1/4 Tab

Part Number	Inlet/Outlet NPT	Natural Gas Capacity Btu/hr at 1 in. Pressure Drop	Voltage (AC unless noted)	Pilot Tap NPT	Pressure Tap NPT	Leads/Tabs (when looking at the inlet)
H91DG-12C Rev B	1/2 in. x 1/2 in.	240,000	25V	None	None	30"/Conduit DIN
H91DG-13C Rev B	1/2 in. x 1/2 in.	240,000	25V	None	None	30"/Conduit DIN
H91DG-2C Rev B	1/2 in. x 1/2 in.	240,000	25V	None	None	1/4 Tab
H91DG-4C Rev B	1/2 in. x 1/2 in.	240,000	25V	None	None	30"/Conduit DIN
H91DS-1C Rev B	1/2 in. x 1/2 in.	240,000	208/240V	None	None	30"/Conduit DIN
H91DS-3C Rev B	1/2 in. x 1/2 in.	240,000	208/240V	1/8-27 R	1/8-27 L	50"/Conduit DIN
H91EA-1C Rev B	1/2 in. x 1/2 in.	311,000	120V	None	None	30"/Conduit DIN
H91EA-3C Rev B	1/2 in. x 1/2 in.	311,000	120V	None	None	30"/Straight DIN
H91EA-5C Rev B	1/2 in. x 1/2 in.	311,000	120V	1/8-27 L&R	1/8-27 L&R	30"/Conduit DIN
H91EA-6C Rev B	1/2 in. x 1/2 in.	311,000	120V	None	None	30"/Conduit DIN
H91EA-8C Rev B	1/2 in. x 1/2 in.	311,000	120V	1/8-27 L&R	1/8-27 L&R	40"/Conduit DIN
H91EG-7C Rev B	1/2 in. x 1/2 in.	311,000	25V	1/8-27 L&R	1/8-27 L&R	1/4 Tab
H91ES-1C Rev B	1/2 in. x 1/2 in.	311,000	208/240V	1/8-27 L&R	1/8-27 L&R	30"/Conduit DIN
H91ES-3C Rev B	1/2 in. x 1/2 in.	311,000	208/240V	1/8-27 L&R	1/8-27 L&R	40"/Conduit DIN
H91EV-1C Rev B	1/2 in. x 1/2 in.	311,000	12VDC	None	None	1/4 Tab
H91EV-3C Rev B	1/2 in. x 1/2 in.	311,000	12VDC	None	1/8-27 L	1/4 Tab
H91JV-1C Rev B	1/2 in. x 1/2 in.	240,000	12VDC	None	None	1/4 Tab
H91JV-2C Rev B	1/2 in. x 1/2 in.	240,000	12VDC	None	None	1/4 Tab
H91LA-13C Rev B	3/4 in. x 3/4 in.	430,000	120V	None	None	30"/Conduit DIN 4 pin term
H91LA-1C Rev B	3/4 in. x 3/4 in.	430,000	120V	None	None	30"/Conduit DIN
H91LA-2C Rev B	3/4 in. x 3/4 in.	430,000	120V	None	None	30"/Conduit DIN
H91LA-6C Rev B	3/4 in. x 3/4 in.	430,000	120V	None	1/8-27 L	10"/Conduit DIN
H91LA-8C Rev B	3/4 in. x 3/4 in.	430,000	120V	None	None	50"/Conduit DIN
H91LG-12C Rev B	3/4 in. x 3/4 in.	430,000	25V	1/8-27 R	1/8-27 Bottom	30"/Conduit DIN
H91LG-14C Rev B	3/4 in. x 3/4 in.	430,000	25V	1/8-27 R	1/8-27 Bottom	1/4 Tab
H91LG-15C Rev B	3/4 in. x 3/4 in.	430,000	25V	None	None	30"/Conduit DIN
H91LG-7C Rev B	3/4 in. x 3/4 in.	430,000	25V	None	1/8-27 Bottom	30"/Straight DIN
H91LG-8C Rev B	3/4 in. x 3/4 in.	430,000	25V	None	1/8-27 L	1/4 Tab
H91LG-9C Rev B	3/4 in. x 3/4 in.	430,000	25V	None	1/8-27 R	1/4 Tab
H91MA-2C Rev B	1 in. x 1 in.	505,000	120V	None	None	40"/Conduit DIN
H91MA-4C Rev B	1 in. x 1 in.	505,000	120V	1/8-27 L&R	1/8-27 Bottom	30"/Conduit DIN
H91MA-5C Rev B	1 in. x 1 in.	505,000	120V	None	None	30"/Conduit DIN
H91MB-1C Rev B	1 in. x 1 in.	505,000	240V	1/8-27 L&R	1/8-27 Bottom	30"/Conduit DIN
H91MG-1C Rev B	1 in. x 1 in.	505,000	25V	None	None	1/4 Tab
H91MG-3C Rev B	1 in. x 1 in.	505,000	25V	None	1/8-27 Bottom	30"/Straight DIN
H91MG-6C Rev B	1 in. x 1 in.	505,000	25V	None	1/8-27 Bottom	30"/Conduit DIN
H91MG-8C Rev B	1 in. x 1 in.	505,000	25V	1/8-27 L&R	1/8-27 Bottom	1/4 Tab
H91MG-9C Rev B	1 in. x 1 in.	505,000	25V	None	None	30"/Conduit DIN
H91RA-1C Rev B	3/4 in. x 3/4 in.	325,000	120V	1/8-27 R	1/8-27 L	50"/Conduit DIN
H91RA-2C Rev B	3/4 in. x 3/4 in.	325,000	120V	1/8-27 L&R	None	30"/Conduit DIN
H91RA-4C Rev B	3/4 in. x 3/4 in.	325,000	120V	1/8-27 L&R	None	30"/Conduit DIN
H91RA-5C Rev B	3/4 in. x 3/4 in.	325,000	120V	1/8-27 L&R	1/8-27 L&R	30"/Conduit DIN
H91RA-6C Rev B	3/4 in. x 3/4 in.	325,000	120V	None	None	1/4 Tab
H91RB-1C Rev B	3/4 in. x 3/4 in.	325,000	240	None	None	30"/Conduit DIN
H91RG-1C Rev B	3/4 in. x 3/4 in.	325,000	25V	1/8-27 L&R	1/8-27 Bottom	1/4 Tab

Part Number	Inlet/Outlet NPT	Natural Gas Capacity Btu/hr at 1 in. Pressure Drop	Voltage (AC unless noted)	Pilot Tap NPT	Pressure Tap NPT	Leads/Tabs (when looking at the inlet)
H91RG-2C Rev B	3/4 in. x 3/4 in.	325,000	25V	None	1/8-27 L&R	1/4 Tab
H91RG-3C Rev B	3/4 in. x 3/4 in.	325,000	25V	None	None	30"/Conduit DIN
H91RS-1C Rev B	3/4 in. x 3/4 in.	325,000	208/240V	1/8-27 L&R	None	30"/Conduit DIN
H91RS-2C Rev B	3/4 in. x 3/4 in.	325,000	208/240V	1/8-27 L&R	None	30"/Conduit DIN
H91RS-3C Rev B	3/4 in. x 3/4 in.	325,000	208/240V	1/8-27 L&R	1/8-27 L&R	30"/Conduit DIN
H91RS-4C Rev B	3/4 in. x 3/4 in.	325,000	208/240V	1/8-27 L&R	None	30"/Conduit DIN
H91RV-1C Rev B	3/4 in. x 3/4 in.	325,000	12VDC	1/8-27 L&R	1/8-27 Bottom	1/4 Tab
H91RV-2C Rev B	3/4 in. x 3/4 in.	325,000	12VDC	1/8-27 L&R	1/8-27 Bottom	1/4 Tab
H91VA-1C Rev B	3/8 in. cc x 3/8 in. cc	55,000	120V	None	None	1/4 Tab
H91WA-4C Rev B	1/4 in. cc x 1/4 in. cc	42,000	120V	None	1/8-27 L	30"/Conduit DIN
H91WG-1C Rev B	1/4 in. cc x 1/4 in. cc	42,000	25V	None	None	1/4 Tab
H91WG-6C Rev B	1/4 in. cc x 1/4 in. cc	42,000	25V	None	None	30"/Conduit DIN
H91WG-7C Rev B	1/4 in. cc x 1/4 in. cc	42,000	25V	None	None	20"/Straight DIN
H91WS-2C Rev B	1/4 in. cc x 1/4 in. cc	42,000	208/240V	None	None	20"/Straight DIN



BASO Gas Products LLC

H96 Series BASOTROL® Gas Valve Class B

Description

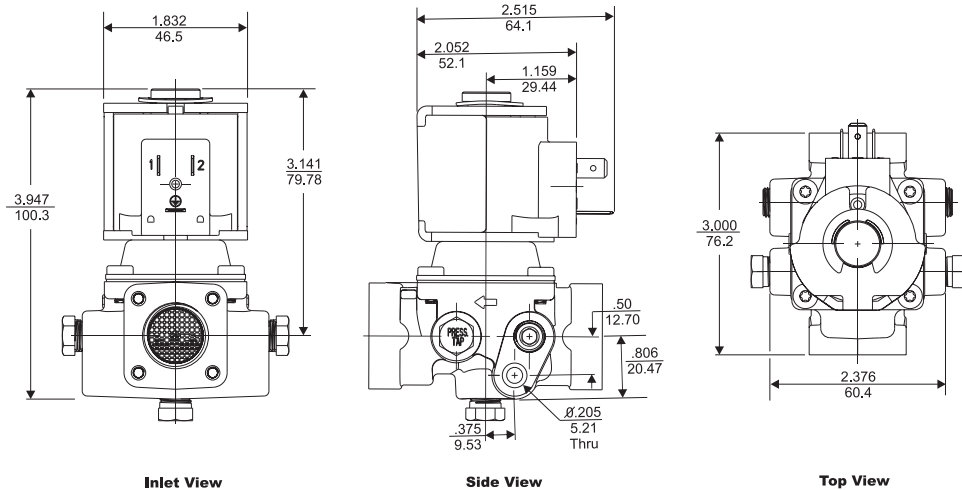
H96 Series automatic gas valves are electrically operated shut-off valves that automatically open and close on an electrical demand signal from a thermostat or other controlling device. Typical applications include heaters, wall furnaces, commercial cooking equipment and similar applications. The H96 can be used with natural gas or LP at pressures up to 35 mbar (0.5 psi). Its compact size permits installation in space-restrictive applications.

Specifications

- Maximum working pressure: 100 mbar
- Permissible ambient (surface) temperature: -29° to 79°C (-20° to 175°F)

Agency Listing

- CE Approval EC-87/05/041
- CSA (AGA/CGA) Certificate number 229521-1656058



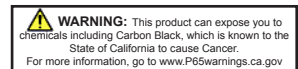
H96 Dimensions (mm/in.)

Selection Chart

Part Number	Inlet and Outlet Female NPT	Natural Gas Capacity Btu/hr at 1 in. Pressure Drop	Voltage (50/60 Hz)	Pilot Tap NPT	Pressure Tap NPT
H96BADE-1C	1/2 in. x 1/2 in.	240,000	25 VAC	1/8-27 left and right	1/8-27 bottom
H96BEDE-1C			120 VAC		
H96CADE-1C	3/4 in. x 3/4 in.	325,000	25 VAC		
H96CEDE-1C			120 VAC		
▲ H96CAA-1C			240 VAC	None	None
▲ H96CAC-1C				None	1/8-27 right

▲ means bulk pack is available upon request.

Note: DIN connectors are available; see Accessory section page 87.





BASO Gas Products LLC

H96 Cross Reference to BGA Series

H96 to BGA171 Conversion

Part Number	Inlet and Outlet Female NPT	Voltage (50/60 Hz)	Pilot Tap NPT	Pressure Tap NPT	BGA Replacement	Functional or Exact Replacement
H96BADE-1C	1/2 in. x 1/2 in.	25 VAC	1/8-27 left and right	1/8-27 bottom	BGA171AEH-1ADDC	Exact
H96BEDE-1C		120 VAC			BGA171AEJ-1ADDC	Exact
H96CADE-1C	25 VAC	BGA171AGH-1ADDC			Exact	
H96CEDE-1C	120 VAC	BGA171AGJ-1ADDC			Exact	
H96CAA-1C	3/4 in. x 3/4 in.	240 VAC	None	None	BGA171AGK-1DAAC	Exact
H96CMAC-1C				1/8-27 right	BGA171AGK-1DACC	Exact



BASO Gas Products LLC

BGC258 Series Combination Gas Valve

Description

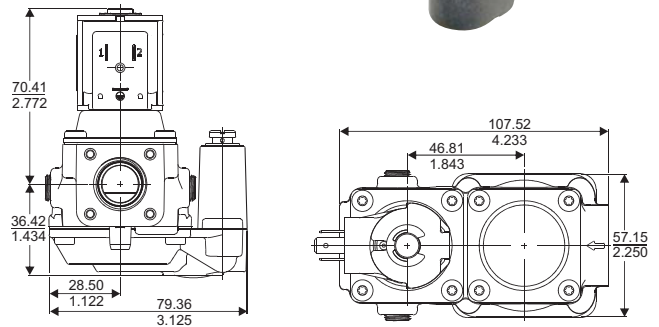

BGC258 Series combination gas valves have a single operator combined with a pressure regulator for gas systems that want the capability to regulate with a single coil operator. Pilot gas is regulated based on the valve regulation setting. The BGC258 Series can be used with natural gas, LP or LP-air mixed gas at pressures up to 0.5 psi. Typical applications are heater equipment, commercial cooking equipment, rooftops and agricultural equipment. Field-serviceable regulator conversion kits are available to switch from LP to natural gas or natural gas to LP; see page 85.

Specifications

- Rated inlet pressure: 0.5 psi
- Available voltages: 12 VDC, 25 VDC, 25 VAC, 120 VAC, 240 VAC
- Inlet/Outlet sizes: 3/8, 1/2 NPT or BSPT
- Pilot/Pressure tap sizes: 1/8 NPT or BSPT
- Permissible ambient (surface) temperature: -20° to 175°F (-29° to 79°C)
- Natural gas capacity Btu/hr at 1 in. pressure drop: 95,000 for 3/8 NPT
100,000 for 1/2 NPT

Agency Listing

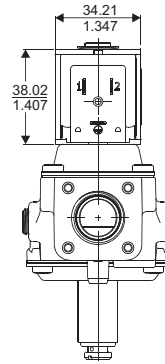
- CSA (AGA/CGA) Certificate number 229521-1656041
- Australian Gas Association certificate number 7934



Outlet View

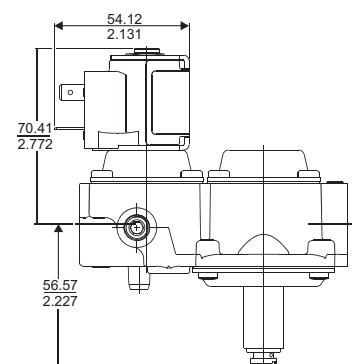
Top Adjust Regulator

Top View



Outlet View

Bottom Adjust Regulator



Left Side View

Selection Chart

Part Number	Inlet and Outlet Female NPT	Voltage (50/60 Hz)	Pilot Tap NPT	Pressure Tap	Regulator Adjustment
BGC258HBC-1CAGDC	1/2 in. x 1/2 in.	25 VAC	1/8-27 left and right	M5 x 0.8 bottom	Bottom
▲ BGC258HBE-1CBGDC	1/2 in. x 1/2 in.	25 VAC	1/8-27 left and right	M5 x 0.8 bottom	Top

▲ means bulk pack is available upon request.

Notes: DIN connectors are available; see Accessory section on page 87.

Inlet screen available upon request.

Flange connection available 3/8 or 1/2 NPT, BSPT only; see page 90.





BASO Gas Products LLC

BGC258 Series Combination Gas Valve Class B

Description

BGC258 Series combination gas valves have a single operator combined with a pressure regulator for gas systems that want the capability to regulate with a single coil operator. Pilot gas is regulated based on the valve regulation setting. The BGC258 Series can be used with natural gas, LP or LP-air mixed gas at pressures up to 35 mbar (0.5 psi). Typical applications are heater equipment, commercial cooking equipment, rooftops and agricultural equipment. Field-serviceable regulator conversion kits are available to switch from LP to natural gas or natural gas to LP; see page 85.

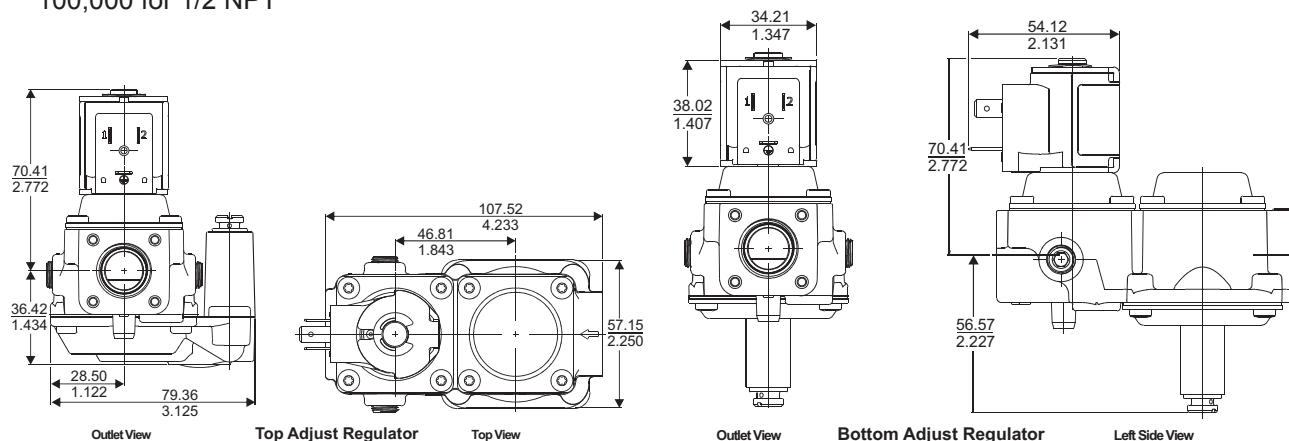
Specifications

- Maximum working pressure: 50 mbar
- Available voltages: 12 VDC, 25 VDC, 25 VAC, 120 VAC, 240 VAC
- Inlet/Outlet sizes: 3/8, 1/2 NPT or BSPT
- Pilot/Pressure tap sizes: 1/8 NPT or BSPT
- Permissible ambient (surface) temperature: -29° to 79°C (-20° to 175°F)
- Natural gas capacity Btu/hr at 1 in. pressure drop: 95,000 for 3/8 NPT
100,000 for 1/2 NPT



Agency Listing

- EC Type Examination Certification number CE 689492 GAR
- CSA (AGA/CGA) Certificate number 229521-1656041
- Australian Gas Association certificate number 7934



BGC258 Dimensions (mm/in.)

Selection Chart

Part Number	Inlet and Outlet Female NPT	Voltage (50/60 Hz)	Pilot Tap NPT	Pressure Tap	Regulator Adjustment
BGC258BBC-1CAGDC	1/2 in. x 1/2 in.	25 VAC	1/8-27 left and right	M5 x 0.8 bottom	Bottom
BGC258BBE-1CBGDC	1/2 in. x 1/2 in.	25 VAC	1/8-27 left and right	M5 x 0.8 bottom	Top

Notes: DIN connectors are available; see Accessory section on page 87.

Inlet screen available upon request.

Flange connection available 3/8 or 1/2 NPT, BSPT only; see page 90.

WARNING: This product can expose you to chemicals including Carbon Black, which is known to the State of California to cause Cancer. For more information, go to www.P65warnings.ca.gov



BASO Gas Products LLC

BGC278 Series Combination Gas Valve

Description

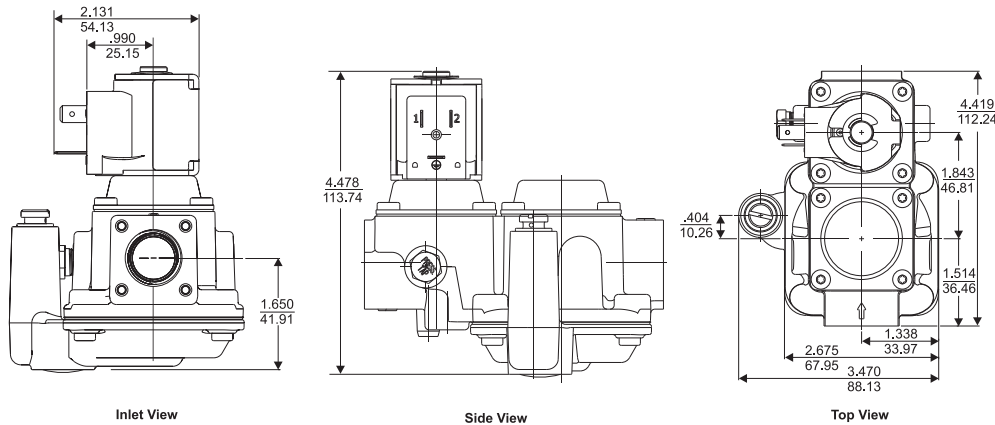

BGC278 Series combination gas valves have a single operator combined with a pressure regulator for gas systems that want the capability to regulate with a single coil operator. Pilot gas is regulated based on the valve regulation setting. Typical applications are heater equipment, commercial cooking equipment, rooftops and agricultural equipment. The BGC278 Series can be used with natural gas, LP or LP-air mixed gas at pressures up to 0.5 psi. Field-serviceable regulator conversion kits are available to switch from LP to natural gas or natural gas to LP; see page 93.

Specifications

- Rated inlet pressure: 0.5 psi
- Available voltages: 12 VDC, 25 VDC, 25 VAC, 120 VAC, 240 VAC
- Inlet/Outlet sizes: 1/2, 3/4 NPT or BSPT
- Pilot/Pressure tap sizes: 1/8 NPT or BSPT
- Permissible ambient (surface) temperature: -20° to 175°F (-29° to 79°C)
- Natural gas capacity Btu/hr at 1 in. pressure drop: 190,000

Agency Listing

- CSA (AGA/CGA) Certificate number 229521-1656041
- Australian Gas Association certificate number 7934



BGC278 Dimensions (in./mm)

Selection Chart

Part Number	Inlet and Outlet Female NPT	Voltage (50/60 Hz)	Pilot Tap NPT	Pressure Tap	Regulator Adjustment
BGC278HBC-1CAGDC	1/2 in. x 1/2 in.	25 VAC	1/8-27 left and right	M5 x 0.8 bottom	Bottom
BGC278HBE-1CBGDC	1/2 in. x 1/2 in.	25 VAC	1/8-27 left and right	M5 x 0.8 bottom	Top

Notes: DIN connectors are available; see Accessory section on page 87.
 Inlet screen available upon request.
 Flange connection available 1/2 NPT, BSPT only; see page 90.

WARNING: This product can expose you to chemicals including Carbon Black, which is known to the State of California to cause Cancer. For more information, go to www.P65warnings.ca.gov



BASO Gas Products LLC


BGC278 Series Combination Gas Valve Class B

Description

BGC278 Series combination gas valves have a single operator combined with a pressure regulator for gas systems that want the capability to regulate with a single coil operator. Pilot gas is regulated based on the valve regulation setting. Typical applications are heater equipment, commercial cooking equipment, rooftops and agricultural equipment. The BGC278 Series can be used with natural gas, LP or LP-air mixed gas at pressures up to 35 mbar (0.5 psi). Field-serviceable regulator conversion kits are available to switch from LP to natural gas or natural gas to LP; see page 93.

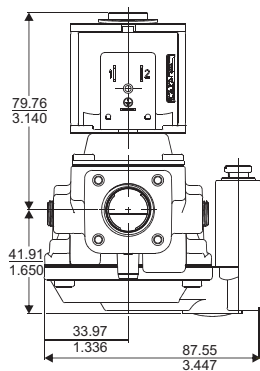
Specifications

- Maximum working pressure: 100 mbar
- Available voltages: 12 VDC, 25 VDC, 25 VAC, 120 VAC, 240 VAC
- Inlet/Outlet sizes: 1/2, 3/4 NPT or BSPT
- Pilot/Pressure tap sizes: 1/8 NPT or BSPT
- Permissible ambient (surface) temperature: -29° to 79°C (-20° to 175°F)
- Natural gas capacity Btu/hr at 1 in. pressure drop: 190,000

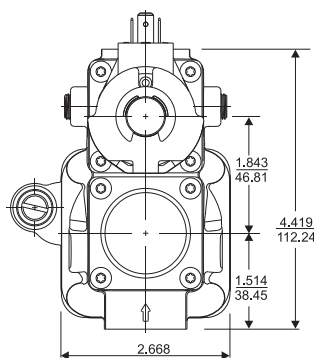


Agency Listing

- EC Type Examination Certification number CE 689492 GAR
- CSA (AGA/CGA) Certificate number 229521-1656041
- Australian Gas Association certificate number 7934

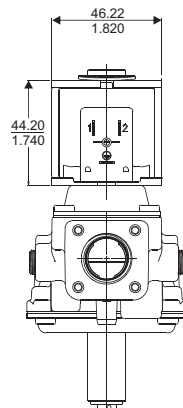


Outlet View

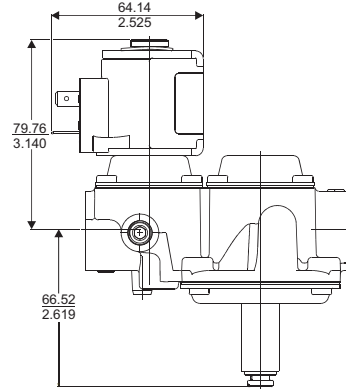


Top View

Top Adjust Regulator



Outlet View



Left Side View

Bottom Adjust Regulator

BGC278 Dimensions (mm/in.)

Selection Chart

Part Number	Inlet and Outlet Female NPT	Voltage (50/60 Hz)	Pilot Tap NPT	Pressure Tap	Regulator Adjustment
BGC278BFC-1CAGDC	1/2 in. x 1/2 in.	25 VAC	1/8-27 left and right	M5 x 0.8 bottom	Bottom
BGC278BFE-1CBGDC	1/2 in. x 1/2 in.	25 VAC	1/8-27 left and right	M5 x 0.8 bottom	Top

Notes: DIN connectors are available; see Accessory section on page 87.

Inlet screen available upon request.

Flange connection available 1/2 NPT, BSPT only; see page 90.





BASO Gas Products LLC

BGD258 Series Redundant Gas Valve Class A

Electrically Operated Gas Valves

Description

BGD258 Series redundant gas valves operate at a higher gas pressure than our traditional valve series. BASO® offers this valve series only in non-regulated versions. The BGD258 Series can be used with natural gas or LP at pressures up to 138 mbar (2.0 psi). Typical applications are cooking equipment and other heating equipment that require higher flow rates.

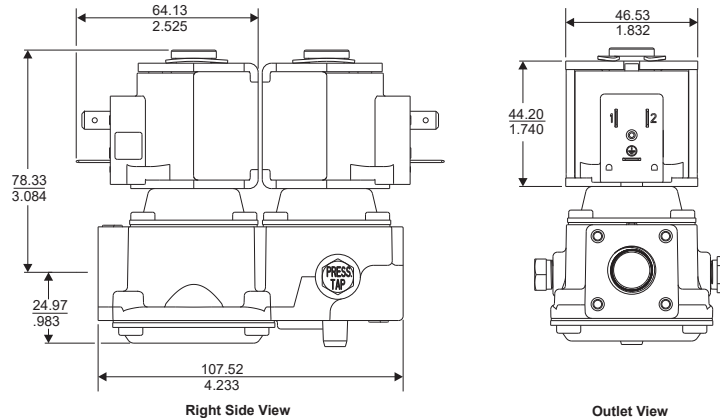
Specifications

- Maximum working pressure: 138 mbar
- Available voltages: 12 VDC, 25 VDC, 25 VAC, 120 VAC, 240 VAC
- Inlet/Outlet sizes: 3/8, 1/2 NPT or BSPT
- Pilot/Pressure tap sizes: 1/8 NPT or BSPT
- Permissible ambient (surface) temperature: -29° to 79°C (-20° to 175°F)



Agency Listing

- EC Type Examination Certification number CE 689492 GAR
- CSA (AGA/CGA) Certificate number 229521-1656041
- UL Recognized File number MH5939
- Australian Gas Association Certificate number



BGD258 Dimensions (mm/in.)

Selection Chart

Part Number	Inlet and Outlet Female NPT	Natural Gas Capacity Btu/hr at 0.2 PSI Pressure Drop	Voltage (50/60 Hz)	Pilot Tap NPT	Pressure Tap NPT
▲ BGD258AGA-1AAAGC	3/8 in. x 3/8 in.	300,000	120 VAC	None	1/8-27 right & left
▲ BGD258BHA-1AAAGC	1/2 in. x 1/2 in.	350,000	240 VAC	None	1/8-27 right & left
▲ BGD258HFA-1AAAGC	1/2 in. x 1/2 in.	350,000	25 VAC	None	1/8-27 right & left

▲ means bulk pack is available upon request.

Notes: DIN connectors are available; see Accessory section on page 87.

Inlet screen available upon request.

Flange connection available 1/8 or 1/2 NPT, BSPT only; see page 90.



Only licensed service professionals of the original equipment manufacturer or trained licensed contractors are approved to install or service BASO Gas Products. BASO Gas Products shall not be liable for damages resulting from misapplication or misuse of its products.



BASO Gas Products LLC

BGD258 Series Redundant Gas Valve Class B

Description

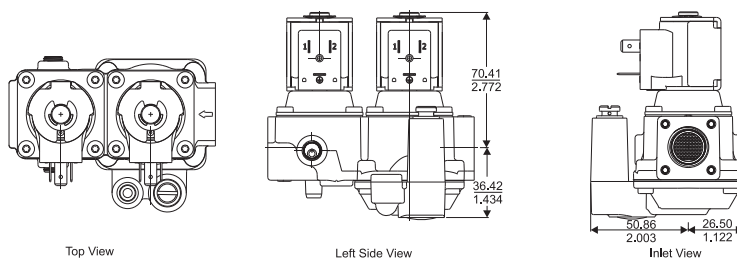
BGD258 Series redundant combination automatic shut-off gas valves can be provided with or without regulation. Pilot gas is regulated based on the valve regulation setting. The BGD258 Series can be used with natural gas, LP or LP-air mixed gas at pressures up to 35 mbar (0.5 psi) maximum. Typical applications are cooking equipment, wall heaters, gas dryers, agricultural heaters and other heating equipment. Field-serviceable regulator conversion kits are available to switch from LP to natural gas or natural gas to LP; see page 85.

Specifications

- Maximum working pressure: 50 mbar
- Available voltages: 12 VDC, 25 VDC, 25 VAC, 120 VAC, 240 VAC
- Inlet/Outlet sizes: 3/8, 1/2 NPT or BSPT
- Pilot/Pressure tap sizes: 1/8 NPT or BSPT
- Permissible ambient (surface) temperature: -29° to 79°C (-20° to 175°F)
- Natural gas capacity Btu/hr at 1 in. pressure drop:
95,000 for 3/8 NPT
100,000 for 1/2 NPT

Agency Listing

- EC Type Examination Certification number CE 689492 GAR
- CSA (AGA/CGA) Certificate number 229521-1656041
- UL Recognized Certification MH5939
- Australian Gas Association Certificate number 7934

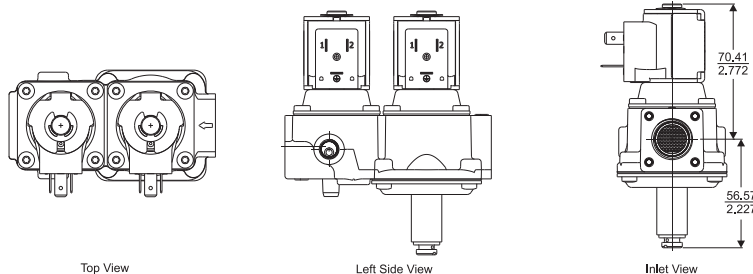


Top View

Left Side View

Inlet View

Top Adjust Regulator

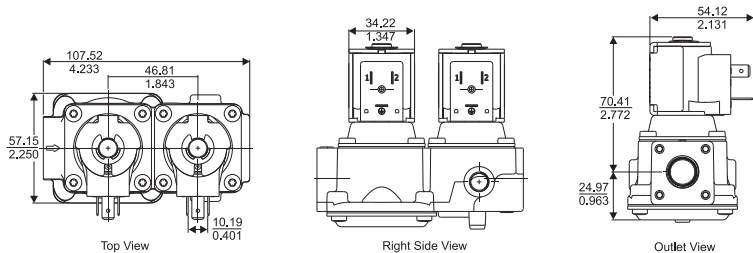


Top View

Left Side View

Inlet View

Bottom Adjust Regulator



Top View

Right Side View

Outlet View

No Regulator

Selection Chart

Part Number	Inlet and Outlet Female NPT	Voltaged (50/60 Hz)	Pilot Tap	Pressure Tap	Regulator Adjustment
▲ BGD258ABC-1CADD	3/8 in. x 3/8 in.	25 VAC	1/4 in. cc bottom	M5 x 0.8 bottom	Bottom/Natural
▲ BGD258ACA-1BACBC	3/8 in. x 3/8 in.	120 VAC	1/8-27 NPT right	1/8-27 NPT left	None

▲ means bulk pack is available upon request.

Notes: DIN connectors are available; see Accessory section on page 87.

Inlet screen available upon request.

Flange connection available 3/8 or 1/2 NPT, BSPT only; see page 90.

WARNING: This product can expose you to chemicals including Carbon Black, which is known to the State of California to cause Cancer. For more information, go to www.P65warnings.ca.gov



BASO Gas Products LLC

GM-7000 Series Redundant Gas Valve Class B

Description

GM-7000 Series gas valves provide fully automatic control for light commercial heating, commercial cooking appliances, commercial tumbler dryers and similar applications. Pilot gas is regulated based on the valve regulation setting. The GM-7000 can be used with natural gas, LP or LP-air mixed gas at pressures up to 35 mbar (0.5 psi). Field-serviceable regulator conversion kits are available to switch from LP to natural gas or natural gas to LP; see page 85.

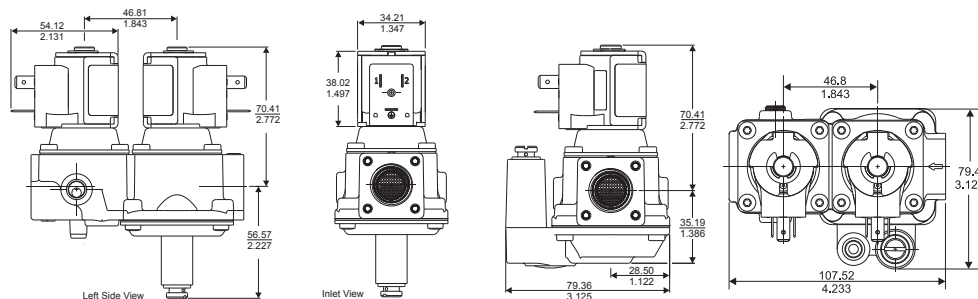


Specifications

- Maximum working pressure: 50 mbar
- Natural gas capacity Btu/hr at 1 in. pressure drop: 100,000
- Permissible ambient (surface) temperature: -29° to 79°C (-20° to 175°F)

Agency Listing

- EC Certificate number CE 692401 GAR
- CSA (AGA/CGA) Certificate number 229521-1656041
- Australian Gas Association Certificate number 7934



Bottom Adjust Regulator

Top Adjust Regulator

GM-7000 Dimensions (mm/in.)

Selection Chart

Part Number	Inlet and Outlet Female	Voltage (50/60 Hz)	Pilot Tap	Pressure Tap	Regulator Location
▲ GM-7532-3856C	1/2 BSPT x 1/2 in. BSPT	25 VAC	7/16-24 UNS-2B plugged	M5 x 0.8 Bottom	Bottom
▲ GM-7532-3858C	1/2 BSPT x 1/2 in. BSPT				
▲ GM-7532-3860C	1/2 BSPT x 1/2 in. BSPT				
▲ GM-7514-3850C	1/2 in. x 1/2 in. NPT				
▲ GM-7534-3850C	1/2 in. x 1/2 in. NPT				

▲ means bulk pack is available upon request.

Note: DIN connectors are available; see Accessory section page 87.

Flange connection available 3/8 or 1/2 NPT, BSPT only; see page 90.

GM7000 to BGD258 Conversion

Part Number	BGD Replacement	Functional or Exact Replacement
GM-7532-3856C	BGD258VBC-1CADD	Exact
GM-7532-3858C	BGD258VBC-1CADD	Exact
GM-7532-3860C	BGD258BBC-1CADD	Exact
GM-7514-3850C (70457302)	BGD258BBA-1CADD	Exact
GM-7534-3850C (70457301)	BGD258VBC-1CADD	Exact

WARNING: This product can expose you to chemicals including Carbon Black, which is known to the State of California to cause Cancer. For more information, go to www.P65warnings.ca.gov



BASO Gas Products LLC

G960 Series Redundant Gas Valve Class B

Description

G960 Series multi-function gas valves are a combination main and pilot valve designed to use in conjunction with solid-state sequence control units on direct burner or intermittent pilot ignition systems. Pilot gas is regulated based on the valve regulation setting. The G960 valve can be used with natural gas, LP and LP-air mixed gas. Typical applications include central heating units, makeup air heaters, process burners, commercial cooking equipment and similar applications. Field-serviceable regulator conversion kits are available to switch from LP to natural gas or natural gas to LP; see page 93.

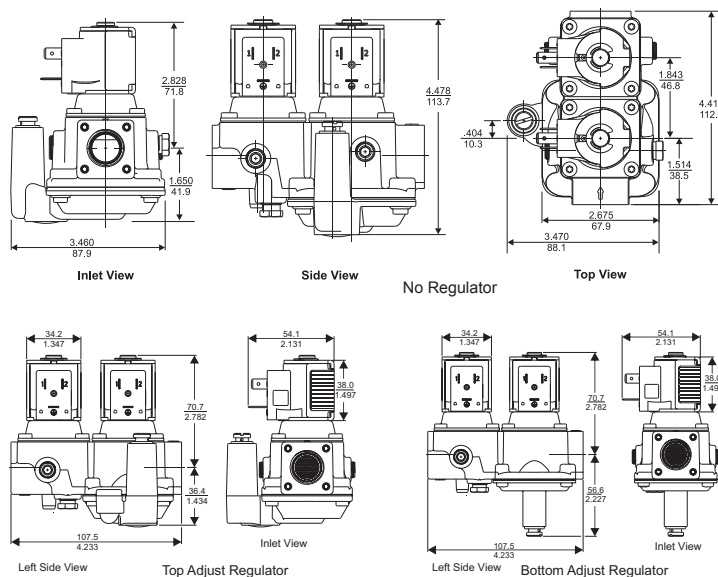


Specifications

- Maximum working pressure: 50 mbar
- Available voltage: 25 VAC
- Inlet/Outlet size: 1/2 NPT or BSPT
- Pilot/Pressure Tap size: 1/8 NPT or BSPT
- Permissible ambient (surface) temperature: -29° to 79°C (-20° to 175°F)
- Natural gas capacity Btu/hr at 1 in. pressure drop: 150,000

Agency Listing

- EC Type Examination Certification number CE 692401 GAR
- CSA (AGA/CGA) Certificate number 229521-1656041



Selection Chart

Part Number	Inlet and Outlet Female NPT	Voltage (50/60 Hz)	Pilot Tap NPT	Pressure Tap NPT	Regulator Adjustment
▲ G960BAADEA-1C	1/2 in. x 1/2 in.	25 VAC	None	1/8-27 left and right	Top Left
▲ G960BBCBGA-1C		25 VAC	1/8-27 right	1/8-27 left	Top Right
▲ G960BCCBCA-1C		25 VAC	1/8-27 right	1/8-27 left	Bottom

▲ means bulk pack is available upon request.

Note: DIN connectors are available; see Accessories section page 87.

Flange connection available 1/2 NPT, BSPT only; see page 90.

G960 to BGD278 Conversion

Part Number	BGD Replacement	Functional or Exact Replacement
G960BAADEA-1C	BGD278BFE-1ABAGC	Functional
G960BBCBGA-1C	BGD278BFE-1BCCBC	Functional
G960BCCBCA-1C	BGD278BFC-1CACBC	Functional

WARNING: This product can expose you to chemicals including Carbon Black, which is known to the State of California to cause Cancer. For more information, go to www.P65warnings.ca.gov



BASO Gas Products LLC

G96 Rev-B Series

Description

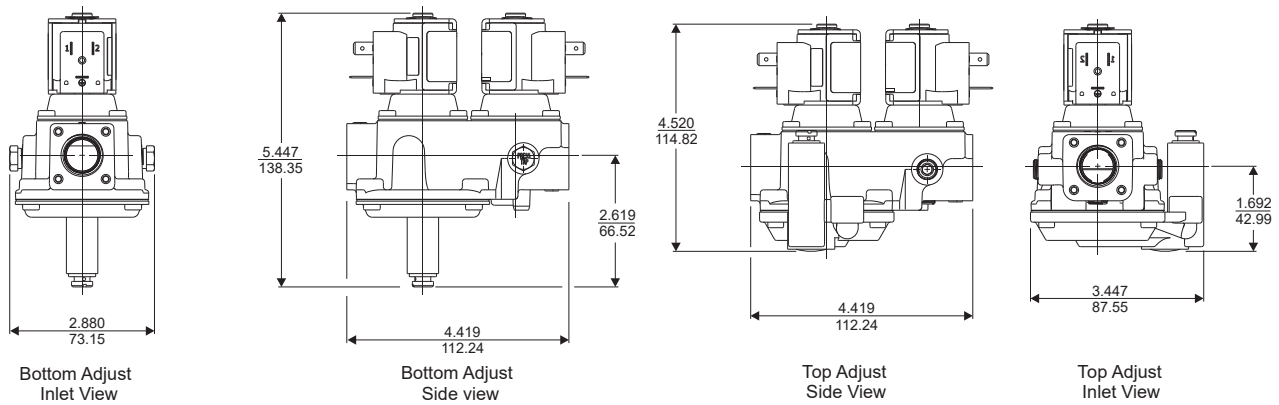

G96 Series combination valves have a dual operator combined with a pressure regulator. Pilot gas is regulated based on the valve regulation setting. Typical applications include heaters, rooftop units, commercial dryers, commercial cooking equipment and similar applications. The G96 can be used with natural gas or LP at pressures up to 0.5 psi and comes with an adjustable regulator. Field-serviceable regulator conversion kits are available to switch from LP to natural gas or natural gas to LP; see page 93. The G96 is available with various cover options.

Specifications

- Rated inlet pressure: 0.5 psi
- Available voltages: 25 VAC, 120 VAC, 240 VAC
- Inlet/Outlet sizes: 1/2, 3/4 NPT
- Pilot/Pressure tap size: 1/8 NPT
- Permissible ambient (surface) temperature: -20° to 175°F (-29° to 79°C)
- Natural gas capacity Btu/hr at 1 in. pressure drop: 190,000

Agency Listing

- CSA (AGA/CGA) Certificate number 229521-1656041
- Australian Gas Association Certificate number 3495 (G96HGA, G96HAA, G96HGC, G96SHA)



G96 Series Dimensions (mm/in.)

WARNING: This product can expose you to chemicals including Carbon Black, which is known to the State of California to cause Cancer. For more information, go to www.P65warnings.ca.gov

Selection Chart

Part Number	Inlet and Outlet Female NPT	Voltage (60 Hz)	Pilot Tap NPT	Pressure Tap NPT	Regulator Adjustment Location	Electrical Connection
▲ G96AAQ-4C Rev B	1/2 in. x 1/2 in.	120 VAC	1/8-27 left	1/8-27 bottom	None	1/4 tab
▲ G96HAA-2C Rev B		120 VAC	None	1/8-27 left	Top left	1/4 tab
▲ G96HAA-4C Rev B		120 VAC	1/8-27 left and right	1/8-27 bottom	Top right	30" leads
▲ G96HAA-5C Rev B		120 VAC	1/8-27 left	None	Top left	1/4 tab
▲ G96HAA-8C Rev B		120 VAC	1/8-27 left and right	1/8-27 bottom	Top right	1/4 tab
▲ G96HAC-1C Rev B		120 VAC	1/8-27 left	None	Top left	1/4 tab
▲ G96HGA-1C Rev B		25 VAC	1/8-27 right	1/8-27 bottom	Top right	30" leads
▲ G96HGA-4C Rev B		25 VAC	1/8-27 left and right	1/8-27 bottom	Top right	1/4 tab
▲ G96HGA-7C Rev B		25 VAC	1/8-27 left	1/8-27 bottom	Top left	1/4 tab
▲ G96HGA-17C Rev B		25 VAC	1/8-27 right	1/8-27 left	Top right	1/4 tab
▲ G96HGA-25C Rev B		25 VAC	1/8-27 right	1/8-27 left	Top right	1/4 tab
▲ G96HGC-9C Rev B		25 VAC	1/8-27 left and right	1/8-27 bottom	Top right	1/4 tab
▲ G96HGH-3C Rev B		25 VAC	1/8-27 right	1/8-27 bottom	Bottom	40" leads
▲ G96HGH-5C Rev B		25 VAC	1/8-27 left	1/8-27 bottom	Bottom	20" leads
▲ G96HGK-1C Rev B		25 VAC	1/8-27 left	1/8-27 bottom	Bottom	20" leads
G96JGA-2C Rev B	1/2 in. x 3/4 in.	25 VAC	1/8-27 left and right	1/8-27 bottom	Top left	1/4 tab

▲ means bulk pack is available upon request.

Note: DIN connectors are available; see Accessories section page 87.

Flange connection available 1/2 NPT only; see page 90.



BASO Gas Products LLC

G96 Series Class B Hi/Lo Solenoid Gas Valve

Description

G96 Series Hi/Lo Solenoid combination gas valves have an adjustable low fire feature. Pilot gas is regulated based on the valve regulation setting. This gas valve can have either bottom or top-adjust regulation. The high/low fire feature provides a low BTU fire and hi fire as needed when opening the main coil to increase BTU output and smoother light-off when starting the main burner. Contact BASO Gas Products for other configurations. Field servicable regulator conversion kits available to switch from LP to natural gas or natural gas to LP; see page 93.

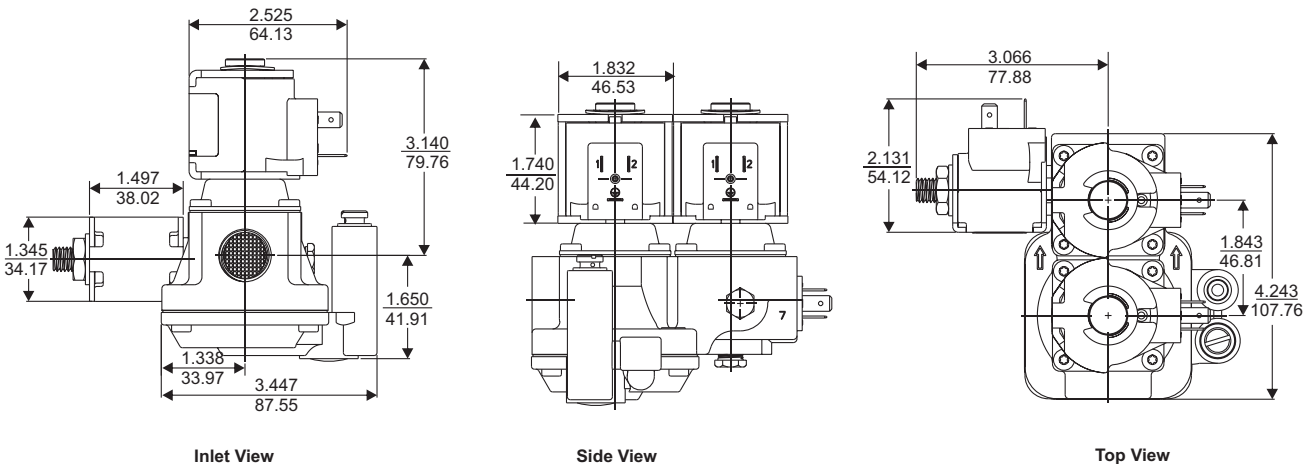
Specifications

- Rated inlet pressure: 0.5 psi
- Available voltage: 12 VDC, 25 VDC, 25 VAC, 120 VAC, 240 VAC
- Inlet/Outlet sizes: 1/2, 3/4 NPT or BSPP
- Pilot/Pressure tap sizes: 1/8 NPT or BSPP
- Permissible ambient (surface) temperature: -29° to 79°C (-20° to 175°F)



Agency Listing

- None



G96 Hi/Lo Dimensions (in./mm)

Selection Chart

Part Number	Inlet and Outlet Female	Voltage (50/60 Hz)	Pilot Tap	Pressure Tap	Regulator Adjustment Location
G96EW04KBR-2AC	1/2 BSPP x 1/2 BSPP	240 VAC	1/8-28 BSPP right	1/8-28 BSPP bottom	Top right
G96EW04MBR-2AC		120 VAC			
G96MW04KBR-2AC		240 VAC			
G96MW04MBR-2AC		120 VAC			

Notes: DIN connectors are available; see Accessories section page 87.
 Inlet screen available upon request.
 Flange connection available 1/2 NPT, BSPT only; see page 90.





BASO Gas Products LLC

G96 Series Redundant Gas Valve Class B

Description

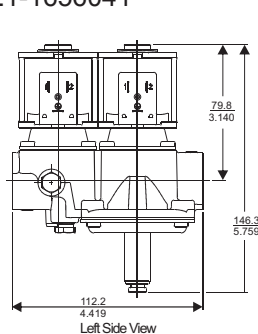
G96 Series combination gas valves have a dual operator combined with a pressure regulator for intermittent pilot ignition systems. Pilot gas is regulated based on the valve regulation setting. Typical applications include heaters, process burners, commercial dryers, commercial cooking equipment, rooftop units and similar applications. The G96 can be used with natural gas or LP, at pressures up to 35 mbar (0.5 psi). Field-serviceable regulator conversion kit available; see page 93.

Specifications

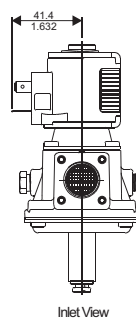
- Maximum working pressure: 100 mbar
- Available voltage: 25 VAC
- Inlet/Outlet size: 1/2 NPT or BSPP
- Pilot/Pressure tap size: 1/8 NPT or BSPP
- Permissible ambient (surface) temperature: -29° to 79°C (-20° to 175°F)
- Natural gas capacity Btu/hr at 1 in. pressure drop: 190,000

Agency Listing

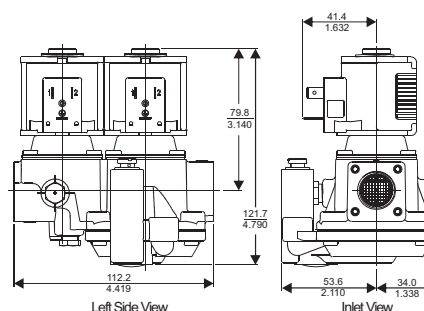
- EC Type Examination Certification number CE 689492 GAR
- CSA (AGA/CGA) Certificate number 229521-1656041



Bottom Adjust Regulator



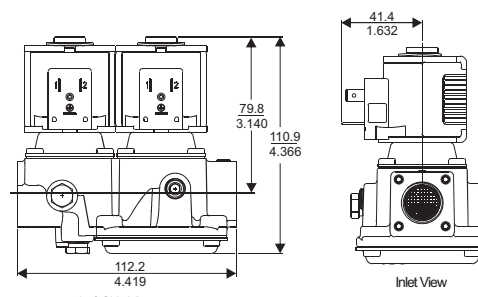
Inlet View



Left Side View

Inlet View

Top Adjust Regulator



Left Side View

Inlet View

No Regulator

Selection Chart

G96 Dimensions (mm/in.)

Part Number	Inlet and Outlet Female	Voltage (50/60 Hz)	Pilot Tap NPT	Pressure Tap	Regulator Adjustment Location
▲ G96LT04HBL-7HC	1/2 in. x 1/2 in. NPT	25 VAC	None	1/8-27 NPT left and right	None
▲ G96LT04HBR-7HC	1/2 BSPP x 1/2 BSPP	25 VAC	None	1/8-28 BSPP left and right	None
▲ G96MG04HBL-8NC	1/2 in. x 1/2 in. NPT	25 VAC	1/8-27 left and right	1/8-27 NPT bottom	Top
▲ G96TG04HBR-7AC	1/2 BSPP x 1/2 BSPP	25 VAC	1/8-27 left and right	1/8-27 NPT bottom	Top

▲ means bulk pack is available upon request.

Note: DIN connectors are available; see Accessories section page 87.

Flange connection available 1/2 NPT, BSPT only; see page 90.

WARNING: This product can expose you to chemicals including Carbon Black, which is known to the State of California to cause Cancer. For more information, go to www.P65warnings.ca.gov



BASO Gas Products LLC

BGD278 Series Redundant Gas Valve Class B

Description

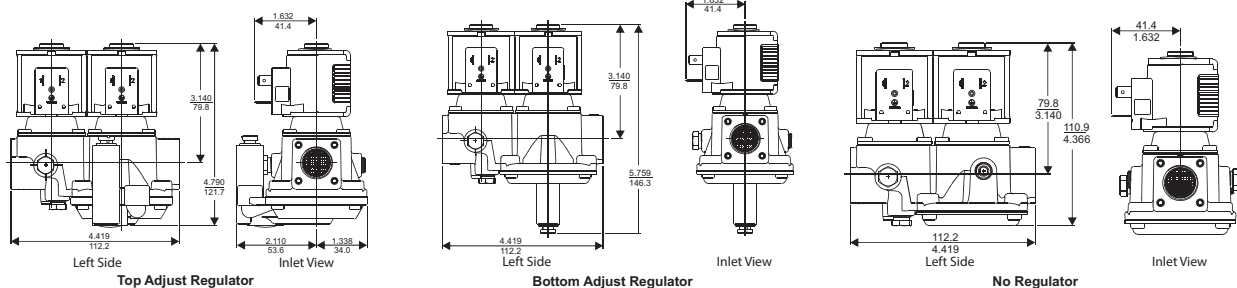
BGD278 Series redundant combination automatic shut-off gas valves can be provided with or without regulation. Pilot gas is regulated based on the valve regulation setting. The BGD278 Series can be used with natural gas, LP or LP-air mixed gas at pressures up to 35 mbar (0.5 psi) maximum. Typical applications are cooking equipment, wall heaters, gas dryers, agricultural heaters and other heating equipment. Field-serviceable regulator conversion kits are available to switch from LP to natural gas or natural gas to LP; see page 93.

Specifications

- Maximum working pressure: 100 mbar
- Available voltages: 12 VDC, 25 VDC, 25 VAC, 120 VAC, 240 VAC
- Inlet/Outlet sizes: 1/2, 3/4 NPT or BSPT
- Pilot/Pressure tap sizes: 1/8 NPT or BSPT
- Permissible ambient (surface) temperature: -29° to 79°C (-20° to 175°F)
- Natural gas capacity Btu/hr at 1 in. pressure drop: 190,000

Agency Listing

- EC Type Examination Certification number CE 689492 GAR
- CSA (AGA/CGA) Certificate number 229521-1656041
- Australian Gas Association certificate number 7934



Selection Chart

BGD278 Dimensions (mm/in.)

Part Number	Inlet and Outlet Female NPT	Voltage (50/60 Hz)	Pilot Tap NPT	Pressure Tap	Regulator Adjustment
▲ BGD278BFA-1AAAAC	1/2 in. x 1/2 in.	25 VAC	None	None	None
▲ BGD278BFC-1AAFDC	1/2 in. x 1/2 in.	25 VAC	1/8-27 right	1/8-27 NPT right, 1/4 in. cc bottom	Bottom/Natural
▲ BGD278BFE-1ABGDC	1/2 in. x 1/2 in.	25 VAC	1/8-27 left and right	M5 x 0.8 bottom	Top/Natural

▲ means bulk pack is available upon request.

Notes: DIN connectors are available; see Accessory section on page 87.

Inlet screen available upon request.

Flange connection available 1/2 NPT, BSPT only; see page 90.





BASO Gas Products LLC

BGG258 Series Hi/Lo Gas Valve (Orifice Select)

Description

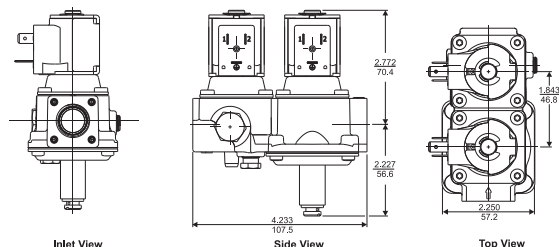
BGG258 Series Hi/Lo solenoid gas valve uses pre-sized thread in orifices to provide the optimum amount of lo fire gas to achieve the flame height or temperature required. Applications are fire pits where you want to control the lo flame or conserve gas. The lo fire orifices are available from 20,000 to 65,000 btu/hr at a 1 in. pressure drop. A special tool is used to remove and replace an alternate size as needed. See page 94 for correct tool or orifice selection. The BGG258 Series gas valve is available with a top or bottom adjust regulator or without. When using the regulated version the lo fire gas is regulated also. Field-serviceable regulator conversion kits are available to switch from LP to natural gas or natural gas to LP; see page 93.

Specifications

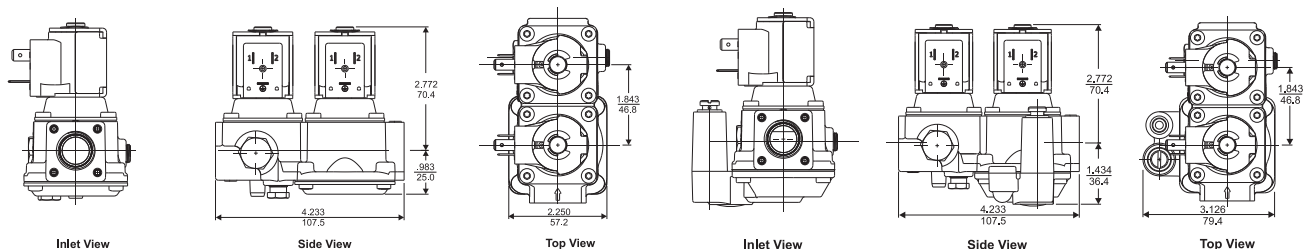
- Rated inlet pressure: 0.5 psi
- Available voltages: 12 VDC, 25 VDC, 25 VAC, 120 VAC, 240 VAC
- Inlet/Outlet sizes: 3/8, 1/2 NPT
- Pilot/Pressure tap size: 1/8 NPT
- Permissible ambient (surface) temperature: -29° to 79°C (-20° to 175°F)
- Natural gas capacity Btu/hr at 1 in. pressure drop: 100,000

Agency Listing

- CSA (AGA/CGA) Certificate number 229521-1656041



Bottom Adjust



No Regulator

Top Adjust

BGG258 Series Dimensions (mm/in.)

Selection Chart

Part Number	Inlet and Outlet Female NPT	Voltage (50/60 Hz)	Pilot Tap NPT	Pressure Tap NPT	Regulator Adjustment
▲ BGG258GBC-1CAAAC	3/8 in. x 3/8 in.	25 VAC	None	None	Bottom/Natural
▲ BGC258HCC-1CAAAC	1/2 in. x 1/2 in.	120 VAC	None	None	Bottom/Natural

▲ means bulk pack is available upon request.

Notes: DIN connectors are available; see Accessory section on page 87.

Inlet screen available upon request.

Flange connection available 3/8 or 1/2 NPT only; see page 90.

WARNING: This product can expose you to chemicals including Carbon Black, which is known to the State of California to cause Cancer. For more information, go to www.P65warnings.ca.gov



BASO Gas Products LLC

BGG262 and BGG278 Series Hi/Lo Gas Valves (Orifice Select)

Description

BGG262 and BGG278 Series Hi/Lo dual gas valve use pre-sized thread in orifices to provide the optimum amount of lo fire gas to achieve the flame height or temperature required. Applications are fire pits where you want to control the lo flame or conserve on gas. The lo fire orifices are available from 10,000 to 70,000 btu/hr at 1 in. pressure drop. A special tool is used to remove and replace an alternate size orifice as needed. See page 94 for correct tool and orifice selection.

The BGG262 and BGG278 Series gas valves are both available with top or bottom adjust regulator or without. When using the regulated version, the lo fire gas is regulated also. Field serviceable regulator conversion kits are available to switch from natural gas to LP or LP to natural gas; see page 93.

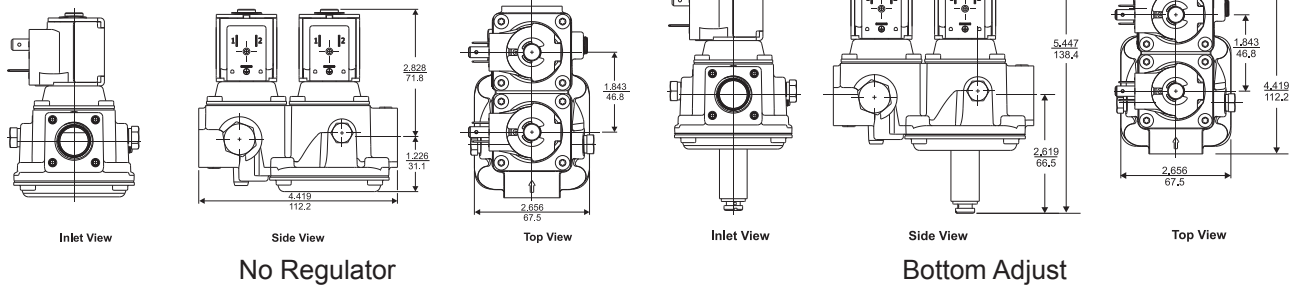
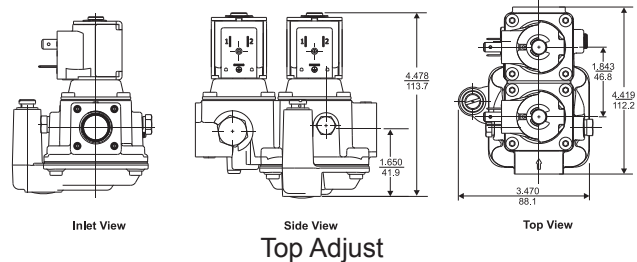


Specifications

- Rated inlet pressure: 0.5 psi
- Available voltages: 12 VDC, 25 VDC, 25 VAC, 120 VAC, 240 VAC
- Inlet/Outlet sizes: 1/2, 3/4 NPT
- Pilot/Pressure tap size: 1/8 NPT
- Permissible ambient (surface) temperature: -29° to 79°C (-20° to 175°F)

Agency Listing

- CSA (AGA/CGA) Certificate number 229521-1656041



No Regulator

BGG278 Series Dimensions (mm/in.)

Selection Chart

Part Number	Inlet and Outlet Female NPT	Voltage (50/60 Hz)	Pilot Tap NPT	Pressure Tap NPT	Regulator Adjustment
▲ BGG262HBC-1CAAAC	1/2 in. x 1/2 in.	25 VAC	None	None	Bottom/Natural
▲ BGG278HBC-1CAAAC	1/2 in. x 1/2 in.	25 VAC	None	None	Bottom/Natural
▲ BGG278HCE-1CAAAC	1/2 in. x 1/2 in.	120 VAC	None	None	Top/Natural

▲ means bulk pack is available upon request.

Notes: DIN connectors are available; see Accessory section on page 87.
 Inlet screen available upon request.
 Flange connection available 1/2 NPT only; see page 90.

WARNING: This product can expose you to chemicals including Carbon Black, which is known to the State of California to cause Cancer. For more information, go to www.P65warnings.ca.gov



BASO Gas Products LLC

BGE258 Series Manual Adjustable Hi/Lo Gas Valve

Description

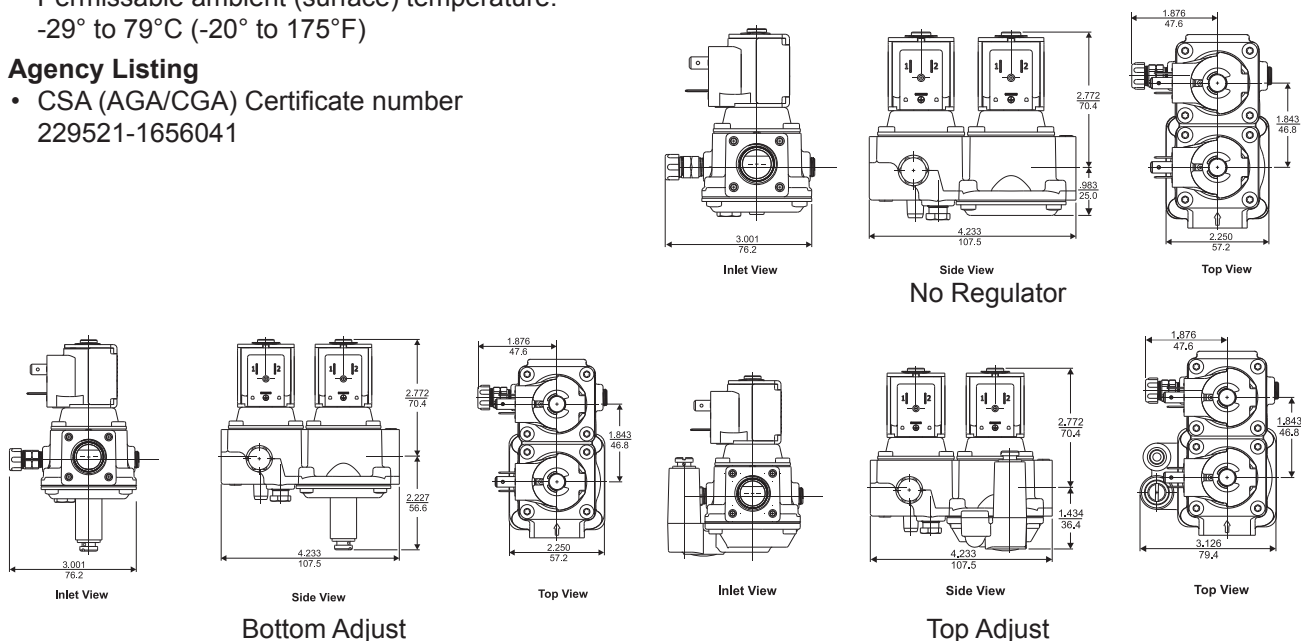
The BGE258 Series uses a manual adjust screw to set the desired lo flow rate from 0 to 10,000 btu/hr. The pilot solenoid controls the opening and closing of the lo fire gas. Top or bottom regulation is available which also regulates the pilot lo fire and main gas. Field serviceable regulator conversion kits are available to switch from natural gas to LP or LP to natural gas; see page 85.

Specifications

- Rated inlet pressure: 0.5 psi
- Available voltages: 12 VDC, 25 VDC, 25 VAC, 120 VAC, 240 VAC
- Inlet/Outlet sizes: 3/8, 1/2 NPT
- Pilot/Pressure tap size: 1/8 NPT
- Permissible ambient (surface) temperature: -29° to 79°C (-20° to 175°F)

Agency Listing

- CSA (AGA/CGA) Certificate number 229521-1656041



BGE258 Series Dimensions (mm/in.)

Selection Chart

Part Number	Inlet and Outlet Female NPT	Voltage (50/60 Hz)	Pilot Tap NPT	Pressure Tap NPT	Regulator Adjustment
▲ BGE258GBC-1CAAAC	3/8 in. x 3/8 in.	25 VAC	None	None	Bottom/Natural
▲ BGE258HBC-1CAAAC	1/2 in. x 1/2 in.	25 VAC	None	None	Bottom/Natural

▲ means bulk pack is available upon request.

Notes: DIN connectors are available; see Accessory section on page 87.

Inlet screen available upon request.

Flange connection available 3/8 or 1/2 NPT only; see page 90.

WARNING: This product can expose you to chemicals including Carbon Black, which is known to the State of California to cause Cancer. For more information, go to www.P65warnings.ca.gov



BASO Gas Products LLC

BGE262 Series or BGE278 Series Manual Adjustable Hi/Lo Gas Valve

Electrically Operated
Gas Valves

Description

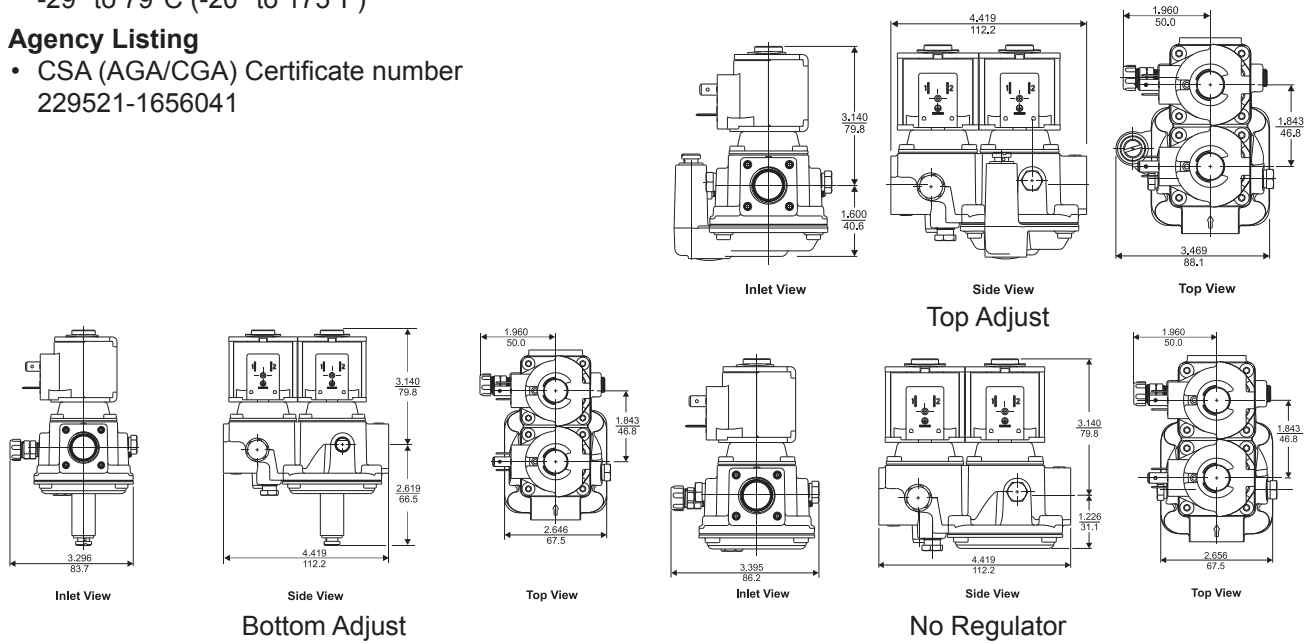
The BGE262 and BGE278 Series uses a manual adjust screw so you can adjust to your required lo flow rate from 0 to 10,000 Btu/hr. based on a 1 inch pressure drop. The pilot solenoid controls the opening and closing of the lo fire gas. Top or bottom regulation is available which also regulates the pilot lo fire and main gas. Field serviceable regulator conversion kits are available to switch from natural gas to LP or LP to natural gas; see page 93.

Specifications

- Rated inlet pressure: 0.5 psi
- Available voltages: 12 VDC, 25 VDC, 25 VAC, 120 VAC, 240 VAC
- Inlet/Outlet sizes: 1/2, 3/4 NPT
- Pilot/Pressure tap size: 1/8 NPT
- Permissible ambient (surface) temperature: -29° to 79°C (-20° to 175°F)

Agency Listing

- CSA (AGA/CGA) Certificate number 229521-1656041



BGE278 Series Dimensions (mm/in.)

Selection Chart

Part Number	Inlet and Outlet Female NPT	Voltage (50/60 Hz)	Pilot Tap NPT	Pressure Tap NPT	Regulator Adjustment
▲ BGE262HBC-1CAAAC	1/2 in. x 1/2 in.	25 VAC	None	None	Bottom/Natural
▲ BGE278HBC-1CAAAC	1/2 in. x 1/2 in.	25 VAC	None	None	Bottom/Natural
▲ BGE278HCC-1CAAAC	1/2 in. x 1/2 in.	120 VAC	None	M5 x 0.8 Bottom	Bottom/Natural

▲ means bulk pack is available upon request.

Notes: DIN connectors are available; see Accessory section on page 87.

Inlet screen available upon request.

Flange connection available 1/2 NPT only; see page 90.

WARNING: This product can expose you to chemicals including Carbon Black, which is known to the State of California to cause Cancer. For more information, go to www.P65warnings.ca.gov



BASO Gas Products LLC

BGF358 Series

Hi/Lo Solenoid Operated Gas Valve

Description

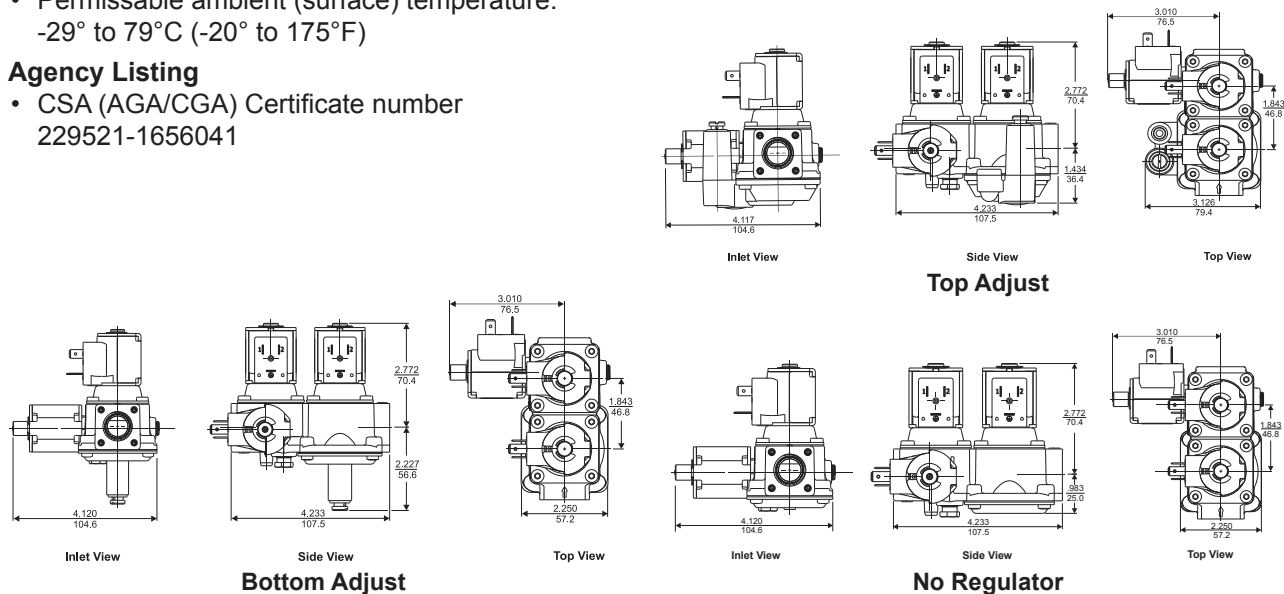
The BGF358 series has a selectable group of bypass seats available for lo fire ranges between 20,000 to 65,000 btu/hr at 1 in. pressure drop, which are controlled by its own solenoid. This provides a redundancy for overseas markets as well as solenoid controlling the lo fire independently from the pilot solenoid. See page 95 for correct tool or orifice selection. Regulation is available in top or bottom adjust. Both lo fire and main gas will be regulated based on your regulation setting. Field serviceable regulator conversion kits are available to switch from natural gas to LP or LP to natural gas; see page 85.

Specifications

- Rated inlet pressure: 0.5 psi
- Available voltages: 12 VDC, 25 VDC, 120 VAC, 240 VAC
- Inlet/Outlet sizes: 3/8, 1/2 NPT
- Pilot/Pressure tap size: 1/8 NPT
- Permissible ambient (surface) temperature: -29° to 79°C (-20° to 175°F)

Agency Listing

- CSA (AGA/CGA) Certificate number 229521-1656041



BGF358 Series Dimensions (mm/in.)

Selection Chart

Part Number	Inlet and Outlet Female NPT	Voltage (50/60 Hz)	Pilot Tap NPT	Pressure Tap NPT	Regulator Adjustment
▲ BGF358GBC-1CAAAC	3/8 in. x 3/8 in.	25 VAC	None	None	Bottom/Natural
▲ BGF358HBC-1CAAAC	1/2 in. x 1/2 in.	25 VAC	None	None	Bottom/Natural
▲ BGF358HCE-1CAAAC	1/2 in. x 1/2 in.	120 VAC	None	M5 x 0.8 Bottom	Top/Natural

▲ means bulk pack is available upon request.

Notes: DIN connectors are available; see Accessory section on page 87.

Inlet screen available upon request.

Flange connection available 3/8 or 1/2 NPT only; see page 90.

WARNING: This product can expose you to chemicals including Carbon Black, which is known to the State of California to cause Cancer. For more information, go to www.P65warnings.ca.gov



BASO Gas Products LLC

BGF362 Series or BGF378 Series Hi/Lo Solenoid Operated Gas Valve

Description

The BGF362 Series has a selectable group of bypass seats available for the lo fire ranges between 10,000 to 70,000 btu/hr at 1 in. pressure drop. Controlled by an independent solenoid. Main flow capacity 150,000 btu/hr at 1 in. pressure drop.

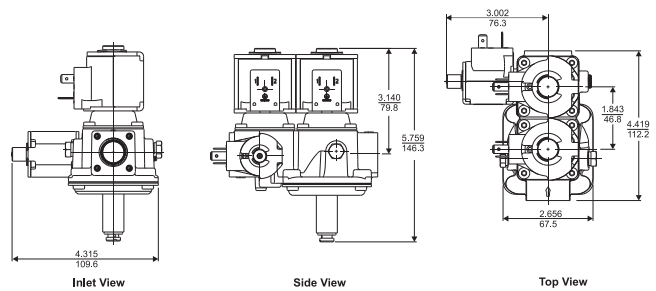
The BGF378 Series has a selectable group of bypass seats available for the lo fire ranges between 10,000 to 70,000 btu/hr at 1 in. pressure drop. Controlled by an independent solenoid. Main flow capacity 200,000 btu/hr at a 1 in. pressure drop. Field serviceable regulator conversion kits are available to switch from natural gas to LP or LP to natural gas; see page 93.

Specifications

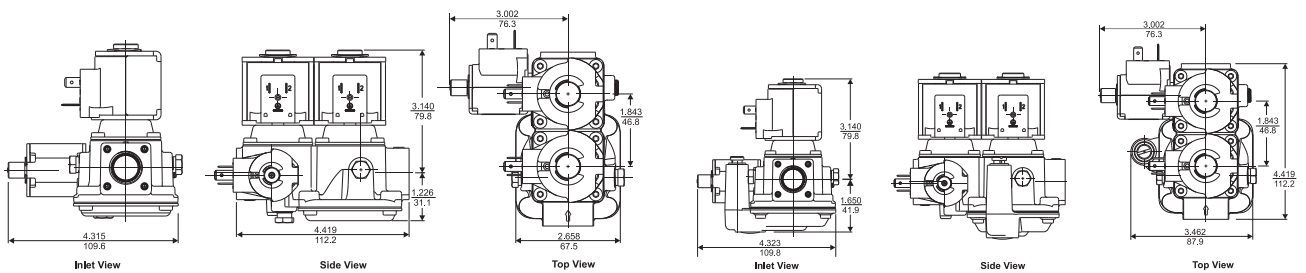
- Rated inlet pressure: 0.5 psi
- Available voltages: 12 VDC, 25 VDC, 25 VAC, 120 VAC, 240 VAC
- Inlet/Outlet sizes: 1/2, 3/4 NPT
- Pilot/Pressure tap size: 1/8 NPT
- Permissible ambient (surface) temperature: 20° to 175°F (-29° to 79°C)

Agency Listing

- CSA (AGA/CGA) Certificate number 229521-1656041



Bottom Adjust



No Adjust

Top Adjust

BGF378 Series Dimensions (mm/in.)

Selection Chart

Part Number	Inlet and Outlet Female NPT	Voltage (50/60 Hz)	Pilot Tap NPT	Pressure Tap NPT	Regulator Adjustment
▲ BGF362HBC-1CAAA	1/2 in. x 1/2 in.	25 VAC	None	None	Bottom/Natural
▲ BGF378HBC-1CAAA	1/2 in. x 1/2 in.	25 VAC	None	None	Bottom/Natural
▲ BGF378HBE-1CCAD	1/2 in. x 1/2 in.	25 VAC	None	M5 x 0.8 Bottom	Top/Natural

▲ means bulk pack is available upon request.

Note: DIN connectors are available; see Accessories section page 87.

Flange connection available 1/2 NPT only; see page 90.

WARNING: This product can expose you to chemicals including Carbon Black, which is known to the State of California to cause Cancer. For more information, go to www.P65warnings.ca.gov



BASO Gas Products LLC

G195 Rev. B Series Combination Gas Valve With Manual "A" Shut-off Valve

Description

G195 Series automatic combination valves have a single operator combined with a pressure regulator and manual "A" valve. Pilot gas is regulated based on the valve regulation setting. Typical applications include unit heaters, rooftop units, agricultural heaters, commercial cooking equipment and similar applications. The G195 can be used with natural gas or LP at pressures up to 0.5 psi and comes with an adjustable regulator. Field-serviceable regulator conversion kits are available to switch from LP to natural gas or natural gas to LP; see page 93.

Specifications

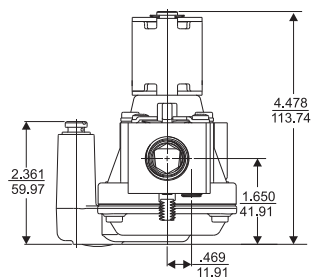

- Rated inlet pressure: 0.5 psi
- Available voltages: 25 VAC, 120 VAC
- Inlet/Outlet sizes: 3/8, 1/2 NPT
- Pilot/Pressure tap size: 1/8 NPT
- Permissible ambient (surface) temperature: -20° to 175°F (-29° to 79°C)
- Natural gas capacity Btu/hr at 1 in. pressure drop: 150,000

Agency Listing

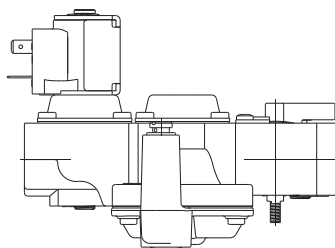
- CSA (AGA/CGA) Certificate number 229521-1656041

Electrical Connections

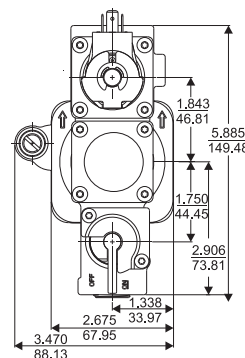
- #18 AWG stranded wire or 1/4 in. male quick-connect terminals



Inlet View



Side View



Top View

G195 Dimensions (in./mm)

Selection Chart

Part Number	Inlet and Outlet Female NPT	Voltage (60 Hz)	Pilot Tap NPT	Pressure Tap NPT	Regulator Adjustment Location	Electrical Connection
G195KGA-1C	3/8 in. x 3/8 in.	25 VAC	None	(2) 1/8-27 Bottom	Top	30" leads

Note: DIN connectors are available; see Accessories section page 87.

Flange connection available 1/2 NPT only; see page 90.

WARNING: This product can expose you to chemicals including Carbon Black, which is known to the State of California to cause Cancer. For more information, go to www.P65warnings.ca.gov



BASO Gas Products LLC

G196 Rev. B Series Redundant Gas Valve With Manual "A" Shut-Off Valve

Description

G196 Series combination gas valves have a dual operator combined with a pressure regulator and manual "A" valve. Pilot gas is regulated based on the valve regulation setting. The G196 can be used with natural gas or LP at pressures up to 0.5 psi and comes with an adjustable regulator. Typical applications include unit heaters, rooftop units, agricultural heaters, commercial cooking equipment and similar applications. Field-serviceable regulator conversion kits are available to switch from LP to natural gas or natural gas to LP; see page 93.

Specifications

- Rated inlet pressure: 0.5 psi
- Available voltages: 25 VAC, 120 VAC
- Inlet/Outlet size: 1/2 NPT
- Pilot/Pressure tap size: 1/8 NPT
- Permissible ambient (surface) temperature: -20° to 175°F (-29° to 79°C)
- Natural gas capacity Btu/hr at 1 in. pressure drop: 175,000
155,000 for G196NGH-1

Agency Listing

- CSA (AGA/CGA) Certificate number 229521-1656041
- Australian Gas Association Certificate number 3495 (G196HGH, G196NGH)

Electrical Connections

- #18 AWG stranded wire or 1/4 in. male quick-connect terminals



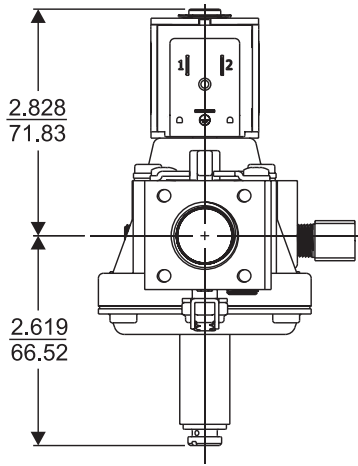
Selection Chart

Part Number	Inlet and Outlet Female NPT	Voltage (50/60 Hz)	Pilot Tap	Pressure Tap NPT	Regulator Adjustment Location	Electrical Connection
▲ G196HGH-2C	1/2 in. x 1/2 in.	25 VAC	1/4 in. cc right	1/8-27 bottom	Bottom	1/4 tab
▲ G196HGH-7C		25 VAC	1/8-27 NPT left and right	1/8-27 bottom	Bottom	18" leads
▲ G196HGK-2C		25 VAC	1/8-27 NPT left and right	1/8-27 bottom	Bottom	18" leads
▲ G196JGA-1C	1/2 in. x 3/4 in.	25 VAC	1/8-27 NPT left and right	1/8-27 bottom	Top right	1/4 tab
▲ G196NGH-1C	1/2 in. x 3/8 in.	25 VAC	1/4 in. cc right	1/8-27 bottom	Bottom	1/4 tab

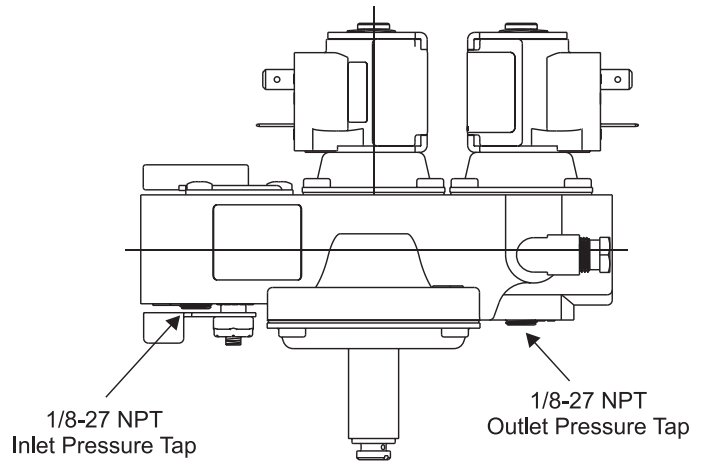
▲ means bulk pack is available upon request.

Note: DIN connectors are available; see Accessories section page 87.
Flange connection available 1/2 NPT, BSPT only; see page 90.

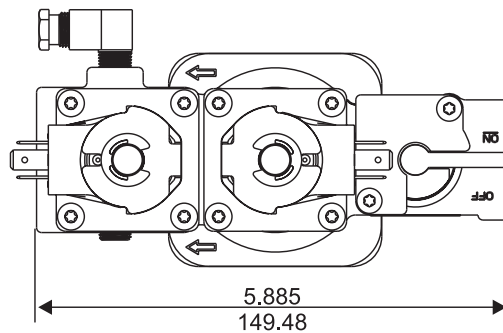




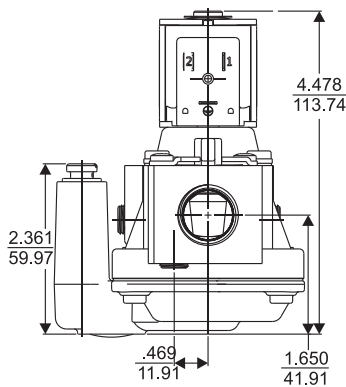
**Inlet View
Bottom Adjust Regulator**



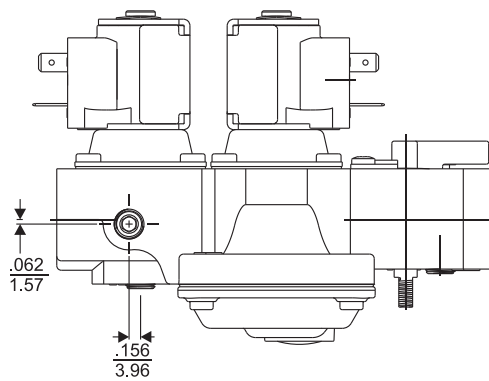
**Right Side View
Bottom Adjust Regulator**



**Top View
Bottom Adjust Regulator**

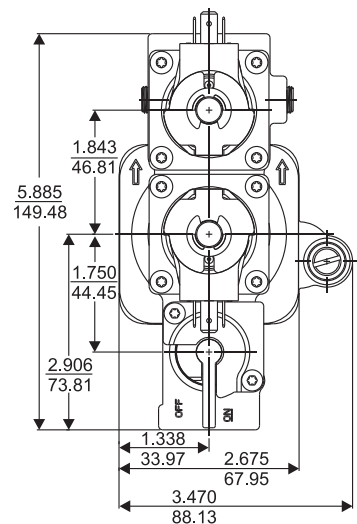


Inlet View



Side View

Top Adjust Regulator



Top View

G196 Dimensions (in./mm)



BASO Gas Products LLC

BGQ15HAA-1 Retrofit Gas Control System

Description

The BGQ15 system uses a solid-state electronic ignition control to light a pilot burner by spark. Pilot gas is regulated based on the valve regulation setting. Pilot gas ignites and burns during each running cycle. The BGQ15 is typically used when converting a standing pilot application to a more fuel-efficient intermittent spark pilot system. It permits the main gas valve to open only when the pilot burner is proven to be lit. The BGQ15 can be used with gas burning equipment that uses a proven pilot (natural gas applications only). With its fast response to flame loss, the BGQ15 is ideal for power vent or gravity vent equipment.

Parts Included

- (1) BGD278JBE-20BCGD gas valve
 - (1) C64AHA-1 spark ignition control
 - (1) Rajah adapter
 - (4) 1/4 inch female quick connects
 - (1) Sensing probe cable
 - (1) 1/8 inch NPT to 1/4 cc elbow fitting
 - (1) Reducer bushing (3/4 to 1/2 NPT)
 - (1) Compression fitting (1/4 in. tube)
- retrofit package installation diagram and a pressure sensitive lighting Caution sticker

Specifications


- Rated inlet pressure: 0.5 psi
- Available voltage: 25 VAC, 50/60 Hz
- Inlet/Outlet size: 1/2 NPT inlet x 3/4 NPT outlet
- Pilot/Pressure tap size: 1/8 NPT
- Permissible ambient (surface) temperature: -20° to 175°F (-29° to 79°C)
- Natural gas capacity Btu/hr at 1 in. pressure drop: 190,000

Agency Listing

- None

Electrical Connections

- 1/4 in. male quick-connect terminals



WARNING: This product can expose you to chemicals including Carbon Black, which is known to the State of California to cause Cancer. For more information, go to www.P65warnings.ca.gov



BASO Gas Products LLC

VLV Series Universal Replacement Gas Valve

Description

VLV Series universal replacement gas valves provide an electronic-proven pilot ignition combined with a valve (for example, G60 and Q15 which have an ignition control with an exposed bottom). Pilot gas is regulated based on the valve regulation setting. The VLV can be used on appliances burning natural gas or LP at pressures up to 0.5 psi, and comes with or without an adjustable regulator. Field-serviceable regulator conversion kits are available to switch from LP to natural gas or natural gas to LP; see page 93. All VLV replacement valves are factory set for use with natural gas.

Specifications

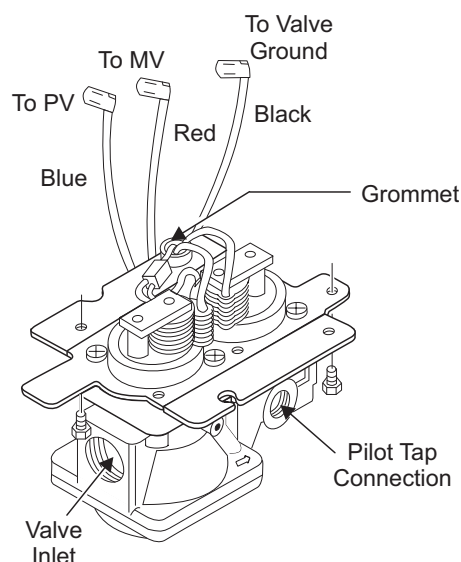

- Rated inlet pressure: 0.5 psi
- VLV34A permissible ambient (surface) temperature: -20° to 175°F (-29° to 79°C)
- VLV49A permissible ambient (surface) temperature: -40° to 175°F (-40° to 79°C)
- Natural gas capacity Btu/hr at 1 in. pressure drop: 190,000
- Includes a 3/4 to 1/2 NPT reducer bushing

Agency Listing

- None

Electrical Connections

- #18 AWG stranded wire with 1/4 in. female quick-connect terminals.



Typical VLV Wiring

Selection Chart

Part Number	Inlet and Outlet Female NPT	Voltage (60 Hz)	Pilot Tap NPT	Pressure Tap NPT	Regulator Adjustment Location	Electrical Connection
VLV34A-609R	1/2 in. x 1/2 in.	25 VAC	1/8-27 left	1/8-27 bottom	Top	13" leads
VLV34A-648R	1/2 in. x 3/4 in.	25 VAC	1/8-27 left and right	1/8-27 bottom	Top	13" leads
VLV49A-600R		25 VAC	1/8-27 left and right	1/8-27 bottom	Bottom	8.5" leads
VLV49A-601R		25 VAC	1/8-27 left and right	1/8-27 bottom	Top	8.5" leads
VLV49A-602R		25 VAC	1/8-27 left and right	1/8-27 bottom	None	8.5" leads

WARNING: This product can expose you to chemicals including Carbon Black, which is known to the State of California to cause Cancer. For more information, go to www.P65warnings.ca.gov



BASO Gas Products LLC

KIT-VLV Universal Replacement Gas Valve Mounting Plate

Description

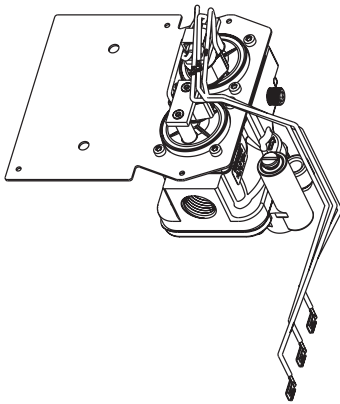
KIT-VLV is used for replacing a Johnson Controls Ignition module with a new BASO® ignition module.

Kit Includes:

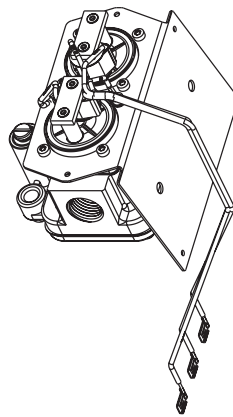
- Flat, Downward or Upward Mounting Plate
- Black Cover
- Black Grommet
- Blue Connector
- (2) #6 x 5/16" Screws (Mount Cover)
- (2) #6 x 5/8" Screws (Mount Ignition)
- Installation instructions

Agency Listing

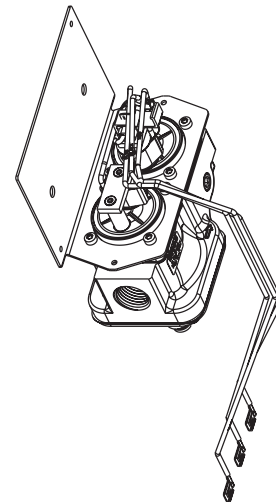
- None



KIT-VLV10A-600
Flat Mounting Plate
(Generic Replacement)



KIT-VLV10A-601
Downward Mounting Plate



KIT-VLV10A-602
Upward Mounting Plate

Mounting Plate Options for Ignition



BASO Gas Products LLC

B21 Series Redundant Gas Valve

Description

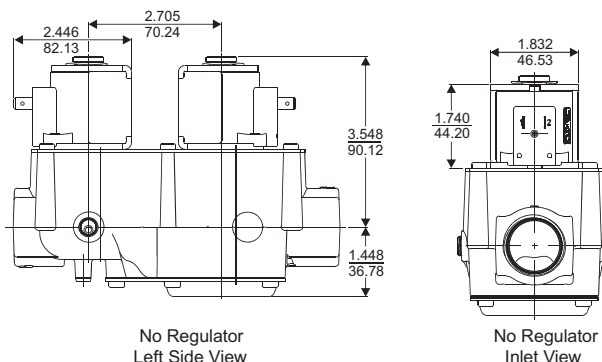
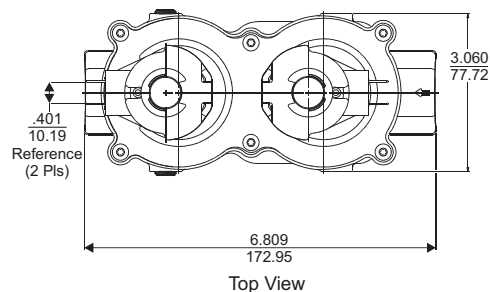

B21 Series redundant combination gas valves are the largest capacity valve BASO® manufactures. The valve comes with or without a bottom adjust pressure regulator and can be used with natural gas or LP at pressures up to 0.5 psi. Field-serviceable regulator conversion kits are available to switch from natural gas to LP or LP to natural gas. Call BASO® Gas Products for more information concerning the valve configuration.

Specifications

- Rated inlet pressure: 0.5 psi
- Available voltages: 12 VDC, 24 VDC
- Inlet/Outlet sizes: 3/4 or 1 NPT
- Pilot/Pressure tap sizes: 1/8 NPT
- Permissible ambient (surface) temperature: -40° to 175°F (-40° to 79°C)

Agency Listing

- UL recognized (pending) on the regulator version; call BASO® for availability.
- UL Recognized File number MH5939 B21XXA only.



B21 Dimensions (in./mm)

Selection Chart

Part Number	Inlet and Outlet Female NPT	Natural Gas Capacity Btu/hr at 1 in. Pressure Drop	Voltage	Pilot Tap NPT	Pressure Tap NPT	Regulator Adjustment
▲ B21EAA-1AGC	3/4 in. x 3/4 in.	TBD	12 VDC	None	Main 1/8-27 right & left	None
▲ B21FAA-1AGC	1 in. x 1 in.	TBD	12 VDC	None	Main 1/8-27 right & left	None

▲ means bulk pack is available upon request.

Notes: DIN connectors are available; see Accessory section page 87.

Inlet screens available upon request.

WARNING: This product can expose you to chemicals including Carbon Black, which is known to the State of California to cause Cancer. For more information, go to www.P65warnings.ca.gov



Thermocouple Operated Gas Valves





BASO Gas Products LLC

G292 Series Dual Pilot Valve

Description

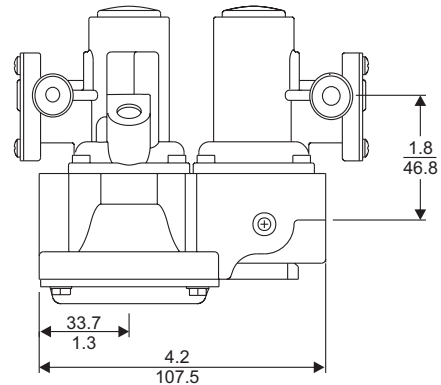
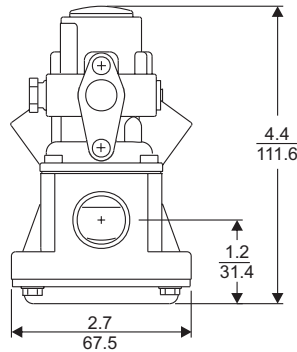
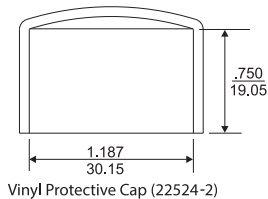
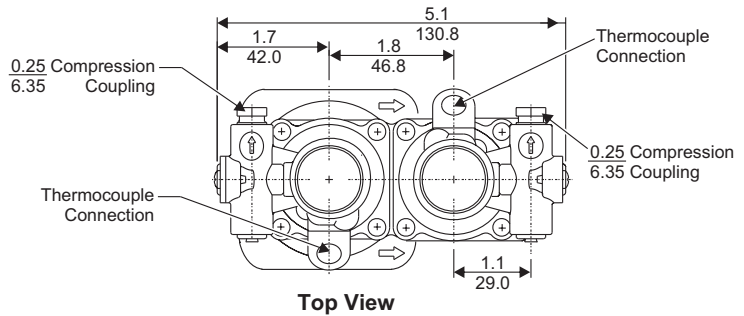
G292 Series are redundant pilot gas valves designed to use with a dual burner system that requires a continuously burning standing pilot at two burners. The valves are in series so when one valve goes out they both go out. The G292 valve can be used with natural gas or LP at pressures up to 0.5 psi. Typical applications include commercial cooking equipment and similar applications.

Specifications

- Rated inlet pressure: 0.5 psi
- Natural gas capacity Btu/hr at 1 in. pressure drop: 240,000
- Permissible ambient (surface) temperature: -30° to 175°F (-34° to 79°C)

Agency Listing

- CSA (AGA/CGA) Certificate number 229521-1656050



G292 Dimensions (in./mm)

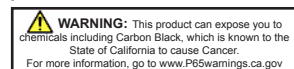
Selection Chart

Part Number	Inlet and Outlet Female NPT	Pilot Tap	Pressure Tap
▲ G292AA-1C	1/2 in. x 1/2 in.	1/4 in. cc left	None

▲ means bulk pack is available upon request.

Note: R23244-3H Red Button Replacement, bulk pack of 4; see page 100.

BASO recommends using only BASO thermocouples that come from the original equipment manufacturer to provide optimum performance for your safety shutoff valve.



Thermocouple Operated Gas Valves



BASO Gas Products LLC

G92 Rev B Series BASOTROL® Non-Regulated Combination Gas Valve

Description

G92 Series gas valves combine automatic pilot valve and automatic gas valve functions into one valve. The G92 valve can be used with natural gas or LP at pressures up to 0.5 psi. Typical applications include commercial dryers, heaters, agricultural equipment and similar applications. The G92 is available with various cover options. The optional pilot adjust valve allows for pilot flame adjustment.

Specifications


- Rated inlet pressure: 0.5 psi
- Natural gas capacity Btu/hr at 1 in. pressure drop: 240,000
- Permissible ambient (surface) temperature:
-30° to 175°F (-34° to 79°C) models without pilot adjust
32° to 175°F (0, to 79°C) models with pilot adjust

Agency Listing

- CSA (AGA/CGA) Certificate number 229521-1656050 (*excludes G92CSA-5)
- UL Recognized File number MH2926

Electrical Connections

- #18 AWG stranded wire or 1/4 in. male quick-connect terminals



Thermocouple Operated Gas Valves

Selection Chart

Part Number	Inlet and Outlet Female NPT	Voltage (60 Hz)	Pilot Tap	Pressure Tap NPT	Pilot Gas Flow/Pilot Adjust Valve	Electrical Connection	
▲ G92CAA-19C Rev B	1/2 in. x 1/2 in.	120	1/4 in. cc left	1/8-27 left and right	Internal/No	18" leads	
▲ G92CAB-14C Rev B		120	1/4 in. cc left	1/8-27 left and right	Internal/Yes	30" leads	
▲ G92CAC-5C Rev B		120	1/8-27 NPT and 1/4 in. cc left	None	External/No	30" leads	
▲ G92CAC-7C Rev B		120	(2) 1/4 in. cc left	None	External/No	30" leads	
▲ G92CBA-9C Rev B		240	1/4 in. cc left	1/8-27 bottom	Internal/No	1/4 tab	
▲ G92CBA-10C Rev B		240	1/4 in. cc left	1/8-27 left and right	Internal/No	30" leads	
G92CBB-4C Rev B		240	1/4 in. cc left	1/8-27 left and right	Internal/Yes	30" leads	
G92CGB-1C Rev B		25	1/4 in. cc right	None	Internal/Yes	1/4 tab	
G92CGB-11C Rev B		25	1/4 in. cc left	1/8-27 left and right	Internal/Yes	1/4 tab	
▲ G92CSA-5C Rev B		208/240	1/4 in. cc left	1/8-27 bottom	Internal/No	30" leads	
▲ G92DAB-1C Rev B		1/2 in. x 3/4 in.	120	1/4 in. cc left	None	Internal/Yes	30" leads

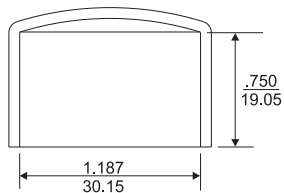
▲ means bulk pack is available upon request.

Note: R23244-3H Red Button Replacement, bulk pack of 4; see page 100.

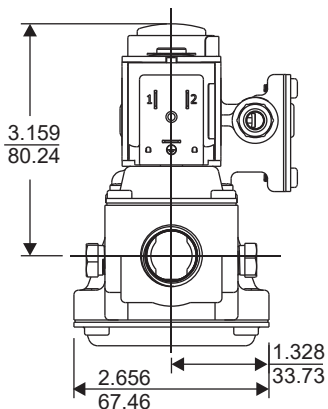
BASO recommends using only BASO thermocouples that come from the original equipment manufacturer to provide optimum performance for your safety shutoff valve.



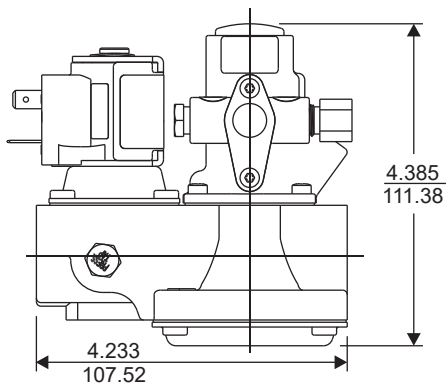
REV11/3



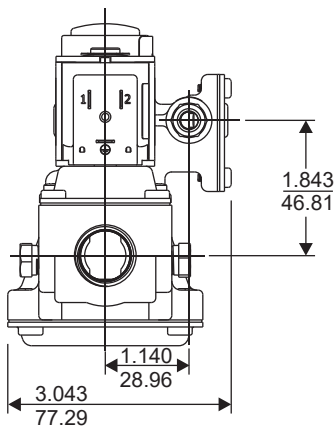
Vinyl Protective Cap (22524-2)



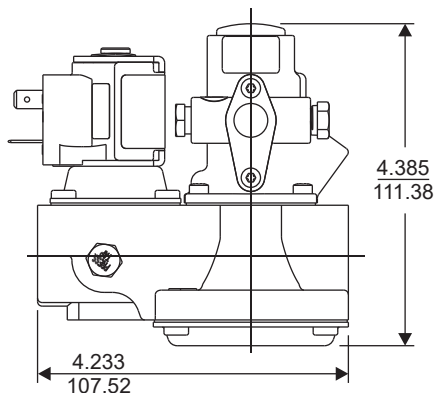
Inlet View
External Pilot Flow Valve



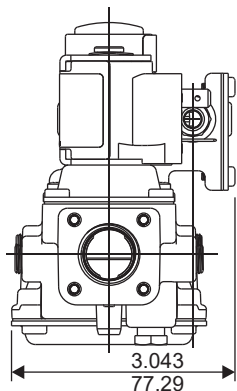
Left Side View
External Pilot Flow Valve



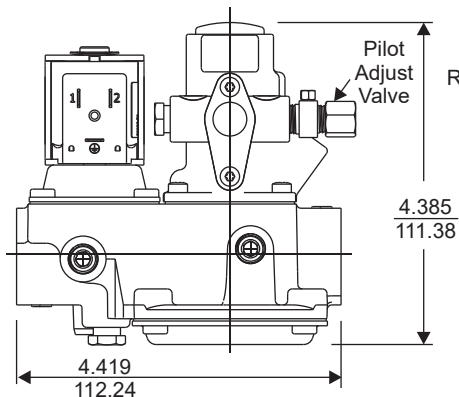
Inlet View
Internal Pilot Flow Valve



Left Side View
Internal Pilot Flow Valve



Inlet View
Internal Pilot Flow Valve w/Pilot Adjust Valve



Left Side View
Internal Pilot Flow Valve w/Pilot Adjust Valve

(Replaces Rotor "B" Valve)



BASO Gas Products LLC

G93 Rev B Series Regulated Combination Gas Valve

Description

G93 Series gas valves combine automatic pilot valve, pressure regulator and automatic gas valve functions into one valve. The G93 valve can be used with natural gas or LP at pressures up to 0.5 psi and comes with an adjustable regulator. Typical applications include commercial cooking equipment, heaters, agricultural equipment and similar applications. Field-serviceable regulator conversion kits are available to switch from natural gas to LP or LP to natural gas; see page 93. The G93 is available with various cover options. The optional pilot adjust valve allows for pilot flame adjustment.

Specifications

- Rated inlet pressure: 0.5 psi
- G93AXX Natural gas capacity Btu/hr at 1 in. pressure drop: 190,000
- G93HSB-1 Natural gas capacity Btu/hr at 1 in. pressure drop: 170,000
- Permissible ambient (surface) temperature: 32° to 155°F (0° to 68°C)

Agency Listing

- CSA (AGA/CGA) Certificate number 229521-1656066 (*excludes G93HSB-1)
- UL Recognized File number MH2926

Electrical Connections

- #18 AWG stranded wire or 1/4 in. male quick-connect terminals

Selection Chart

Part Number	Inlet and Outlet Female NPT	Voltage (60 Hz)	Pilot Tap	Pressure Tap NPT	Regulator Adjustment Location/Pilot Adjust Valve	Electrical Connection
▲ G93AAA-16C Rev B	1/2 in. x 1/2 in.	120	1/4 in. cc left	1/8-27 bottom	Top/No	1/4 tab
▲ G93AAB-2C Rev B		120	1/4 in. cc left	None	Top/Yes	30" leads
▲ G93AAB-6C Rev B		120	1/4 in. cc left	1/8-27 bottom	Top/Yes	30" leads
G93ABA-6C Rev B		240	1/8-27 NPT left	None	Top/No	24" leads
G93ABA-9C Rev B		240	1/4 in. cc left	None	Top/No	20" leads
▲ G93ABA-11C Rev B		240	1/4 in. cc left	1/8-27 bottom	Top/No	1/4 tab
▲ G93AGB-1C Rev B		25	1/4 in. cc right	None	Top/Yes	1/4 tab
▲ G93AGB-6C Rev B		25	1/4 in. cc right	1/8-27 bottom	Top/Yes	30" leads
▲ G93ASL-4C Rev B		208/240	1/4 in. cc left	1/8-27 bottom	Bottom/No	30" leads
G93HSB-1C Rev B		208/240	1/4 in. cc right	None	Top/Yes	30" leads


▲ means bulk pack is available upon request.

Note: R23244-3H Red Button Replacement, bulk pack of 4; see page 93.

BASO recommends using only BASO thermocouples that come from the original equipment manufacturer to provide optimum performance for your safety shutoff valve.



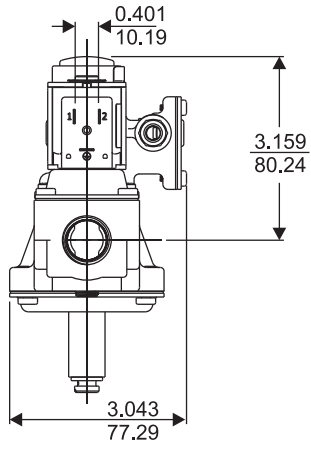
G93 with no Pilot Adjust Valve



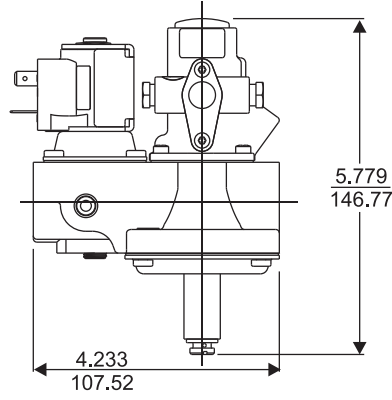
G93 with Pilot Adjust Valve

Thermocouple Operated Gas Valves

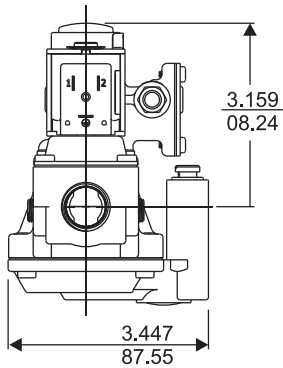




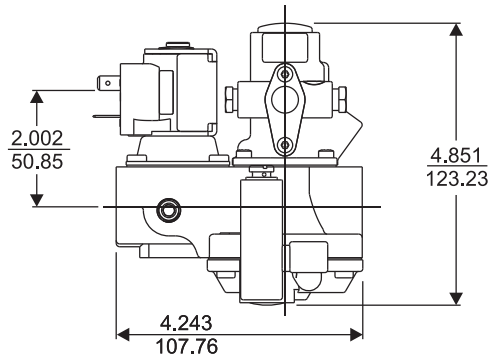
**Outlet View
Bottom Adjust Regulator**



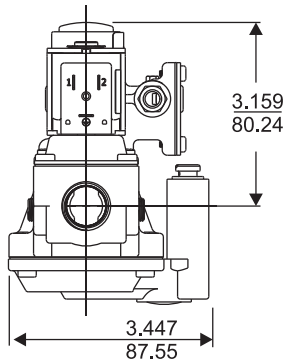
**Left Side View
Bottom Adjust Regulator**



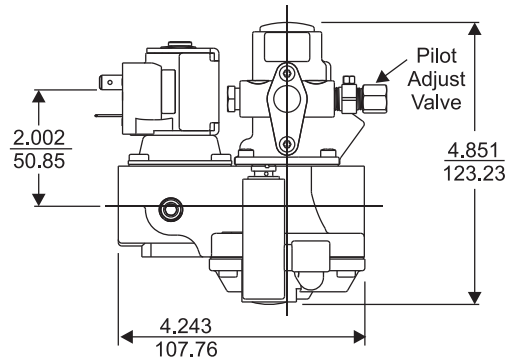
**Outlet View
Top Adjust Regulator**



**Left Side View
Top Adjust Regulator**

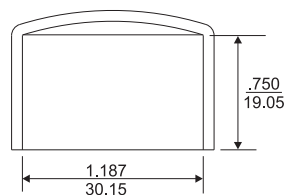


**Outlet View
Top Adjust Regulator**



**Left Side View
Top Adjust Regulator w/Pilot Adjust Valve**

(Replaces Rotor "B" Valve)



Vinyl Protective Cap (22524-2)



BASO Gas Products LLC

H15 Series Automatic Shut-Off Pilot Gas Valve

Description

H15 Series automatic pilot valves provide safe lighting and complete shut-off of pilot and main burner gas if the flame heating the thermocouple is extinguished. They are designed for standing pilot applications and can be used with natural gas or LP at pressures up to 35 mbar (0.5 psi). Typical applications include commercial cooking equipment, heaters, kilns, dishwashing equipment, industrial ovens and similar applications. Sizes range from 1/4 to 1 NPT and both standard and high temperature models are available. The optional pilot adjust valve allows for pilot flame adjustment.

Specifications

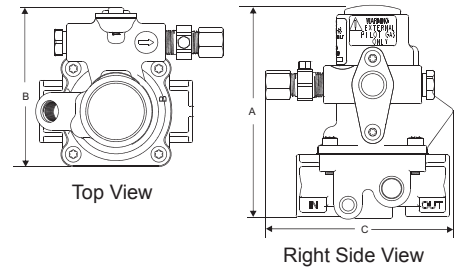
- Maximum working pressure: 35 mbar
- Permissible ambient (surface) temperature standard models:
-34° to 79°C (-30° to 175°F)
0° to 149°C (32° to 300°F) H15_B and H15_R models only
- High temperature model allows for use in valve surface temperatures up to 300°F

Agency Listing

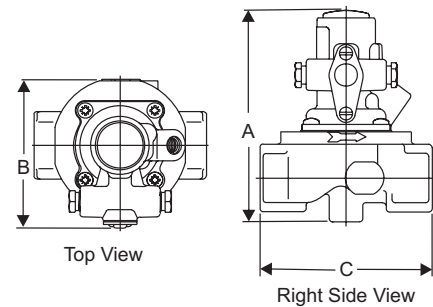
- CE Approval CE 692405 (models without pilot adjust valve)
- CSA (AGA/CGA) Certificate number 229521-1656080
- UL Recognized File number MH2926 (H15CA and -DA models only)
- Australian Gas Association Certificate number 4236 (models H15AA, -AR, -CA, -CQ, -DA, -DQ, -EQ, -FA, -FQ, -HQ and -HR only)

Dimensions

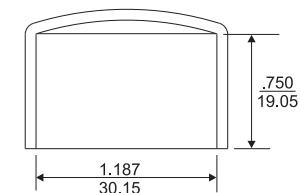
Part Number	A Height		B Width		C Length	
	in.	mm	in.	mm	in.	mm
H15AB-3, -6, -7	3.50	89	2.22	56.4	2.95	75
H15AR-3, -4, -6, -A9, -10	3.50	89	2.25	57	2.95	75
H15CA-1	3.93	100	2.25	57	3.17	80.5
H15CB-2	3.93	100	2.25	57	3.17	80.5
H15CQ-3, -6	3.93	100	2.59	66	3.00	76
H15DA-3, -4	3.93	100	2.25	57	3.17	80.5
H15DB-1	3.93	100	2.25	57	3.17	80.5
H15DQ-2	3.93	100	2.59	66	3.00	76
H15DH-3	3.53	89.8	2.58	65.5	3.1	78.6
H15EQ-3	4.30	109.3	3.00	76	3.50	89
H15FA-1	4.65	118	2.69	68	3.50	89
H15FQ-1	4.65	118	2.69	68	3.50	89
H15HQ-5	3.53	90	2.56	65	2.53	64
H15HR-2, -3, -6	3.53	90	2.56	65	2.53	64
H15QR-4, -5	3.53	90	2.56	65	2.53	64



Internal Pilot Gas
with Pilot Adjust Valve



External Pilot Gas Valve



Vinyl Protective Cap (22524-2)

WARNING: This product can expose you to chemicals including Carbon Black, which is known to the State of California to cause Cancer. For more information, go to www.P65warnings.ca.gov

Thermocouple Operated
Gas Valves

Selection Chart

Part Number	Inlet and Outlet Female NPT	Natural Gas Capacity Btu/hr @ 1 in. Pressure Drop	Pilot Tap NPT	Pressure Tap NPT	Pilot Gas Flow/ Pilot Adjust Valve	
▲ H15AB-3C	3/8 in. x 3/8 in.	160,000	(2) 1/8-27 over inlet	None	Internal/No	
▲ H15AB-6C		160,000	(2) 1/8-27 left of inlet	None	Internal/No	
▲ H15AB-7C		160,000	(2) 1/8-27 left of inlet	None	Internal/No	
▲ H15AR-3C		163,000	1/8-27 over inlet	None	External/No	
▲ H15AR-4C		163,000	(2) 1/8-27 right of inlet	None	External/No	
H15AR-6C		163,000	1/8-27 left of inlet	None	External/No	
H15AR-A9C		163,000	1/8-27, 3/16 cc right of inlet	None	External/Yes	
▲ H15AR-10C	1/2 in. x 1/2 in.	163,000	(2) 1/8-27 left of inlet	None	External/No	
▲ H15CA-1C		322,000	1/8-27 over inlet	None	Internal/No	
▲ H15CB-2C		322,000	1/4 in. cc right of inlet	None	Internal/No	
▲ H15CQ-3C		322,000	(2) 1/4 in. cc left of inlet	None	External/No	
▲ H15CQ-6C		322,000	(2) 1/4 in. cc right of inlet	1/8-27 left and right	External/No	
*H15DA-3C		3/4 in. x 3/4 in. *packaged with 3/4 to 1/2 in. and 3/4 to 3/8 in. reducer bushings	335,000	1/8-27 over inlet	None	Internal/No
▲ H15DA-4C			335,000	1/8-27 over inlet	1/8-27 left and right	Internal/No
▲ H15DB-1C	335,000		1/8-27 over inlet	None	Internal/No	
*H15DH-3C	335,000		1/4 in. cc over outlet	None	Internal/Yes	
▲ H15DQ-2C	335,000		(2) 1/4 in. cc right of inlet	1/8-27 left and right	External/No	
*H15EQ-3C	480,000		(2) 1/4 in. cc right of inlet	None	External/No	
▲ H15FA-1C	1 in. x 1 in.		610,000	1/8-27 over inlet	None	Internal/No
H15FQ-1C		610,000	(2) 1/4 in. cc right of inlet	None	External/No	
▲ H15HQ-5C	3/8 in. x 3/8 in.	160,000	1/4 in. cc left of inlet	None	External/No	
▲ H15HR-2C		160,000	(2) 3/16 cc left of inlet	None	External/No	
▲ H15HR-3C		160,000	(2) 1/4 in. cc right of inlet	None	External/No	
▲ H15HR-6C		160,000	(2) 1/4 in. cc right of inlet	None	External/No	
▲ H15QR-4C	1/4 in. x 1/4 in.	93,000	(2) 1/8-27 left of inlet	None	External/No	

▲ means bulk pack is available upon request.

Note: R23244-3H Red Button Replacement, bulk pack of 4; see page 100.


Optional pilot adjust valve; see page 99.

To convert pilots with 1/8-27 NPT threads to compression, use 42653-1H, sold 2 per package; see page 148.

BASO recommends using only BASO thermocouples that come from the original equipment manufacturer to provide optimum performance for your safety shutoff valve.



**“Old” Pilot Adjust
Roto Knob Version**



**“New” Pilot Adjust
Valve Version**



BASO Gas Products LLC

H25 Series Dual Independent Outlets 100% Automatic Shut-off Pilot Safety Valve

Description

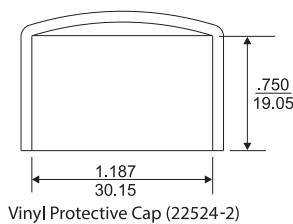
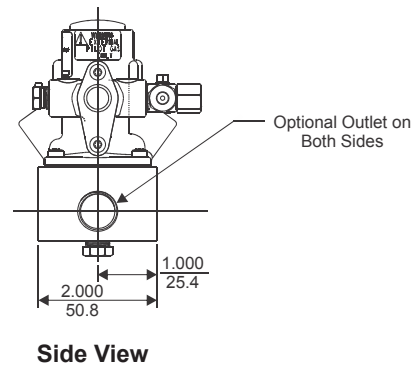
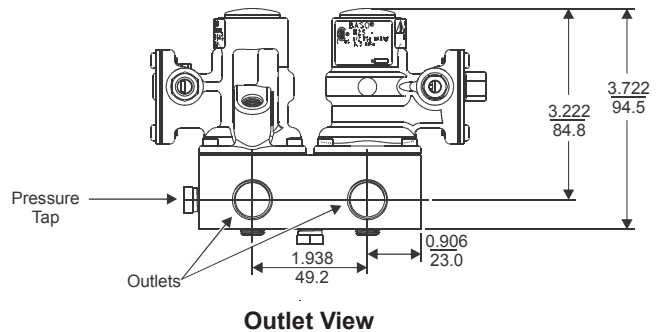
The H25 Series valve is designed to be used in applications where you can control two independent burners with one input. Both outputs are controlled by two independent flame supervised safety shut-off valves. Applications for this valve are in commercial cooking, heating equipment and other applications where controlling two independent burners are a necessity for heat control. Mounting of the valve can be in any convenient position. Optional 3/8" or 1/2" side porting available (contact BASO for more information).

Specifications:

- Pressure rating: 0.5 psi (3.5kPa)
- Ambient surface temperatures:
 - 30 to 175° F for Models H25_A or H25_B.
 - 32 to 300° F for Models H25_C or H25_D.
- Inlet and Outlet body connections: 3/8-18 NPT, 3/8-19 BSPT; 1/2-14 NPT, 1/2-14 BSPT
- Pilot connections: 1/8-27 NPT or compression for tubing sizes 1/8" to 1/4", also available with pilot adjustment.
- Flow Capacity @ 1.0" wc pressure drop:
 - 3/8" NPT or BSPT 178,000 single port or 329,000 dual port
 - 1/2" NPT or BSPT 189,000 single port or 374,000 dual port
- Types of gases: Natural, liquefied petroleum (LP), and LP gas-air mixtures.

Agency Listing

- CSA (AGA/CGA) 229521-1656080



Note: R23244-3H Red Button Replacement, bulk pack of 4; see page 100.

BASO recommends using only BASO thermocouples that come from the original equipment manufacturer to provide optimum performance for your safety shutoff valve.

WARNING: This product can expose you to chemicals including Carbon Black, which is known to the State of California to cause Cancer. For more information, go to www.P65warnings.ca.gov



BASO Gas Products LLC

H17 Series Automatic Shut-Off Pilot Gas Valve

Description

H17 Series automatic pilot valves provide safe lighting and complete shut-off if the flame heating the thermocouple is extinguished. They are designed for standing pilot applications and can be used with natural gas or LP at pressures up to 0.5 psi. Pressing and holding the reset button allows gas to flow to the pilot only. Typical applications include room heaters, infrared heaters, stand-alone portable heaters, catalytic heaters, refrigerators and similar applications. Sizes range from 1/8 to 1/2 NPT and both standard and high temperature models are available.



Specifications

- Rated inlet pressure: 0.5 psi
- Permissible ambient (surface) temperature:
 - 40° to 150°F (-40° to 66°C) standard models
 - 40° to 300°F (-40° to 149°C) high temperature models

Agency Listing

- CSA (AGA/CGA) Certificate number 229521-1656088
- UL Recognized File number MH2926 (H17AA, BA and CA models only)

Selection Chart

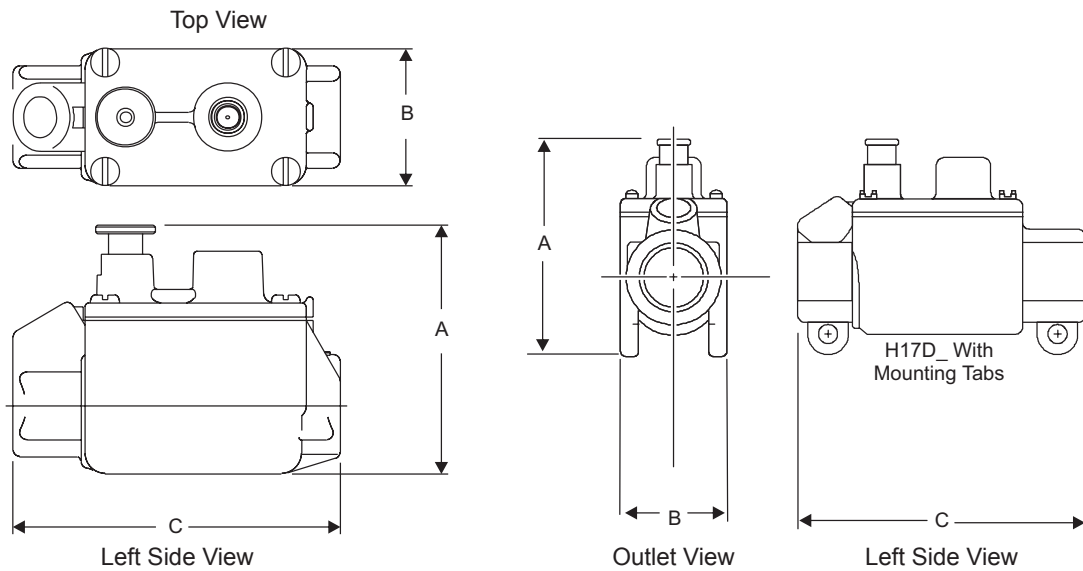
Part Number	Inlet and Outlet Female NPT	Natural Gas Capacity Btu/hr at 1 in. Pressure Drop	Pilot Tap NPT	Temperature Range
▲ H17AA-2C	1/8 in. x 1/8 in.	54,000	1/8-27 over outlet	Standard (150°F)
▲ H17AB-2C				High Temperature (300°F)
H17BA-2C	1/4 in. x 1/4 in.	94,000		Standard (150°F)
▲ H17BA-6C				Standard (150°F)
▲ H17BB-1C	3/8 in. x 3/8 in.	133,000		High Temperature (300°F)
H17CA-2C				Standard (150°F)
▲ H17CB-3C	1/2 in. x 1/2 in.	165,000		High Temperature (300°F)
▲ H17CB-5C				High Temperature (300°F)
H17DA-4C	1/2 in. x 1/2 in.	165,000		Standard (150°F)
▲ H17DB-5C				High Temperature (300°F)

▲ means bulk pack is available upon request.

To convert pilots with 1/8-27 NPT threads to compression, use 42653-1H, sold 2 per package; see page 148.

BASO recommends using only BASO thermocouples that come from the original equipment manufacturer to provide optimum performance for your safety shutoff valve.





Dimensions

Part Number	A Height		B Width		C Length	
	in.	mm	in.	mm	in.	mm
H17AA-2	2.28	58	1.25	32	3.00	76
H17AB-2	2.28	58	1.25	32	3.00	76
H17BA-2	2.28	58	1.25	32	3.00	76
H17BA-6	2.28	58	1.25	32	3.00	76
H17BB-1	2.28	58	1.25	32	3.00	76
H17CA-2	2.28	58	1.25	32	3.00	76
H17CB-3	2.28	58	1.25	32	3.00	76
H17CB-5	2.28	58	1.25	32	3.00	76
H17DA-4	2.62	67	1.25	32	3.43	87
H17DB-5	2.62	67	1.25	32	3.43	87



BASO Gas Products LLC

H19 Series Automatic Shut-Off Pilot Gas Valve

Description


H19 Series gas valves provide complete shut-off if the flame heating the thermocouple is extinguished. The H19ME valve is for use in catalytic heater applications only and provides a lower milliamp dropout range. The H19 valve can be used with natural gas or LP at pressures up to 0.5 psi. Typical applications include heaters, commercial cooking equipment and similar applications. The optional pilot adjust valve allows for pilot flame adjustment.

Specifications

- Rated inlet pressure: 0.5 psi
- Permissible ambient (surface) temperature:
H19A_ is 32° to 150°F (0° to 66°C)
H19ME is -40° to 150°F (-40° to 66°C)

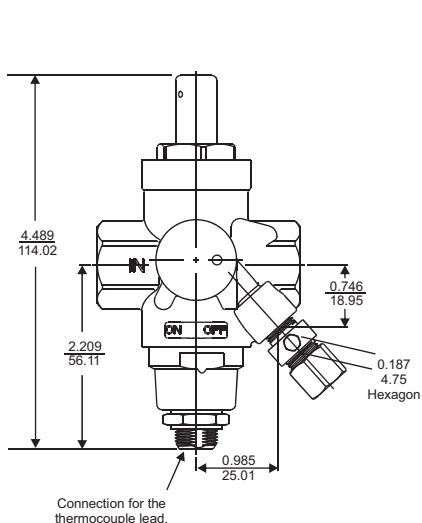
Agency Listing

- CSA (AGA/CGA) Certificate number 229521-1656106
- UL Recognized File number MH2926 (H19AA only)

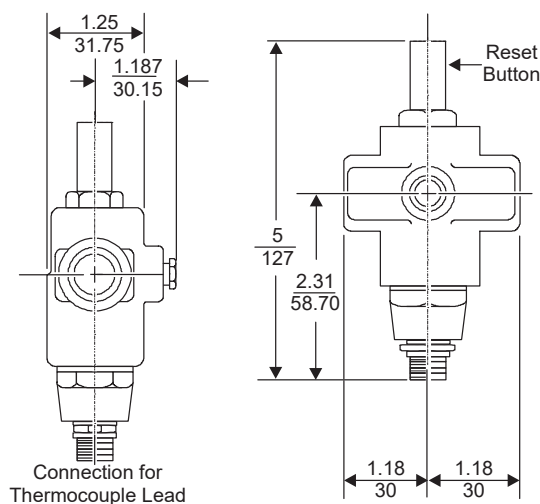


H19AA

H19AL
with Pilot
Adjust Valve



H19A_ Dimensions (in./mm)



H19ME Dimensions (in./mm)

Selection Chart

Part Number	Inlet and Outlet Female NPT	Natural Gas Capacity Btu/hr at 1 in. Pressure Drop.	Pilot Tap	Pilot Adjust Valve
▲ H19AA-4C	3/8 in. x 3/8 in.	140,000	1/4 in. cc left	No
▲ H19AL-2C		140,000	1/4 in. cc left	Yes
▲ H19ME-1C		75,000	Plugged	No

▲ means bulk pack is available upon request.

To convert pilots with 1/8-27 NPT threads to compression, use 42653-1H, sold 2 per package. See page 148.

BASO recommends using only BASO thermocouples that come from the original equipment manufacturer to provide optimum performance for your safety shutoff valve.

WARNING: This product can expose you to chemicals including Carbon Black, which is known to the State of California to cause Cancer. For more information, go to www.P65warnings.ca.gov



BASO Gas Products LLC

H19 Series High Pressure Automatic Shut-Off Pilot Gas Valve

Description

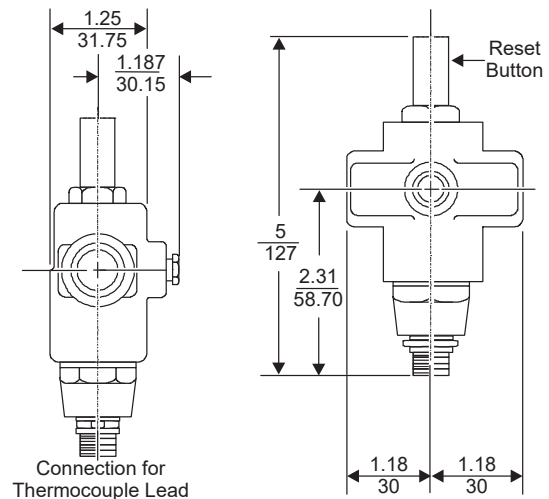
H19 Series high pressure gas valves provide safe lighting and complete shut-off if the flame heating the thermocouple is extinguished. The H19 valve can be used with natural gas or LP at pressures up to and including 25 psi. Typical applications include commercial and industrial heaters, crop dryers and similar applications. The H19LA and H19NA models with flow interruption feature allow gas flow only to the pilot during the lighting operation. The H19RA and H19TA models without flow interruption permit gas to flow to both the pilot and main burner. Sizes available are 1/4 and 3/8 NPT.

Specifications

- Rated inlet pressure: 25 psi
- H19TB only 15 psi
- Permissible ambient (surface) temperature:
-40° to 150°F (-40° to 66°C)
-40° to 225°F (-40° to 107°C) H19TB only

Agency Listing

- CSA (AGA/CGA) Certificate number 229521-1656106
- UL Recognized File number MH2926 (not H19TB)
- Australian Gas Association Certificate number 6734 (not H19TB)



H19 Dimensions (in./mm)

Selection Chart

Part Number	Inlet and Outlet Female NPT	Natural Gas Capacity Btu/hr at 2.5 psi Pressure Drop	Pilot Tap NPT	Flow Interrupter
▲ H19LA-1C	3/8 in. x 3/8 in.	600,000	1/8-27 right	Yes
▲ H19NA-4C	1/4 in. x 1/4 in.		1/8-27 right	Yes
▲ H19RA-2C	3/8 in. x 3/8 in.		1/8-27 right	No
▲ H19TA-3C	1/4 in. x 1/4 in.		1/8-27 right	No
H19TB-1C	1/4 in. x 1/4 in.		1/8-27 top	No

▲ means bulk pack is available upon request.

BASO recommends using only BASO thermocouples that come from the original equipment manufacturer to provide optimum performance for your safety shutoff valve.






BASO Gas Products LLC

H43 Series Automatic Shut-Off Pilot Gas Valve with Manual Shut-off

Description

H43 Series automatic pilot valves provide safe lighting and complete shut-off of pilot and main burner gas if the flame heating the thermocouple is extinguished. A manual valve handle with Pilot, On and Off positions allows operation of the valve without a thermostat. The H43 can be used with natural gas or LP at pressures up to 0.5 psi. Typical applications include heaters, wall furnaces, commercial cooking equipment, cater truck equipment and similar applications. Sizes available are 3/8 and 1/2 NPT and both standard and high temperature models are available.



Specifications

- Rated inlet pressure: 0.5 psi
- Permissible ambient (surface) temperature:
H43_A is 32° to 175°F (0° to 79°C)
H43_B is 32° to 250°F (0° to 121°C)

Agency Listing

- CSA (AGA/CGA) Certificate number 229521-1656111
- UL Recognized File number MH2926 (H43AA and BA models only)

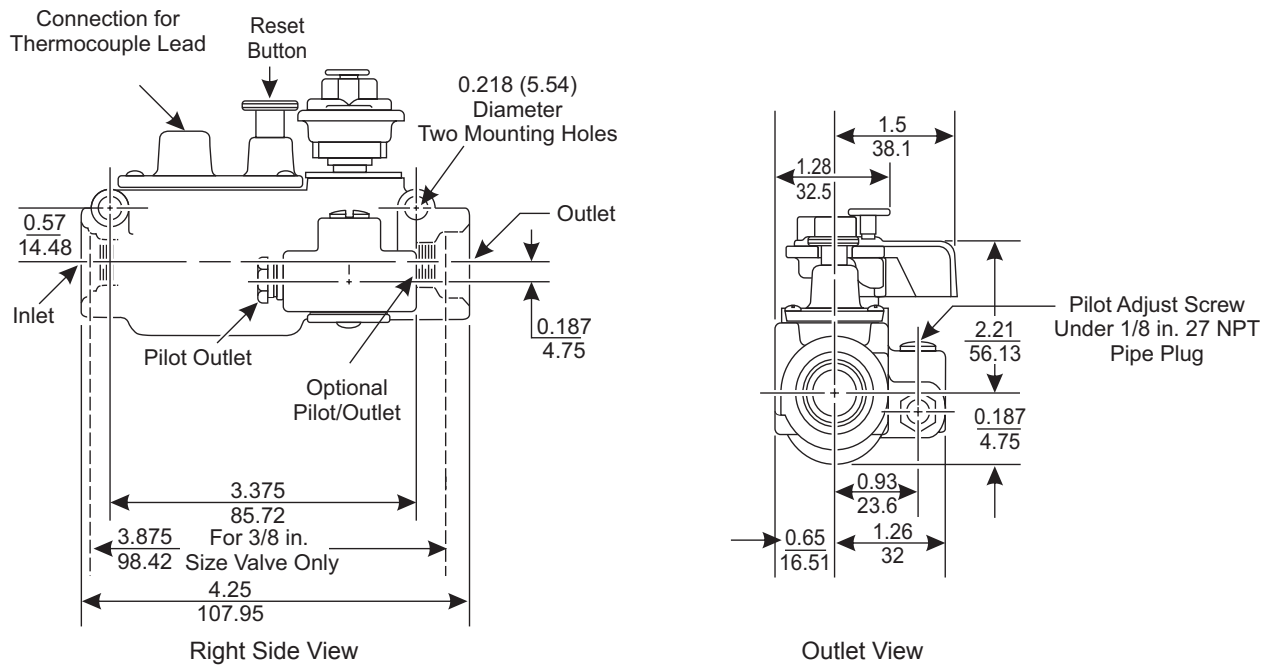
Selection Chart

Part Number	Inlet and Outlet Female NPT	Manual Valve Handle or Rod	Natural Gas Capacity Btu/hr at 1 in. Pressure Drop	Pilot Tap/ Pilot Gas Flow	Temperature Range
▲ H43AA-1C	3/8 in. x 3/8 in.	Handle	122,000	1/4 in. cc right/ same as main	Standard (175°F)
▲ H43AA-12C				1/4 in. cc right/ opposite main	Standard (175°F)
▲ H43AB-4C				1/4 in. cc right/ same as main	High Temperature (250°F)
▲ H43BA-2C	1/2 in. x 1/2 in.		150,000	1/4 in. cc right/ opposite main	Standard (175°F)
▲ H43BA-5C				1/4 in. cc right/ opposite main	Standard (175°F)
▲ H43BB-2C				1/4 in. cc right/ same as main	High Temperature (250°F)
H43GA-3C		1/4 in. Sq Rod	1/4 in. cc right/ same as main	Standard (175°F)	

▲ means bulk pack is available upon request.

BASO recommends using only BASO thermocouples that come from the original equipment manufacturer to provide optimum performance for your safety shutoff valve.





H43 Dimensions (in./mm)



BASO Gas Products LLC

BGX583N Series Non-Explosion Proof Valve

Description

BGX583N Series Non-Explosion Proof gas valves incorporate a solenoid operator with a thermoelectric operator. When used in conjunction with a momentary switch, this valve can be operated remotely, removing the liability of having to manually reset the valve. The BGX583N Series valve is typically used in catalytic heater applications and provides a lower milliamp dropout range. The BGX583N Series valve can be used with natural gas or LP at pressures up to 0.5 psi. The optional manual override feature is for restarts if power is lost to the solenoid. Typical applications include catalytic heaters, infrared heaters, agricultural heaters and other heating equipment.

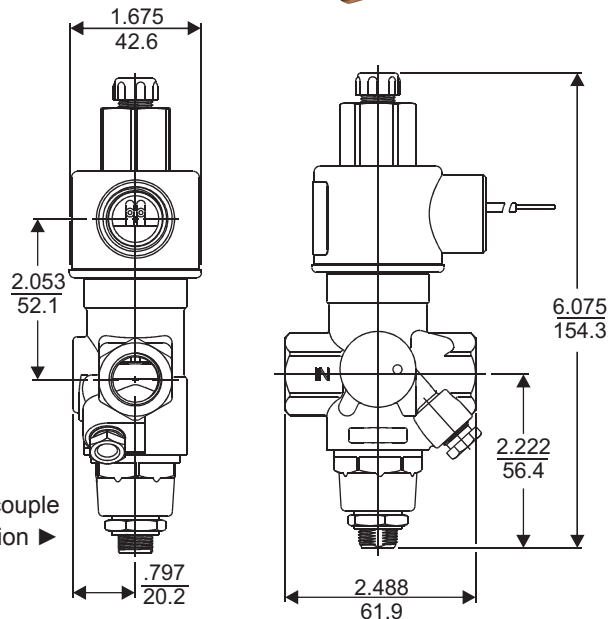
Specifications

- Rated inlet pressure: 0.5 psi
- Available voltages: 12 VDC or 24 VDC
- Inlet/Outlet sizes: 1/4 or 3/8 NPT
- Permissible ambient (surface) temperature: -40° to 149°F (-40° to 65°C)

Agency Listing

- UL Recognized File number MH2926

Note: If you have “AC” voltages, you can use our in-line bridge rectifier to convert to “DC” voltage. If you have 120 or 220 VAC, you will need to step down the voltage to the 12 or 24 VAC along with using the in-line bridge rectifier; see page 87.



BGX583N Dimensions (in./mm)

Selection Chart

Part Number	Inlet and Outlet Female NPT	Voltage	Natural Gas Capacity Btu/hr at 1 in. Pressure Drop	Pilot Tap	Manual Override Option
BGX583NMAE-1AAC	3/8 in. x 3/8 in.	12 VDC	140,000	Plugged	Yes
BGX583NNAE-1AAC		12 VDC	140,000	Plugged	No
BGX583NMBEN-1EAC		24 VDC	140,000	Plugged	No

BASO recommends using only BASO thermocouples that come from the original equipment manufacturer to provide optimum performance for your safety shutoff valve.





BASO Gas Products LLC

BE58 Series Explosion Proof Valve

Description

BE58 Series Explosion Proof gas valves incorporate a solenoid operator with a thermoelectric operator. Used in conjunction with a momentary switch, this valve can be operated remotely, removing the liability of having to manually reset the valve. The BE58 Series valve is for use in catalytic heater applications and provides a lower milliamp dropout range. The BE58 Series valve can be used with natural gas or LP at pressures up to 0.5 psi. The optional manual override feature is for restarts if power is lost to the solenoid. Typical applications include catalytic heaters, infrared heaters, agricultural heaters and other heating equipment.

Specifications

- Rated inlet pressure: 0.5 psi
- Available voltages: 12 VDC or 24 VDC
- Inlet/Outlet sizes: 1/4 or 3/8 NPT
- Can be used in Class I, Division I, Groups C and D; Class II, Division I, Groups E, F and G Hazardous Locations.
- Permissible ambient (surface) temperature: -40° to 149°F (-40° to 65°C)



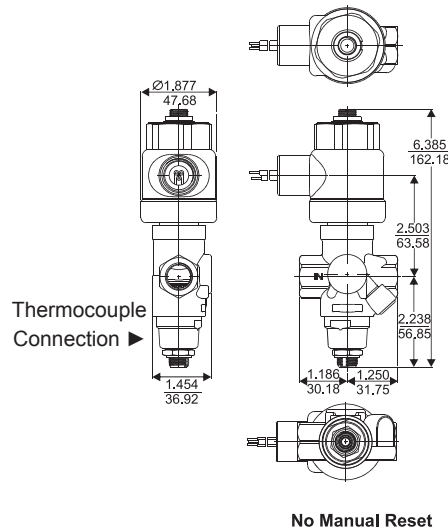
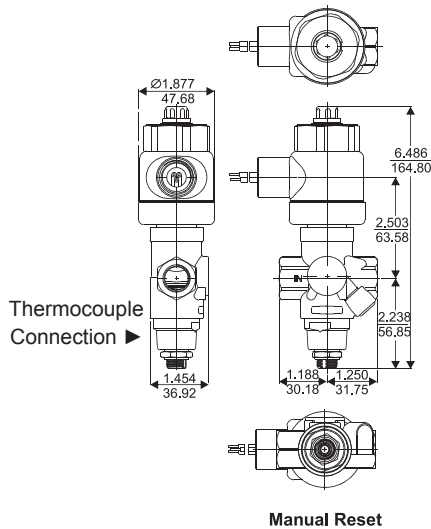
Patented 2013

Agency Listing

- UL Recognized File number MH2926

Note: BASO recommends using only BASO thermocouples that come from the original equipment manufacturer to provide optimum performance for your safety shutoff valve.

Note: If you have "AC" voltages, you can use our in-line bridge rectifier to convert to "DC" voltage. If you have 120 or 220 VAC, you will need to step down the voltage to the 12 or 24 VAC along with using the in-line bridge rectifier; see page 87.



BE58 Dimensions (in./mm)

Selection Chart

Part Number	Inlet and Outlet Female NPT	Voltage	Natural Gas Capacity Btu/hr at 1 in. Pressure Drop	Pilot Tap	Manual Override Option
BE58BTA-1AAC	3/8 in. x 3/8 in.	12 VDC	140,000	Plugged	Yes
BE58DTA-1AAC		12 VDC	140,000	Plugged	No
BE58BTB-1EAC		24 VDC	140,000	Plugged	No

WARNING: This product can expose you to chemicals including Carbon Black, which is known to the State of California to cause Cancer. For more information, go to www.P65warnings.ca.gov



BASO Gas Products LLC

L61 Series BASO® Pilot Switch

Description

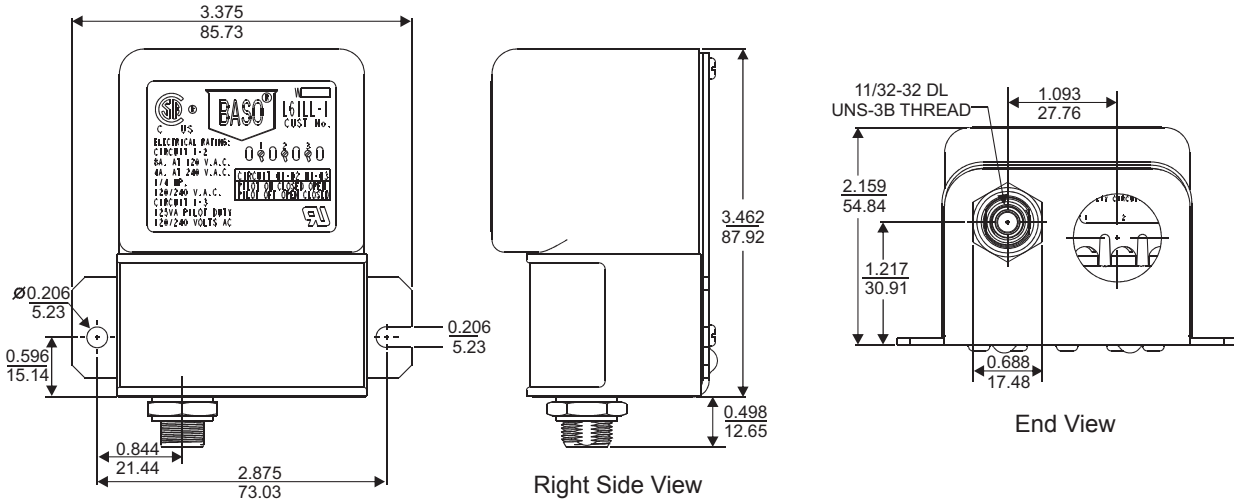
L61 Series pilot switches are for use on standing pilot equipment that require main burner shut-off when the pilot flame heating the thermocouple is extinguished. The L61LL-1 can be used with natural gas applications only at pressures up to 0.5 psi. Typical applications include domestic central heating, commercial space heating appliances, industrial processing equipment, commercial cooking equipment and similar applications.

Specifications

- Permissible ambient (surface) temperature: -40° to 150°F (-40° to 66°C)

Agency Listing

- CSA (AGA/CGA) Certificate number 229521-1656085
- UL Recognized File number MH2926



L61 Dimensions (in./mm)

Selection Chart

Part Number	Reset	100% Shut-off	Switch Action	Electrical Ratings
▲ L61LL-1C	Automatic	No	SPDT	At normally closed contact-125 VA pilot duty @120/240 VAC. At normally open contact-8 amp, 120 VAC; 4 amp, 240 VAC; 1/4 hp @ 120/240 VAC

▲ means bulk pack is available upon request.

The L61LL-1 is the universal replacement for BASO® 860-1, 861-1, 960-1, 961-1 and L61LL-2 and 3 controls. BASO recommends using only BASO thermocouples that come from the original equipment manufacturer to provide optimum performance for your safety shutoff valve.



BASO Gas Products LLC

L62 Series BASO® Pilot Switch

Description

L62 Series pilot switches are for use on standing pilot equipment that require main burner shut-off when the pilot flame heating the thermocouple is extinguished. The L62AA can be used with natural gas applications only at pressures up to 0.5 psi. The L62GB may be used with natural gas or LP at pressures up to 0.5 psi. Typical applications include domestic central heating, commercial space heating appliances, industrial processing equipment, commercial cooking equipment and similar applications.

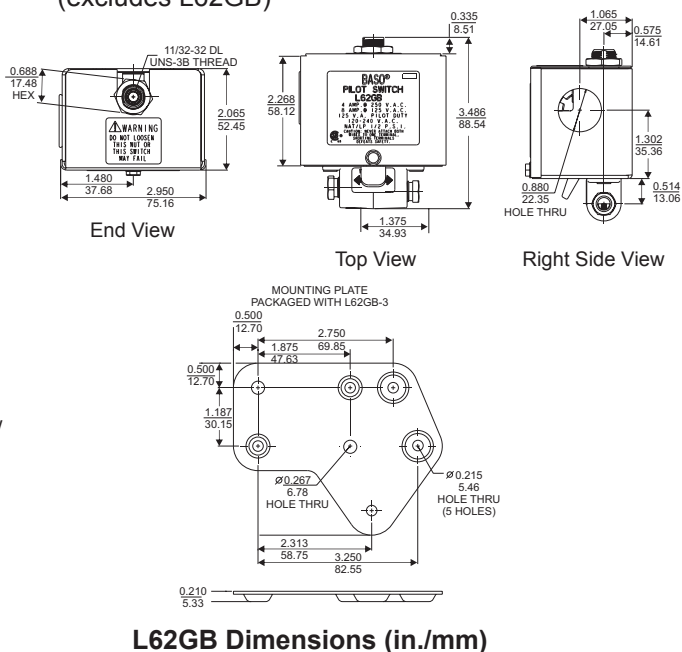
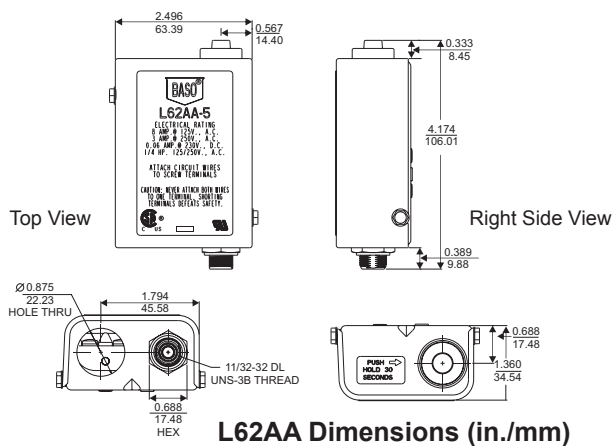
Specifications

- Rated inlet pressure: 0.5 psi for L62GB
- Permissible ambient (surface) temperature:
 - 40° to 150°F (-40° to 66°C) for L62AA
 - 40° to 175°F (-40° to 79°C) for L62GB
- Natural gas capacity Btu/hr at 1 in. pressure drop rating: 7,300 for the L62GB



Agency Listing

- CSA (AGA/CGA) Certificate number 229521-1656085
- UL Recognized File number MH2926 (excludes L62GB)



Selection Chart

Part Number	Reset	100% Shut-off	Switch Action	Electrical Ratings
▲ L62AA-5C(a)	Manual	No	SPST	8 amp, 125 VAC; 3 amp, 250 VAC; 0.06 amp, 230VDC; 1/4 hp @125/250 VAC
▲ L62GB-3C(b)	Manual	Yes	SPST	8 amp, 125 VAC; 4 amp, 250 VAC; 125 VA pilot duty @ 120/240 VAC

▲ means bulk pack is available upon request.

BASO recommends using only BASO thermocouples that come from the original equipment manufacturer to provide optimum performance for your safety shutoff valve.

The L62AA replaces BASO® 850-1 and L62AA-1 through 8. The L62GB replaces BASO® 853-1 through 6 and L62EA models. A universal mounting bracket is included with the L62GB to permit replacing other competitive models.

(a) Replaces Honeywell C434A; ITT/General A100G542; White-Rodgers 30E02-1.

(b) Replaces Honeywell C591A; ITT/General A100G543, A100G544 and A100G564.



BASO Gas Products LLC

K14 Series Thermocouples

Description

K14 Series thermocouples are designed to be used in catalytic heater applications where the longer length tip allows for better operation.

Agency Listing

- CSA (AGA/CGA) Certificate number 229521-1656071



Thermocouple Operated Gas Valves

Selection Chart

	Part Number	Length	Replaces Johnson Controls	Open Circuit mV Range	
				Pilot Flame	Catalytic Heat
▲	K14MA-24H	24 in. (610 mm)	N/A	20 – 28 mV	12–18 mV
▲	K14MA-36H	36 in. (914 mm)	K14MA-8036D	20 – 28 mV	12–18 mV
▲	K14MA-72H	72 in. (1829 mm)	N/A	20 – 28 mV	N/A

▲ means bulk pack is available upon request.

Notes: Connects to valves with 11/32-32 male nut connector
 Open Circuit: 15 mV minimum (pilot flame), 5 mV minimum (catalytic heat)
 Closed Circuit: 8 mV minimum
 Maximum Hot Junction Temperature: 1400°F (760°C)



BASO Gas Products LLC


K15DA Series Thermocouples

Description

K15DA Series thermocouples are designed to be used in many thermoelectric applications where standing pilots are needed. This style of thermocouple can also be used with other manufacturers' standing pilots.

Agency Listing

- CSA (AGA/CGA) Certificate number 229521-1656071



Selection Chart

	Part Number	Length	Replaces Johnson Controls	Open Circuit mV Range
▲	K15DA-12H	12 in. (305 mm)	N/A	20 – 28 mV
▲	K15DA-18H	18 in. (457 mm)	K15DS-18H, K15DS-1818H	20 – 28 mV
▲	K15DA-24H	24 in. (610 mm)	K15DS-24H, K15DS-1824H	20 – 28 mV
▲	K15DA-30H	30 in. (762 mm)	K15DS-30H, K15DS-1830H	20 – 28 mV
▲	K15DA-36H	36 in. (914 mm)	K15DS-36H, K15DS-1836H	20 – 28 mV
▲	K15DA-48H	48 in. (1219 mm)	N/A	20 – 28 mV

▲ means bulk pack is available upon request.

Notes: Connects to valves with 11/32-32 male nut connector
 Open Circuit: 15 mV minimum
 Closed Circuit: 8 mV minimum
 Maximum Hot Junction Temperature: 1500°F (816°C)

Thermocouples



BASO Gas Products LLC

K15DQ Series Thermocouples

Description

K15DQ Series thermocouples are designed to be used in many thermoelectric applications where standing pilots are needed. This thermocouple has a short element tip for designed applications. This style of thermocouple can also be used with other manufacturers' standing pilots.

Agency Listing

- CSA (AGA/CGA) Certificate number 229521-1656071



Selection Chart

	Part Number	Length	Replaces Johnson Controls	Open Circuit mV Range
▲	K15DQ-30H	30 in. (762 mm)	N/A	20 – 28 mV
▲	K15DQ-36H	36 in. (914 mm)	N/A	20 – 28 mV

▲ means bulk pack is available upon request.

Notes: Connects to valves with 11/32-32 male nut connector
 Open Circuit: 15 mV minimum
 Closed Circuit: 8 mV minimum
 Maximum Hot Junction Temperature: 1500°F (816°C)



BASO Gas Products LLC

K15FA Series Thermocouples

Description

K15FA Series thermocouples are designed to be used where the pilot bracket accepts a fast and easy snap-in style clip to hold the thermocouple. This thermocouple can also be used with other manufacturers' standing pilots where a snap-in clip is accepted.

Agency Listing

- CSA (AGA/CGA) Certificate number 229521-1656071



Selection Chart

	Part Number	Length	Replaces Honeywell / Robertshaw	Open Circuit mV Range
▲	K15FA-18H	18 in. (457 mm)	Q309A2143 / T46S18	20 – 28 mV
▲	K15FA-24H	24 in. (610 mm)	Q309A2119 / T46S24	20 – 28 mV
▲	K15FA-30H	30 in. (762 mm)	Q309A2150 / T46S30	20 – 28 mV
▲	K15FA-36H	36 in. (914 mm)	Q309A2200 / T46S36	20 – 28 mV
▲	K15FA-48H	48 in. (1219 mm)	Q309A2010 / T46S48	20 – 28 mV

▲ means bulk pack is available upon request.

Notes: Connects to valves with 11/32-32 male nut connector
 Open Circuit: 15 mV minimum
 Closed Circuit: 8 mV minimum
 Maximum Hot Junction Temperature: 1500°F (816°C)



BASO Gas Products LLC

Husky™

K16BA Series Thermocouples

Description

K16BA Series thermocouples are designed to be used in many thermoelectric applications where standing pilots are needed. This thermocouple does not come with a split sleeve and nut. This style of thermocouple can be used with other manufacturers' standing pilots.

Agency Listing

- CSA (AGA/CGA) Certificate number 229521-1656071



Selection Chart

	Part Number	Length	Replaces Johnson Controls	Open Circuit mV Range
▲	K16BA-12H	12 in. (305 mm)	N/A	25 – 35 mV
▲	K16BA-18H	18 in. (457 mm)	N/A	25 – 35 mV
▲	K16BA-24H	24 in. (610 mm)	N/A	25 – 35 mV
▲	K16BA-30H	30 in. (762 mm)	N/A	25 – 35 mV
▲	K16BA-36H	36 in. (914 mm)	N/A	25 – 35 mV
▲	K16BA-48H	48 in. (1219 mm)	K15WS-48HJ	25 – 35 mV
▲	K16BA-60H	60 in. (1524 mm)	N/A	25 – 35 mV
▲	K16BA-72H	72 in. (1829 mm)	N/A	25 – 35 mV

▲ means bulk pack is available upon request.

- Notes: Connects to valves with 11/32-32 male nut connector
 Open Circuit: 17 mV minimum
 Closed Circuit: 8 mV minimum
 Maximum Hot Junction Temperature: 1500°F (816°C)

Thermocouples



BASO Gas Products LLC

Husky™

K16BT Series Thermocouples

Description

K16BA Series thermocouples are designed to be used in many thermoelectric applications where standing pilots are needed. This style of thermocouple comes with a split sleeve and nut. This style of thermocouple can be used with other manufacturers' standing pilots.

Agency Listing

- CSA (AGA/CGA) Certificate number 229521-1656071



Thermocouples

Selection Chart

Part Number	Length	Replaces Johnson Controls	Open Circuit mV Range
K16BT-18H	18 in. (457 mm)	N/A	25 – 35 mV
K16BT-24H	24 in. (610 mm)	N/A	25 – 35 mV
K16BT-30H	30 in. (762 mm)	N/A	25 – 35 mV
K16BT-36H	36 in. (914 mm)	N/A	25 – 35 mV

Notes: Connects to valves with 11/32-32 male nut connector
 Open Circuit: 17 mV minimum
 Closed Circuit: 8 mV minimum
 Maximum Hot Junction Temperature: 1500°F (816°C)



BASO Gas Products LLC

Husky™

K16CA Series Thermocouples

Description

K16CA Series thermocouples are designed to be used where the pilot bracket accepts a fast and easy snap-in style clip to hold the thermocouple. This style of thermocouple can also be used with other manufacturers' standing pilots where a snap-in clip is accepted.

Agency Listing

- CSA (AGA/CGA) Certificate number 229521-1656071



Selection Chart

	Part Number	Length	Replaces Johnson Controls	Open Circuit mV Range
▲	K16CA-18H	18 in. (457 mm)	N/A	25 – 35 mV
▲	K16CA-30H	30 in. (762 mm)	N/A	25 – 35 mV
▲	K16CA-36H	36 in. (914 mm)	N/A	25 – 35 mV

▲ means bulk pack is available upon request.

Notes: Connects to valves with 11/32-32 male nut connector
 Open Circuit: 17 mV minimum
 Closed Circuit: 8 mV minimum
 Maximum Hot Junction Temperature: 1500°F (816°C)

Thermocouples



BASO Gas Products LLC

Husky™

K16FA Series Thermocouples

Description

K16FA Series thermocouples are designed to be used where a junction block connection is needed. This style of thermocouple can also be used with other manufacturers' standing pilots where a thread-in bracket connection is accepted. The addition of a junction block allows for a high limit switch connection. This places the power unit of the pilot control in series with the limit switch and thermocouple. If pilot flame is lost or a high limit switch occurs, the gas valve will shut off.



Agency Listing

- CSA (AGA/CGA) Certificate number 229521-1656071

Selection Chart

	Part Number	Length	Replaces Johnson Controls	Open Circuit mV Range
▲	K16FA-18H	18 in. (457 mm)	N/A	25 – 35 mV
▲	K16FA-24H	24 in. (610 mm)	N/A	25 – 35 mV
▲	K16FA-36H	36 in. (914 mm)	N/A	25 – 35 mV

▲ means bulk pack is available upon request.

Notes: Connects to valves with 11/32-32 male nut connector
 Open Circuit: 17 mV minimum
 Closed Circuit: 8 mV minimum
 Maximum Hot Junction Temperature: 1500°F (816°C)

Thermocouples




BASO Gas Products LLC

Husky™

K16JA Series Thermocouples

K16JA Description

K16JA Series thermocouples are designed to be used where the pilot bracket accepts a fast and easy snap-in style slip to hold the thermocouple. This style of thermocouple can also be used with other manufacturers' standing pilots where a snap-in clip is accepted. The addition of a junction block allows for a high limit switch connection. The places the power unit of the pilot control in series with the limit switch and thermocouple. If pilot flame is lost or a high limit switch occurs, the gas valve will shut off.



Agency Listing

- CSA (AGA/CGA) Certificate number 229521-1656071

Selection Chart

Part Number	Length	Replaces Johnson Controls	Open Circuit mV Range
▲ K16JA-24H	24 in. (610 mm)	N/A	25 – 35 mV

▲ means bulk pack is available upon request.

Notes: Connects to valves with 11/32-32 male nut connector
 Open Circuit: 17 mV minimum
 Closed Circuit: 8 mV minimum
 Maximum Hot Junction Temperature: 1500°F (816°C)

Thermocouples



BASO Gas Products LLC

Husky™ K16RA Series Nickle-Plated Thermocouples

Description

K16RA Series thermocouples are designed to be used in many thermoelectric applications where standing pilots are needed. The K16RA Series has nickel plating added for applications where corrosion resistance is needed to extend the life of the thermocouple. This style thermocouple can also be used with other manufacturers' standing pilots.

Agency Listing

- CSA (AGA/CGA) Certificate number 229521-1656071



Selection Chart

	Part Number	Length	Replaces Johnson Controls	Open Circuit mV Range
▲	K16RA-24H	24 in. (610 mm)	N/A	25 – 35 mV
▲	K16RA-30H	30 in. (762 mm)	N/A	25 – 35 mV
▲	K16RA-36H	36 in. (914 mm)	N/A	25 – 35 mV
▲	K16RA-48H	48 in. (1219 mm)	N/A	25 – 35 mV
▲	K16RA-60H	60 in. (1524 mm)	N/A	25 – 35 mV
▲	K16RA-72H	72 in. (1829 mm)	N/A	25 – 35 mV

▲ means bulk pack is available upon request.

Notes: Connects to valves with 11/32-32 male nut connector
 Open Circuit: 17 mV minimum
 Closed Circuit: 8 mV minimum
 Maximum Hot Junction Temperature: 1500°F (816°C)

Thermocouples



BASO Gas Products LLC

Husky™

K16RM Series Nickle-Plated Thermocouples

Description

K16RM Series thermocouples are designed to be used in many thermoelectric applications where standing pilots are needed. The K16RM Series has nickel plating added for applications where corrosion resistance is needed to extend the life of the thermocouple. This style thermocouple can also be used with other manufacturers' standing pilots. This thermocouple includes a split sleeve and nut. The K16RM Series is your solution where distance in your application is required.



Agency Listing

- CSA (AGA/CGA) Certificate number 229521-1656071

Selection Chart

Part Number	Length	Replaces Johnson Controls	Open Circuit mV Range
K16RM-96H	96 in. (2438 mm)	N/A	25 – 35 mV
K16RM-120H	120 in. (3048 mm)	N/A	25 – 35 mV
K16RM-144H	144 in. (3658 mm)	N/A	25 – 35 mV
K16RM-180H	180 in. (4572 mm)	N/A	25 – 35 mV
K16RM-240H	240 in. (6096 mm)	N/A	25 – 35 mV

Notes: Connects to valves with 11/32-32 male nut connector
 Open Circuit: 17 mV minimum
 Closed Circuit: 8 mV minimum
 Maximum Hot Junction Temperature: 1500°F (816°C)

Thermocouples



BASO Gas Products LLC

Husky™

K16WT Series Thermocouples

Description

K16WT Series thermocouples are heavy duty larger gauge copper tubing for lower load currents to operate. This thermocouple includes an adapter that attaches to a male terminal connector. This style of thermocouple can also be used with other manufacturers' standing pilots.

Agency Listing

- CSA (AGA/CGA) Certificate number 229521-1656071



Selection Chart

Part Number	Length	Replaces	Open Circuit mV Range
K16WT-48H	48 in. (1219 mm)	N/A	25 – 35 mV
K16WT-60H	60 in. (1524 mm)	N/A	25 – 35 mV
K16WT-72H	72 in. (1829 mm)	N/A	25 – 35 mV

Notes: Connects to valves with 11/32-32 female nut connector

Open Circuit: 17 mV minimum

Closed Circuit: 8 mV minimum

Maximum Hot Junction Temperature: 1500°F (816°C)

The K16WT works better for situations where millivolt line loss needs to be kept to a minimum.

63499-WT Series "WT" Extension Kits

Description

63499-WT Series are used where additional length is needed. These kits adapt directly to the K16WT series only.

Agency Listing

- None

Selection Chart

Part Number	Length
63499-WT48H	48 in. (1219 mm)
63499-WT60H	60 in. (1524 mm)
63499-WT72H	72 in. (1829 mm)



Thermocouples



BASO Gas Products LLC

Husky™

K16SA and K19SA Series Thermocouples with Metric Thread

Description

The K16SA thermocouple is designed to be used in many thermoelectric applications where the connections need metric threads. They are also designed to be used where the pilot bracket accepts a fast and easy snap-in style clip to hold the thermocouple. This style of thermocouple can also be used with other manufacturers' standing pilots where a snap-in clip is accepted.



K16SA

Agency Listing

- CSA (AGA/CGA) Certificate number 229521-1656071

K16SA Selection Chart

	Part Number	Length	Replaces	Open Circuit mV Range
▲	K16SA-18H	18 in. (457 mm)	N/A	25 – 35 mV
▲	K16SA-36H	36 in. (914 mm)	Norcold 61436322	25 – 35 mV

▲ means bulk pack is available upon request.

Notes: Connects to valves with M8 x 1-6g male nut connector
 Open Circuit: 17 mV minimum
 Closed Circuit: 8 mV minimum
 Maximum Hot Junction Temperature: 1500°F (816°C)

Description

K19SA Series thermocouples are designed to be used in many thermoelectric applications where the connections need metric threads. This style of thermocouple can also be used with other manufacturers' standing pilots. Typically used in the RV industry.



K19SA

Agency Listing

- CSA (AGA/CGA) Certificate number 229521-1656071

K19SA Selection Chart

	Part Number	Length	Replaces	Open Circuit mV Range
▲	K19SA-18H	18 in. (457 mm)	Norcold 618445	25 – 35 mV
▲	K19SA-48H	48 in. (1219 mm)	Norcold 617983	25 – 35 mV
▲	K19SA-60H	60 in. (1524 mm)	Norcold 619154	25 – 35 mV
▲	K19SA-78H	78 in. (1981 mm)	Norcold 620424	25 – 35 mV

▲ means bulk pack is available upon request.

Notes: Connects to valves with M8 x 1-6g male nut connector
 Open Circuit: 17 mV minimum
 Closed Circuit: 8 mV minimum
 Maximum Hot Junction Temperature: 1300°F (704°C)

Thermocouples




BASO Gas Products LLC

K17AJ Series Universal Thermocouple with Junction Block

Description

K17AJ Series thermocouples are designed to be used where a junction block connection is needed. This thermocouple can be used with the BASO® brand or other thermoelectric type valves and standing pilot burners. The addition of a junction block allows for a high limit switch connection. This places the power unit of the pilot control in series with the limit switch and thermocouple. If pilot flame is lost or a high limit switch occurs, the gas valve will shut off. This style of thermocouple, based on the fact that it is a universal adaption design, makes it a compatible replacement with other manufacturers' standing pilots. The K17AJ Series comes with two adapters and a spring clip.



Agency Listing

- None

Selection Chart

Part Number	Length	Replaces Johnson Controls	Open Circuit mV Range
K17AJ-18H	18 in. (457 mm)	White-Rodgers H06F-18, Reddy Heater 099538-01	30 – 40 mV
K17AJ-24H	24 in. (610 mm)	White-Rodgers H06F-24	30 – 40 mV
K17AJ-36H	36 in. (914 mm)	White-Rodgers H06F-36, Jade Controls TK5-36J, Comfort Glo 115793-01	30 – 40 mV

Notes: Connects to valves with 11/32-32 male nut connector
Open Circuit: 25 mV minimum
Closed Circuit: 8 mV minimum
Maximum Hot Junction Temperature: 700°C (1292°F)




BASO Gas Products LLC

K17 Series Universal Thermocouple

Description

K17 Universal thermocouples are designed to be used in many thermoelectric applications where standing pilots are needed. This style of thermocouple, based on the fact that it is a universal adaption design, makes it a compatible replacement with other manufacturers' standing pilots. The universal kit comes with two adapters and a spring clip.



Agency Listing

- None

Selection Chart

Part Number	Length	Replaces	Open Circuit mV Range
K17AT-18H	18 in. (457 mm)	Honeywell Q337, Robertshaw T26, BASO K19AT Series, Johnson Controls K19AA Series, K19AT Series, K19BA Series, K19CA Series and White Rodgers H06E-18	30 – 40 mV
K17AT-24H	24 in. (610 mm)	Honeywell Q337, Robertshaw T26, BASO K19AT Series, Johnson Controls K19AA Series, K19AT Series, K19BA Series, K19CA Series and White Rodgers H06E-24	30 – 40 mV
K17AT-30H	30 in. (762 mm)	Honeywell Q337, Robertshaw T26, BASO K19AT Series, Johnson Controls K19AA Series, K19AT Series, K19BA Series, K19CA Series and White Rodgers H06E-30	30 – 40 mV
K17AT-36H	36 in. (914 mm)	Honeywell Q337, Robertshaw T26, BASO K19AT Series, Johnson Controls K19AA Series, K19AT Series, K19BA Series, K19CA Series and White Rodgers H06E-36	30 – 40 mV
K17AT-48H	48 in. (1219 mm)	Honeywell Q337, Robertshaw T26, BASO K19AT Series, Johnson Controls K19AA Series, K19AT Series, K19BA Series, K19CA Series and White Rodgers H06E-48	30 – 40 mV
K17AT-60H	60 in. (1524 mm)	Honeywell Q337, Robertshaw T26, BASO K19AT Series, Johnson Controls K19AA Series, K19AT Series, K19BA Series and K19CA Series	30 – 40 mV
K17AT-72H	72 in. (1829 mm)	Honeywell Q337, Robertshaw T26, BASO K19AT Series, Johnson Controls K19AA Series, K19AT Series, K19BA Series, K19CA Series and White Rodgers H06E-72	30 – 40 mV

Notes: Connects to valves with 11/32-32 male nut connector
 Open Circuit: 25 mV minimum
 Closed Circuit: 8 mV minimum
 Maximum Hot Junction Temperature: 700°C (1292°F)



BASO Gas Products LLC

K17DA, K17LM, K17RA, and K17MA Series Low Mass Thermocouples

Description

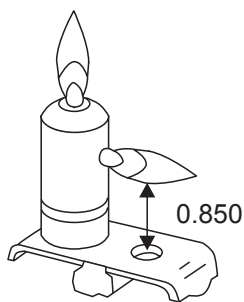
Our K17DA, K17LM and K17RA Series are all low mass, quick drop out thermocouples with standard threads and the K17MA Series are metric threads all used with natural or LP gases. Applications are fireplaces, fire pits, and BBQ units that require a quick response thermocouple to shut down the safety valves.

Agency Listing

- None

Note:

- The optimum distance for proper flame reading is 0.850 in. (21.6 mm). Anything over that will not function properly, causing malfunction of equipment.
- K17RA series are nickel plated for protection from corrosive elements.
- Models K17DA, K17MA and K17RA cannot be used with J990MDA-2H pilot burner.
- Open circuit: 17 mV minimum
- Closed circuit: 8 mV minimum
- Maximum Hot junction temperature: 700°C (1292°F)



Thermocouples

Selection Chart

Part Number	Length	Replaces	Open Circuit mV Range
K17DA-27H	27 in. (686mm)	Robertshaw 1960-027 Mendota 05-07-00062	30 – 40 mV
K17RA-27H	27 in. (686mm)	N/A	30 – 40 mV
K17RA-36H	36 in. (914 mm)	N/A	30 – 40 mV
K17LM-27H	27 in. (686mm)	Threaded body	30 – 40 mV
K17LM-36H	36 in. (914 mm)	Threaded body	30 – 40 mV
K17MA-36H	36 in. (914 mm)	M9x1 Terminal Thread Type	30 – 40 mV



BASO Gas Products LLC

K19 Series Universal Thermocouple

Description

K19 Universal thermocouples are designed to be used in many thermoelectric applications where standing pilots are needed. This style of thermocouple, based on the fact that it is a universal adaption design, makes it a compatible replacement with other manufacturers' standing pilots. The universal kit comes with two adapters and a spring clip.

Agency Listing

- CSA (AGA/CGA) Certificate number 229521-1656071



Selection Chart

Part Number	Length	Replaces	Open Circuit mV Range
K19AT-18H	18 in. (457 mm)	Honeywell Q337, Robertshaw T26, BASO K17, Johnson Controls K19AA, K19AT-1000, -2000, -3000, -4000, -5000, -6000, -7000, -8000, -9000, K19BA, K19CA	25 – 35 mV
K19AT-24H	24 in. (610 mm)	Honeywell Q337, Robertshaw T26, BASO K17, Johnson Controls K19AA, K19AT-1000, -2000, -3000, -4000, -5000, -6000, -7000, -8000, -9000, K19BA, K19CA	25 – 35 mV
K19AT-30H	30 in. (762 mm)	Honeywell Q337, Robertshaw T26, BASO K17, Johnson Controls K19AA, K19AT-1000, -2000, -3000, -4000, -5000, -6000, -7000, -8000, -9000, K19BA, K19CA	25 – 35 mV
K19AT-36H	36 in. (914 mm)	Honeywell Q337, Robertshaw T26, BASO K17, Johnson Controls K19AA, K19AT-1000, -2000, -3000, -4000, -5000, -6000, -7000, -8000, -9000, K19BA, K19CA	25 – 35 mV
K19AT-48H	48 in. (1219 mm)	Honeywell Q337, Robertshaw T26, BASO K17, Johnson Controls K19AA, K19AT-1000, -2000, -3000, -4000, -5000, -6000, -7000, -8000, -9000, K19BA, K19CA	25 – 35 mV
K19AT-60H	60 in. (1524 mm)	Honeywell Q337, Robertshaw T26, BASO K17, Johnson Controls K19AA, K19AT-1000, -2000, -3000, -4000, -5000, -6000, -7000, -8000, -9000, K19BA, K19CA	25 – 35 mV
K19AT-72H	72 in. (1829 mm)	Honeywell Q337, Robertshaw T26, BASO K17, Johnson Controls K19AA, K19AT-1000, -2000, -3000, -4000, -5000, -6000, -7000, -8000, -9000, K19BA, K19CA	25 – 35 mV

Notes: Connects to valves with 11/32-32 male nut connector
 Open Circuit: 17 mV minimum
 Closed Circuit: 8 mV minimum
 Maximum Hot Junction Temperature: 1300°F (704°C)



BASO Gas Products LLC

T36A1 Series Universal Thermopile

Description

The T36A1-1 universal thermopile kit comes complete with an adapter for easy assembly into the pilot burner. Spade terminals are used for connecting to a millivolt gas valve. Other lengths may be made available depending upon customer requirements.



Agency Listing

- None

Selection Chart

Part Number	mV Range	Connection	Length	Gas
T36A1-1H	600 – 750 mV	Spade, Terminal	36 in. (914 mm)	Natural gas or LP

Universal Kit Contents

(1) Thermopile; (1) PG9 Adapter (BPG9-1)*; (1) Clip, Spring (SPC11-1)*

*Both items can be purchased separately; see page 80.

Used with Pilot Burners: Q314, Q324, Q327, Q377, Q379 and Q382

Replaces Models:

White Rodgers	Robertshaw	Honeywell	Jade Controls
G01A-502	A-1950-532 A-1950-001	Q313A1139 Q313A1170 Q313A1188 *Q313A1022	JH-36 JHA-36

Note: Functionally the same.

T36B0 Series Universal Coaxial Thermopile

Description

The T36B0-1 universal coaxial thermopile kit comes complete with an adapter for easy assembly into the pilot burner. Other lengths may be made available depending upon customer requirements.



Agency Listing

- None

Selection Chart

Part Number	mV Range	Connection	Length	Gas
T36B0-1H	250 – 750 mV	Coaxial	36 in. (914 mm)	Natural gas or LP

Universal Kit Contents

(1) Thermopile; (1) PG9 Adapter (BPG9-1)*; (1) Clip, Spring (SPC11-1)*

*Both items can be purchased separately; see page 80.

Replaces Models:

Robertshaw
1951-001; 951-536



BASO Gas Products LLC

Thermocouple and Thermopile (Millivolt Generator) Accessories

Description



These are components that are used to attach the thermocouple or thermopile to a pilot burner or bracket.

Selection Chart (Thermocouple Accessories)

Packaged 1 per bag.

Part Number	Description	Length	Thread
 27532-4000H	Snap Ring Clip	0.460 in.	Fits 0.325 Diameter Hole
 31543-3H	Terminal Nut	0.531 in.	Transition Female 7/16-27 to 11/32-32 Thread
 38323-2H	Lead Adapter	0.594 in.	1/2-24 Thread
 61659-1H	Thermocouple Adapter Assembly (K16WT)	0.985 in.	Transition Male 7/16-27 to 11/32-32 Thread
 ADP4000-2H	Lead Adapter (K17 or K19)	1.065 in.	7/16-27 Thread
 BSG73-4000H	Bushing Adapter	0.250 in.	0.244 in. Diameter

Selection Chart (Thermopile Accessories)

Part Number	Description	Length	Diameter
 BPG9-1H	Thermopile Adapter	1.800	N/A
 SPC11-1H	Spring Clip	0.379	N/A

Thermocouple Accessories



BASO Gas Products LLC


Y99AN Series Junction Block

Description

Y99AN Series junction blocks are used for high limit or spill switches. The use of this junction block will put the power unit in series with the switch and thermocouple so the gas valve's thermoelectric device will shut off when a pilot flame failure occurs and the switch opens.

Agency Listing

- None



Y99AN-1



Y99AN-17

Thermocouple Accessories

Selection Chart

Part Number	Spade Connections	Replaces
Y99AN-1H	1/4 Male	TCA-1
Y99AN-17H	1/4 Male	TCA-1, Y99AN-1

Note: Threads to a 11/32-32 male nut and 11/32-32 female nut



BASO Gas Products LLC

Y99AL Series Test Couple

Description

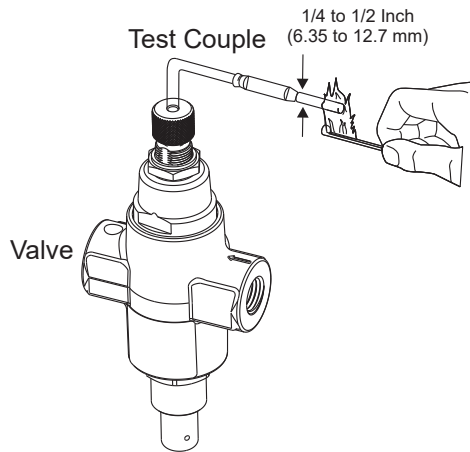
The Y99AL Series test thermocouple is a quick way to test thermoelectric valves for proper function.

Agency Listing

- None

Selection Chart

Part Number	Spade Connections
Y99AL-1H	7/16-27 UNS Female Thread or 11/32-32 UNS Male Thread





CAUTION
UNIT CONVERTED TO
3 TO 5 IN. W.C.
(7 TO 10 MBAR)
REGULATION

Accessories





BASO Gas Products LLC

Y99TB-1 Thermocouple Quick Tester

Description

The Y99TB-1 Thermocouple Tester makes for quick review of a potential faulty thermocouple. This is an inexpensive way to quickly test a thermocouple.

Selection Chart

Part Number	Description
Y99TB-1H	Thermocouple Tester



General Instructions

Attach the threaded end of the thermocouple to the threaded end of the tester. Tighten by hand and finish tightening 1/8 turn with an open-end wrench. Apply a flame to the thermocouple tip and compress the spring. If it does not spring back, the thermocouple is good.

Agency Listing

- None



BASO Gas Products LLC

BGD258 or GM7000 Series Combination Gas Valve Regulator Conversion Kits

Description

GM-70 conversion kits are used in BGC258, BGE258, BGF358, BGG258, BGD258 and GM model gas valves. These conversion kits can be used to change a regulator from natural gas to LP or from LP to natural gas operation. The GM-70-CBP kit can also be used to convert from a regulating valve to a non-regulating valve.

Each regulating GM-70-CLP or GM-70-CNG conversion kit contains the following:

- (1) regulator spring
- (1) adjusting screw
- (1) seal screw
- (1) caution label

The non-regulating GM-70-CBP conversion kit contains the following:

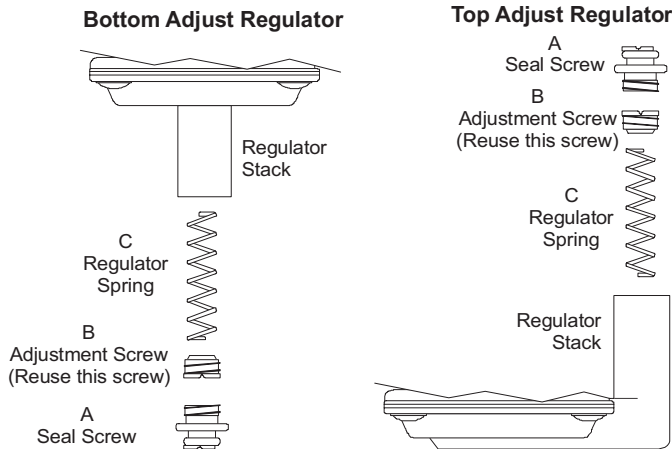
- (1) blank plate
- (1) gasket
- (4) self-tapping mount screws
- (1) caution label



Regulator Conversion Kit, LP to Natural Gas



Regulator Conversion Kit, Natural Gas to LP



Non-Regulating Conversion Kit

Selection Chart

Part Number	Regulator Adjustment Type	Conversion To
GM-70-CLP	Bottom Adjust LP	9 to 12 in. WC (22.5 to 30 mbar)
GM-70-CNG	Bottom Adjust Natural	3 to 5 in. WC (7.5 to 12.5 mbar)
GM-70-CBP	Top or Bottom Adjust	Natural gas or LP Regulation to Non-Regulation
Y71GB-1H	Top Adjust LP	8 to 12 in. WC (22.5 to 30 mbar)
Y71QC-1H	Top Adjust Natural	3 to 5 in. WC (7.5 to 12.5 mbar)

Accessories



BASO Gas Products LLC

Replacement Potted Coils

Description

BASO® RSDA Series DIN style 43650 Form B connection 1/4" male spade replacement coils are electrically operated. Only use genuine BASO® coils when repairing a BASO® valve. The use of any other manufacturers' coils will not work to the original tested and certified products. For ease of coil identification, review colored voltages before replacing. For further information relating to the replacement coils, please contact BASO® Gas Products LLC.



Selection Chart for replacement solenoid coils for gas valve series BGA158, BGA171, BGA110, BGD258, GM7000, BGC258, BGD278, BGC278, G96 or G960

Part Number	Description	Coil Color
▲ RSDA95A-12C	12 VDC; 2-tab 10.5 VA Coil	Red
▲ RSDA95A-25C	25 VAC; 50/60 Hz; 3-tab 10.5 VA Coil	Green
▲ RSDA95A-25VC	25 VDC; 3-tab 11.5 VA Coil	Green
▲ RSDA95A-25AC	25 VAC; 50/60 Hz; 2-tab 10.5 VA Coil	Green
▲ RSDA95A-120C	120 VAC; 50/60 Hz; 3-tab 10.5 VA Coil	Blue
▲ RSDA95A-240C	240 VAC; 50/60 Hz; 3-tab 10.5 VA Coil	Black

▲ means bulk pack is available upon request.

Selection Chart for replacement solenoid coils for gas valve series BGA158, BGA171, BGA110, BGD258, BGC278, BGD278, B21, G96 or H96

Part Number	Description	Coil Color
▲ RSDA16A-12C	12 VDC; 2-tab 15 VA Coil	Red
▲ RSDA16A-25C	25 VAC; 50/60 Hz; 3-tab 15 VA Coil	Green
▲ RSDA16A-25VC	25 VDC; 3-tab 17 VA Coil	Green
▲ RSDA16A-25AC	25 VAC; 50/60 Hz; 2-tab 15 VA Coil	Green
▲ RSDA16A-120C	120 VAC; 50/60 Hz; 3-tab 15 VA Coil	Blue
▲ RSDA16A-240C	240 VAC; 50/60 Hz; 3-tab 15 VA Coil	Black
▲ RSDA17A-12C	12 VDC; 2-tab 17 VA Coil	Yellow
▲ RSDA17A-B12C	12 VDC; 2-tab 17 VA Coil	Brown
▲ RSDA17A-24C	24 VDC; 2-tab 17 VA Coil	Natural

▲ means bulk pack is available upon request.

Selection Chart for replacement solenoid coils for gas valves series BGA158, BGA171, BGA110, BGD258, BGC258, BGD278, B21, BGC278, G96 or H96 (these coils are sealed to minimize issues where moisture may be present)

Part Number	Description	Coil Color
▲ RSDA95A-E12C	12 VAC; 2-tab 10.5 VA Coil	Red
▲ RSDA95A-E25C	25 VAC; 3-tab 10.5 VA Coil	Green
▲ RSDA95A-E120C	120 VAC; 3-tab 10.5 VA Coil	Blue
▲ RSDA95A-E240C	240 VAC; 3-tab 10.5 VA Coil	Black
▲ RSDA16A-E12C	12 VAC; 2-tab 15 VA Coil	Red
▲ RSDA16A-E25C	25 VAC; 3-tab 15 VA Coil	Green
▲ RSDA16A-E120C	120 VAC; 3-tab 15 VA Coil	Blue
▲ RSDA16A-E240C	240 VAC; 3-tab 15 VA Coil	Black
▲ RSDA17A-E12C	12 VDC; 2-tab 17 VA Coil	Yellow

▲ means bulk pack is available upon request.

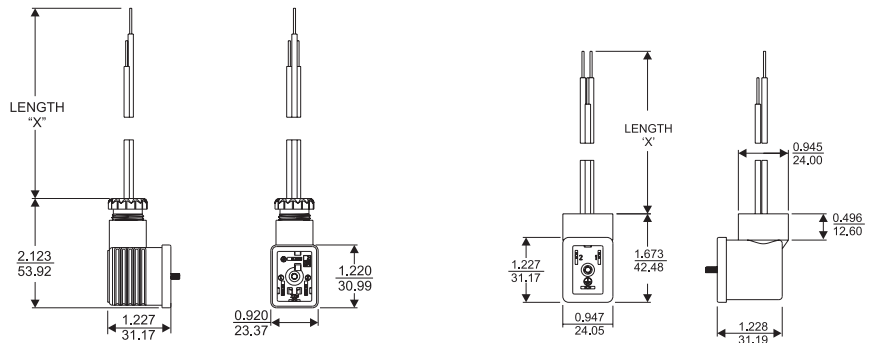



BASO Gas Products LLC

SVC Series Connector

Description

The SVC Series DIN Style 43650 Form B is used in conjunction with wires to connect to the BASO® potted solenoids. The DIN connector provides a protective enclosure for the terminals. The distinct advantage of using a DIN connector is the added strain relief protection from wire stress and it is easier for service people to remove and reconnect. The gasket will provide an additional protection to the terminals from outside infiltration of dust and moisture.



SVC200-1

SVC210-1

Selection Chart

	Part Number	Style	Rating Protection	Construction	With Connector
▲	SVC200-1H	43650 Form B	IP65	Overmolded	Cable Socket
▲	SVC210-1H	43650 Form B	IP65	Overmolded	Conduit 1/2 NPT

▲ means bulk pack is available upon request.

Note: SVC Series DIN connector comes with gasket and attachment screw.

Pre-wired DIN connectors are available in lengths from 10 to 90 inches in increments of 10 inches.


See pages 88–89.

BDG100A-600 Series In-Line Bridge Rectifier

Description

The BDG100A-600 series in-line bridge rectifier allows you to easily connect to an “AC” voltage and convert to a “DC” voltage.

Note: The output voltage of the transformer must match the DC coil rating. There will be a line voltage loss of 10–15% after the in-line bridge rectifier.



Selection Chart

Part Number	Connections	Connections
BDG100A-600	1/4" Female (2)	1/4" Male (2)



BASO Gas Products LLC

SCAC/SCAR Series Assembly, Wire Harness

Description

The SCAC/SCAR series wire harnesses come in various lengths and connectors which can be used with any BASO solenoid operated valve to make connecting to the coil easier. The wires are 18 AWG. UL Style 1015. The DIN connectors are in 1/2" conduit style or strain relief around the wires. The gasket and screw to attach are included.



Selection Chart

Part Number	DIN Type	Wire Length	Wire Color Terminal	Wire Color Terminal	Wire Color Terminal
SCAC2400A-3H	Conduit	30 "	Yellow / 1/4" Male Insulated	Black / 1/4" Male Insulated	Green / None
SCAC02500-3H	Conduit	30"	White / None	Black / None	Green / None
SCAC02506-3H	Conduit	30"	White / None	Black / None	Green / None
SCAC02507-3H	Conduit	30"	White / 1/4" Female Non-Ins	Black / 1/4" Female Non-Ins	Green / None
SCAC02507-4H	Conduit	40"	White / 1/4" Female Non-Ins	Black / 1/4" Female Non-Ins	Green / None
SCAC12006-1H	Conduit	10"	White / None	Black / None	Green / None
SCAC12006-3H	Conduit	30"	White / None	Black / None	Green / None
SCAC12006-4H	Conduit	40"	White / None	Black / None	Green / None
SCAC12006-5H	Conduit	50"	White / None	Black / None	Green / None
SCAC12006-6H	Conduit	60"	White / None	Black / None	Green / None
SCAC12007-1H	Conduit	10"	White / 1/4" Female Non-Ins	Black / 1/4" Female Non-Ins	Green / None
SCAC12007-2H	Conduit	20"	White / 1/4" Female Non-Ins	Black / 1/4" Female Non-Ins	Green / None
SCAC12007-4H	Conduit	40"	White / 1/4" Female Non-Ins	Black / 1/4" Female Non-Ins	Green / None
SCAC12066-3H	Conduit	30"	White / None	Black / None	Green / None
SCAC12066-4H	Conduit	40"	White / None	Black / None	Green / None
SCAC12066-5H	Conduit	50"	White / None	Black / None	Green / None
SCAC12066-9H	Conduit	90"	White / None	Black / None	Green / None
SCAC24006-1H	Conduit	10"	Yellow / None	Black / None	Green / None
SCAC24006-3H	Conduit	30"	Yellow / None	Black / None	Green / None
SCAC24006-4H	Conduit	40"	Yellow / None	Black / None	Green / None
SCAC24006-5H	Conduit	50"	Yellow / None	Black / None	Green / None

SCAC24007-2H	Conduit	20"	Yellow / ¼" Male Insulated	White / ¼" Male Insulated	Green / None
SCAC24007-3H	Conduit	30"	Yellow / ¼" Male Insulated	Black / ¼" Male Insulated	Green / None
SCAC32007-3H	Conduit	30"	Yellow / ¼" Male Insulated	White / ¼" Male Insulated	Green / None
SCAC32507-4H	Conduit	40"	Red / ¼" Male Insulated	White / ¼" Male Insulated	Green / None
SCAC62500-3H	Conduit	30"	White / None	Black / None	Green / None
SCAR0250A-2H	Strain Relief	20"	White / ¼" Male Insulated	Black / ¼" Male Insulated	Green / None
SCAR0250C-2H	Strain Relief	20"	White / ¼" Male Non-Insulated	Black / ¼" Male Insulated	Green / Ring Ø.197
SCAR02506-1H	Strain Relief	10"	White / None	Black / None	Green / None
SCAR02506-3H	Strain Relief	30"	White / None	Black / None	Green / None
SCAR02507-2H	Strain Relief	20"	White / ¼" Female Non-Ins	Black / ¼" Female Non-Ins	Green / None
SCAR02507-3H	Strain Relief	30"	White / ¼" Female Non-Ins	Black / ¼" Female Non-Ins	Green / None
SCAR02566-2H	Strain Relief	20"	White / None	Black / None	Green / None
SCAR12000-2H	Strain Relief	20"	White / None	Black / None	Green / None
SCAR12036-3H	Strain Relief	30"	White / None	Black / None	Green / None
SCAR24006-2H	Strain Relief	20"	Yellow / None	Black / None	Green / None
SCAR24006-3H	Strain Relief	30"	Yellow / None	Black / None	Green / None
SCAR32507-2H	Strain Relief	20"	White / ¼" Female Non-Ins	Red / ¼" Female Non-Ins	Green / None
SCAR32507-3H	Strain Relief	30"	White / None	Red / None	Green / None

Custom connectors could be done, contact BASO for options available.



BASO Gas Products LLC

KT Series Flange Assembly Kits

Description

The KT Series flange assemblies are used as a valve extension which allows for easy removal of the valve during servicing or replacement without having to remove piping. The flange assembly stays attached to the piping while you slide the valve out. Loosening the four cap screws with a 9/64 hex allen wrench or T20 torx allows you to simply slide the valve out. The elbow gives you the option to rotate in four different positions to mate with your pipe. We offer 3/8 or 1/2 NPT or BSPT depending on your application needs.



Agency Listing

- None

Selection Chart (1 per pack; includes O-ring and hardware)

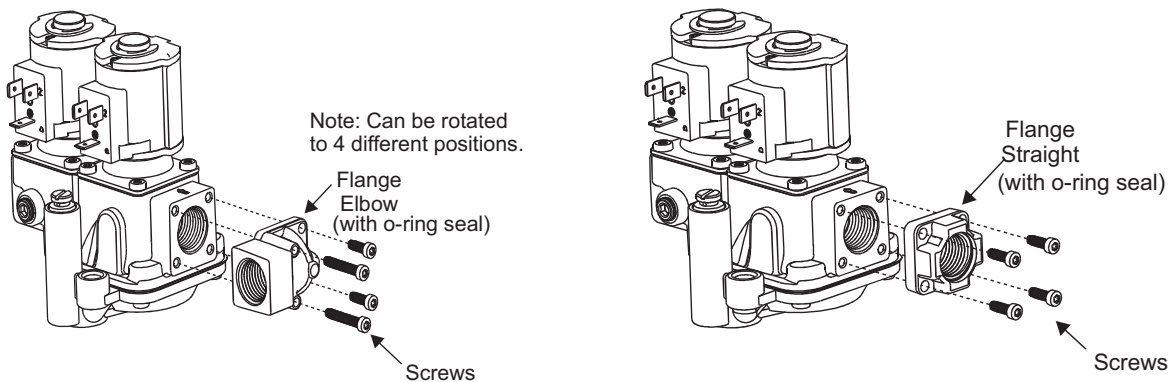
Part Number	Pipe Size (Inlet/Outlet)	Flange Type	Hardware	Replaces Honeywell	Will Not Replace Honeywell
▲ KTS38N-1H	3/8-18 NPT	Straight	8-32 & M4	393690-1 or 393690-11	N/A
▲ KTE38N-1H	3/8-18 NPT	Elbow	Included	N/A	393690-2 or 393690-12
▲ KTS50N-1H	1/2-14 NPT	Straight	Included	393690-6 or 393690-16	N/A
▲ KTE50N-1H	1/2-14 NPT	Elbow	Included	N/A	393690-3 or 393690-13
▲ KTS38B-1H	3/8-19 BSPT	Straight	Included	N/A	N/A
▲ KTE38B-1H	3/8-19 BSPT	Elbow	Included	N/A	N/A
▲ KTS50B-1H	1/2-14 BSPT	Straight	Included	N/A	N/A
▲ KTE50B-1H	1/2-14 BSPT	Elbow	Included	N/A	N/A

▲ means bulk pack is available upon request.

Note: The BASO flange hole pattern will not match the Honeywell VR series.

The Honeywell VK series hole pattern will match the BASO flanges.

O-Ring Replacement Kit (KTRNG61-118) contains (2) rings.





BASO Gas Products LLC

Y57 Series High Voltage Flame Sensor Wire Harness

Description

Y57 high voltage cables are used in electronic ignition applications and connects the ignition control with the pilot burner spark electrode. The Y57 flame sensor cable is used in electronic ignition applications and connects the ignition control with the flame sensor.

Specifications

- Silicone and Teflon high voltage wire maximum temperature: 482°F (249°C)
- Silicone flame sensor wire maximum temperature: 302°F (150°C)

Agency Listing

- None



High Voltage Wire



Flame Sensor Wire

Selection Chart

	Part Number	Cable Type	Wire Length	Wire Insulation	Terminals	Connector Style
▲	Y57BD-31C	High Voltage	31 in. (787 mm)	5 mm Silicone	(2) Straight Rajah	(2) Straight
▲	Y57BD-52C	High Voltage	52 in. (1,320 mm)	5 mm Silicone	(2) Straight Rajah	(2) Straight
▲	Y57BD-61C	High Voltage	61 in. (1,549 mm)	5 mm Silicone	(2) Straight Rajah	(2) Straight
▲	Y57CQ-2C	High Voltage	30 in. (762 mm)	5 mm Silicone	Angled Rajah and Pin	Angled
	Y57FG-36C	High Voltage	36 in. (914 mm)	5 mm Silicone	(2) Straight Rajah	(2) Straight
▲	Y57HH-36C	Flame Sensor	36 in. (914 mm)	18 AWG Silicone	(2) Female Straight Arkles	N/A
	Y57HH-48C	Flame Sensor	48 in. (1,219 mm)	18 AWG Silicone	(2) Female Straight Arkles	N/A
	Y57HP-36C	Flame Sensor	36 in. (914 mm)	18 AWG Silicone	(2) Female Straight Arkles	N/A
	Y57JH-27C	Flame Sensor	27 in. (686 mm)	18 AWG Silicone	(2) Female Straight Arkles	Insulated Terminals
▲	Y57LH-36C	High Voltage	36 in. (914 mm)	5 mm Silicone	(2) Female Straight Arkles	Insulated Terminals
▲	Y57SV-32C	High Voltage	32 in. (813 mm)	20 AWG Teflon	(2) Female Angled Rajah	Angled

▲ means bulk pack is available upon request.



BASO Gas Products LLC

Y70 Series Gas Valve Thread Grease

Description

Y70 Series grease is specifically compounded to provide excellent lubrication at temperatures ranging from 32° to 175°F. It does not run at high temperature and remains pliable at low temperature.

Agency Listing

- None

Selection Chart

Part Number	Description
Y70AA-1C	One 2-1/2 oz. tube
Y70AA-2C	Carton of 12 tubes
Y70AA-5C	One gallon container
Y70AA-6C	55 gallon drum
Y70AA-7C	Five gallon container
Y70AA-8C	Single use container



Accessories



BASO Gas Products LLC

Y71 Series Combination Gas Valve Regulator Conversion Kits

Description

Y71 conversion kits are designed to be used with all BASO® G series, BGD278 series, BGC278 series, BGE262 and BGE278 series, BGF362 and BGF378 series, BGG262 and BGG278 series, G93, G96, G195, G195 Rev B, and VLV gas valves (excludes G292 and G92). These conversion kits can be used to change a regulator from natural gas to LP or from LP to natural gas operation. The Y71AA kit can also be used to convert from a regulating valve to a non-regulating valve.

Each regulating Y71 conversion kit contains the following:

- (1) regulator spring
- (1) seal screw
- (1) caution label

The non-regulating Y71 conversion kit contains the following:

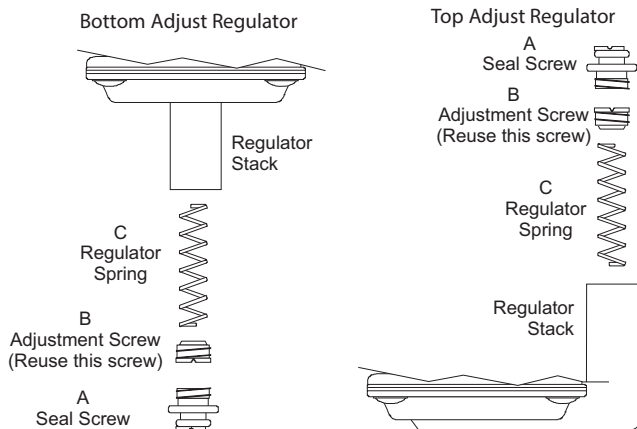
- (1) blank plate
- (1) gasket
- (4) self-tapping mount screws
- (1) caution label



Regulator Conversion Kit, LP to Natural Gas



Regulator Conversion Kit, Natural Gas to LP



Non-Regulating Conversion Kit

Selection Chart

Part Number	Regulator Adjustment Type	Conversion
Y71GF-4	Top Adjust	Natural Gas to LP Regulation
Y71GF-3	Bottom Adjust	Natural Gas to LP Regulation
Y71QH-2C	Top Adjust	LP to Natural Gas Regulation
Y71QH-3C	Bottom Adjust	LP to Natural Gas Regulation
Y71AA-5C	Top or Bottom Adjust	Natural Gas or LP Regulation to Non-Regulation

Accessories



BASO Gas Products LLC

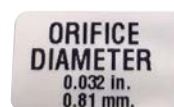
INT10A Replacement Orifice Kits

Description

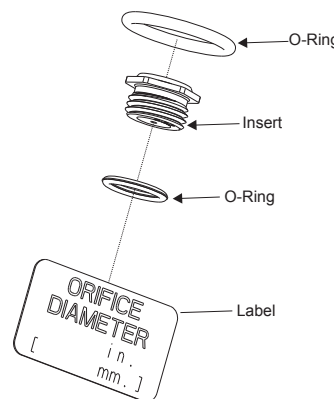
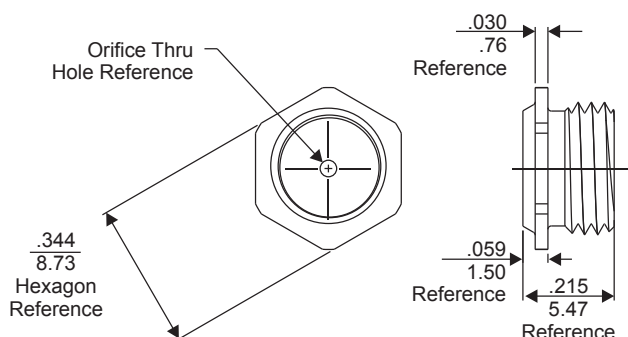
The INT10A replacement orifice kit allows you to adjust your lo flow by replacing the orifice. You will need to purchase the SKT1132A-600H tool in order to properly remove and replace the orifice.

Selection Chart

Part Number	Orifice Size
INT10A-032H	0.032
INT10A-039H	0.039
INT10A-059H	0.059
INT10A-067H	0.067
INT10A-093H	0.093
INT10A-234H	0.234
Use wrench SKT1132A-600H	



Accessories



Application

Replacement orifice kits for the following Hi/Lo valves:

- BGG258 series
- BGG262 series
- BGG278 series

Kit includes:

- Orifice
- O-ring
- Label with orifice size

Application

Replacement orifice kits for the following Hi/Lo valves:

- BGF362 series
- BGF378 series

Kit includes:

- Orifice
- O-ring
- Label with orifice size



BASO Gas Products LLC

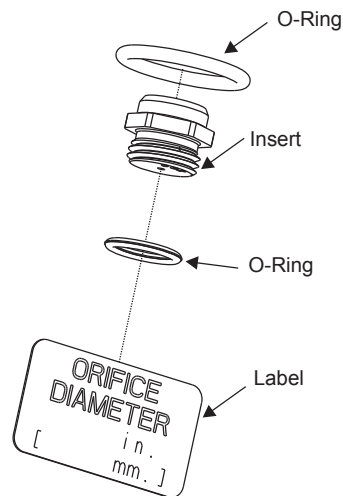
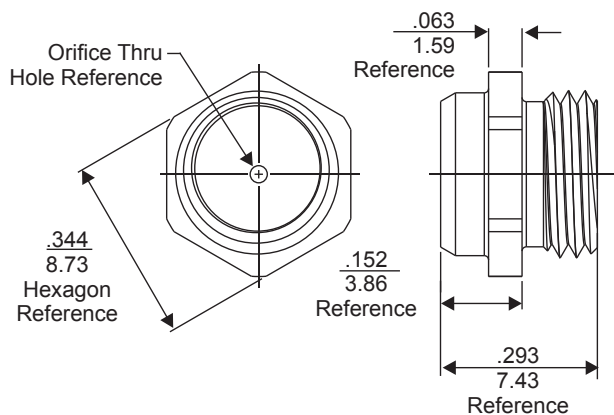
INT11A Replacement Orifice Kits

Description

The INT11A replacement orifice kit allows you to adjust your lo flow by replacing the orifice. You will need to purchase the SKT1132A-601H tool in order to properly remove and replace the orifice.

Selection Chart

Part Number	Orifice Size
INT11A-032H	0.032
INT11A-039H	0.039
INT11A-059H	0.059
INT11A-067H	0.067
INT11A-093H	0.093
INT11A-234H	0.234
Use wrench SKT1132A-601H	



Application

Replacement orifice kits for the following Hi/Lo valve:

- BGF358 series

Kit includes:

- Orifice
- O-rings
- Label with orifice size

Accessories



BASO Gas Products LLC

Y75 Series Replacement Flame Sensor Rod


Description

Y75 Series flame sensors may be used to replace broken or damaged sensing probes in various electronic ignition control systems.

The Y75AA, Y75AH, Y75BA and Y75GB are individually (1) packed in a plastic bag. The Y75AS and Y75BS are packed two per plastic bag. The Y75EG is individually (1) packed in a box.

Agency Listing

- CSA (AGA/CGA) Certificate number 229521-1656071



Y75EG



Y75AA

Selection Chart

Part Number	Mounting Type	Terminals	Electrode Protrusion Outside Ceramic
Y75AA-10C	Nut 7/16-27 Thread	Male Spade Bent 90°	1.035 in.
▲ Y75AA-12C	Nut 7/16-27 Thread	Male Spade Bent 90°	3.192 in.
▲ Y75AA-17C	Nut 7/16-27 Thread	Male Spade Bent 90°	1.415 in.
▲ Y75AA-2C	Nut 7/16-27 Thread	Male Spade Straight	1.160 in.
Y75AA-20C	Nut 7/16-27 Thread	Male Spade Bent 90°	0.840 in.
▲ Y75AA-3C	Nut 7/16-27 Thread	Male Spade Bent 90°	1.317 in.
▲ Y75AA-4C	Nut 7/16-27 Thread	Male Spade Straight	1.415 in.
▲ Y75AA-5C	Nut 7/16-27 Thread	Male Spade Straight	3.192 in.
▲ Y75AA-6C	Nut 7/16-27 Thread	Male Spade Straight	2.630 in.
▲ Y75AA-7C	Nut 7/16-27 Thread	Male Spade Straight	1.035 in.
▲ Y75AA-8C	Nut 7/16-27 Thread	Male Spade Straight	0.940 in.
▲ Y75AA-9C	Nut 7/16-27 Thread	Male Spade Straight	0.692 in.
▲ Y75AH-1C	Spring Clip	Male Spade Straight	1.156 in.
▲ Y75AH-2C	Spring Clip	Male Spade Straight	0.930 in.
▲ Y75AH-3C	Spring Clip	Male Spade Straight	3.192 in.
*Y75AS-1H	Nut 7/16-27 Thread	Male Spade Bent 90°	1.317 in.
*Y75AS-2H	Nut 7/16-27 Thread	Male Spade Straight	1.415 in.
▲ Y75BA-1C	Nut 7/16-27 Thread	Male Spade Straight	0.896 in.
▲ Y75BA-12C	Nut 7/16-27 Thread	Male Spade Straight	0.760 in.
▲ Y75BA-13C	Nut 7/16-27 Thread	Male Spade Straight	0.580 in.
▲ Y75BA-3C	Nut 7/16-27 Thread	Male Spade Straight	1.415 in.
▲ Y75BA-4C	Nut 7/16-27 Thread	Male Spade Straight	0.690 in.
*Y75BS-1C	Nut 7/16-27 Thread	Male Spade Straight	1.410 in.
▲ Y75CA-1C	Nut 7/16-27 Thread	Male Spade Straight	0.562 in.
*Y75EG-1C	N/A	Threads on Probe and Electrode	N/A
▲ Y75GB-1C	"H" Type Flat	Male Spade Straight	1.820 in.

▲ means bulk pack is available upon request.

*Not CSA certified



BASO Gas Products LLC

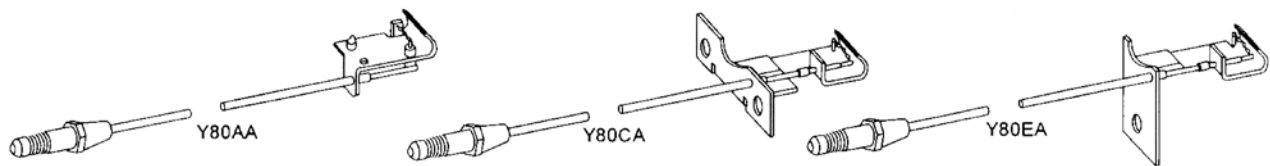
Y80 Series Ignition Glow Coils

Description

Y80 Series glow coils are designed for use with G19, G21 and G29 ignition systems.

Selection Chart

Part Number	Length
Y80AA-48C	48 in.
Y80CA-48C	48 in.
Y80EA-36C	36 in.
Y80HA-24C	24 in.





BASO Gas Products LLC

Y99AX Series Pressure Test Fittings/ Y99AP BASO® Valve Connection Reducer

Description

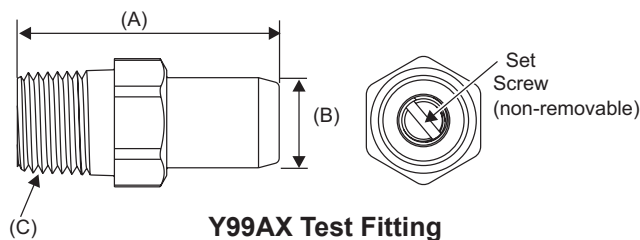
Y99AX pressure test fittings are used for quick connection to a manometer to measure outlet or inlet pressure. Once the pressure is measured, the set screw can be closed and the Y99AX fitting can be left in the gas valve body.

Agency Listing

- None; meets EN Std 126.



Y99AX



Y99AX Dimensions

Part Number	(A) Length	(B) Tip Diameter	(C) Thread
▲ Y99AX-1H	1.00 in.	0.345 in.	1/8-27 NPT
▲ Y99AX-2H	1.00 in.	0.345 in.	1/8-28 BSPT
▲ Y99AX-5H	1.00 in.	0.282 in.	1/8-27 NPT
▲ Y99AX-6H	1.00 in.	0.282 in.	1/8-28 BSPT

▲ means bulk pack is available upon request.

Description

The Y99 valve connection reducer kit allows easy conversion of any valve or regulator pipe connections in the field. The kit does not alter the overall face-to-face dimensions. The Y99AP-1 and -2 kits contain BASO® brand grease, a wrench and four male and female bushings. Each kit is individually packed in a plastic bag. The Y99AP-3 and -4 kits contain 10 reducer bushings per box.

Agency Listing

- None



Y99AP

Selection Chart

Part Number	Reducer Size NPT
Y99AP-1H	1/2-14 NPT male to 3/8-18 NPT female (4 bushings, grease and wrench)
Y99AP-2H	3/4-14 NPT male to 1/2-14 NPT female (4 bushings, grease and wrench)
Y99AP-3D	1/2-14 NPT male to 3/8-18 NPT female (10 bushings)
Y99AP-4D	3/4-14 NPT male to 1/2-14 NPT female (10 bushings)



BASO Gas Products LLC

Y99AY and Y99HY Series Manually Operated Pilot Adjust Adapter

Description

Y99AY Series Manually Operated Pilot Adjust Adapter Fittings are used to change flame height to the pilot burner device requiring lower BTU/hr. Each straight pilot valve comes with an adjustment screw, which allows for precision pilot flame adjustments. Available in single pack or bulk pack (50 per box).

Selection Chart

Part Number	A Thread Size	B Thread Size
Y99AY-1C	1/8 NPT	3/16 CC
Y99AY-2C	1/8 NPT	1/4 CC

Rated 0.5 psi.

Agency listing

- CSA (AGA/CGA) Certificate number 1258559-112051

Description

Y99AY Series Manually Operated Pilot Adjust Adapter Fittings are used to change flame height to the pilot burner device requiring lower BTU/hr. Each 90° pilot valve comes with an adjustment screw, which allows for precision pilot flame adjustments. Available in single pack or bulk pack (50 per box).

Selection Chart

Part Number	A Thread Size	B Thread Size
Y99AY-3C	1/8 NPT	3/16 CC
Y99AY-4C	1/8 NPT	1/4 CC

Rated 0.5 psi.

Agency listing

- CSA (AGA/CGA) Certificate number 1258559-112051

Description

Y99HY Series Manually Operated Pilot Adjust Adapter Fitting can be used with higher pressure output to change the flame height to the pilot burner.

Specifications


- Rated working pressure: 50 psi
- Permissible ambient (surface) temperature: -40° to 175°F (-40° to 79°C)
- Flow: Bi-directional

Selection Chart

Part Number	A Thread Size	B Thread Size
Y99HY-1C	1/8 NPT	1/8 NPT
Y99HY-2C	1/4 NPT	1/8 NPT

Agency listing

- (AGA/CGA) Certification number 229521-70067751
- CSA (AGA/CGA) Certificate number 229521-1656041



Accessories



BASO Gas Products LLC

Y99AR BASO® Pilot Burner Tubing

Description

Y99AR-1 Pilot Burner Tubing is a convenient way to stock and sell 1/4 in. outside diameter (OD) tubing. The pilot burner tubing is packed in a plastic bag with (4) 1/4 in. cc fittings. The 1/4 in. cc fittings are also sold separately, 50 fittings per carton. The Y99AR-2 is 1/8 in. pilot burner tubing packed with two fittings. The Y99AR-3 is 1/8 in. pilot burner tubing packed with four fittings. The 1/8 in. fittings are also sold separately, 50 fittings per carton.

Agency Listing

- None

Selection Chart

Part Number	Description
Y99AR-1H	1/4 in. x 60 in. aluminum pilot gas tube
Y99AR-2H	1/8 in. x 18 in. aluminum pilot gas tube
Y99AR-3H	1/8 in. x 72 in. aluminum pilot gas tube



Accessories

R23244-3 Red Button Replacement

Description


The red buttons are replacements for broken or discolored buttons used in BASO® products H15, G292, G92, G93 and H25.

Agency Listing

- None

Selection Chart

Part Number	Color	Packaged
R23244-3H	Red	4





BASO Gas Products LLC

BR Series Convertible Regulators

Description

The BR series is a poppet-style regulator designed for main and pilot line loads. Typical applications are commercial cooking, wall furnace, agricultural heaters, and other has heating equipment. The BR series regulator will work with natural, or LP at pressure up to 35 mbar (0.5psi).

Specifications

- Maximum inlet pressure: 0.5psi (3.5 KPa)
- Inlet/outlet size 3/8 or 1/2 NPT
- Permissible ambient (surface) temperature: -20°F to 175°F (-29°C to 79°C)
- Emergency exposure limits: 2.5psi (17.2 KPa)

Agency Listing

- CSA (AGR/CGA) Certificate number 271152-70157746



Selection Chart

	Part Number	Inlet/Outlet Size	Pressure Drop @ 0.3" W.C.	Outlet Pressure	
▲	BR3D9C-1C*	3/8 x 3/8 NPT	20,000	4" NAT 10"LP	(Not available.)
▲	BR4E4C-1	1/2 x 1/2 NPT	65,000	5" NAT 10"LP	
▲	BR4E5C-1	1/2 x 1/2 NPT	65,000	6" NAT 10"LP	
▲	BR4E9C-1	1/2 x 1/2 NPT	65,000	4" NAT 10"LP	

▲ means bulk pack is available upon request.

* Check availability with BASO.



BASO Gas Products LLC

R48629 BASO® Thermocouple Connector

Description

The R48629 thermocouple connector is an alternative option which can allow you to connect to other devices by harnessing the millivolt energy from the thermocouple.

Agency Listing

- None



R48629-2C




R48629-3C

Selection Chart

	Part Number	Description	Wire Length	Terminal
▲	R48629-2C	Connector, Thermocouple	12.25 (Ref)	None
▲	R48629-3C	Connector, Thermocouple	9.25 (Ref)	Fits male terminal .110 x .032

▲ means bulk pack is available upon request.

Note: If you have other wire lengths or connection needs, contact BASO® for design options.



Ignition Control Modules





BASO Gas Products LLC

Spark Igniters (Pilot Relite Control) CS100, CS300 and CS600

Description

The CS100, CS300 and CS600 Spark Igniters are high voltage spark ignitions, microprocessor based, for use with intermittent pilot boilers, space heaters, dryers, rooftops, kilns, and other heating equipment. These spark igniters should only be used with systems that already have the appropriate pilot safety controls incorporated. All models have a flame retardant housing UL 94-0. Three color LED monitoring — Orange (standby); Green (normal); Red (fault). Terminals are 1/4" quick connects. The spark igniters are compatible with natural or LP gas. Optional potted models are available for areas where dirt and moisture are present.

Warranty

- Two years

Specifications

- Control Voltages: 24VAC or 120VAC single or 24/120VAC dual voltages
- Pre-purge available in all models (0s, 10s, or 30 seconds jumper selectable)
- Continuous spark until pilot flame established
- Comes standard with internal flame sensing or optional remote sensing is available
- Diagnostic pins come standard to read a sensed flame
- Pre-purge is selectable by moving a jumper wire for 10 second, or 30 second, or No jumper for 0 seconds
- Continuous sparking until a proven flame and continuous retries as long as power is applied
- Operating Temperature: -40°F (-40°C) to 179°F (80°C)
- Spark Frequency: 30 Hz for CS100 and 60 Hz for CS300 and CS600
- Relative Humidity: 0% to 95% non-condensing

Agency Listing

- CSA C333501
- ANSI Z21.20-20-2014/C22.2 No 60730-2-5-14/C22.2 No 13

Selection Chart

Part Number	Volts AC	Sensing Internal/ External	Trials for Ignition	No. of Retry	100% Lockout	Pre-Purge Selectable
▲ CS100A	24	Internal	Continuous	N/A	N/A	None
▲ CS300A	120	Internal	Continuous	N/A	N/A	None
▲ CS600B	24/120	Internal	Continuous	N/A	N/A	0; 10; 30 seconds (selectable)

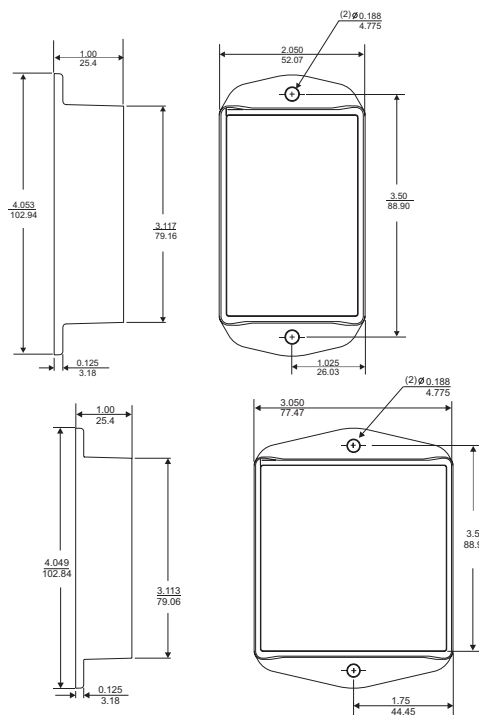
Other options for spark igniters can be made available upon request to BASO GAS Products LLC.

▲ means bulk packaging is available upon request.




Case Dimensions (in./mm)

Note: CS600B this larger case dimension only.



Replacement Chart:

BASO Part Number	ICM	Robertshaw Kit	White-Rodgers	Gasliter
CS100-A	ICM295		5059-23	MACI 6-24
CS300A				Mark 6-117/120
CS600B		785-00A		





BASO Gas Products LLC

Continuous Spark Block Igniters CS222, CS322 and CS422

Description

The CS222, CS322 and CS422 Continuous Spark Block Igniters are high voltage spark ignitions for use on commercial and industrial gas burners. These spark block igniters should only be used with systems that already have the appropriate pilot safety controls incorporated and intermittent igniters. The spark igniters are available with multiple control voltages: CS222 is 24VDC; CS322 is 120VAC; CS422 is 230VAC.



Warranty

- Two years

Specifications

- Input Voltages: 24VDC or 120VAC or 230VAC @50/60 Hz
- Output is continuous sparking 15Kv min. @ 0.200 in. max air gap as long as an input voltage is applied
- Spark Frequency: 30 Hz for 24 VDC; 60 Hz for 120/230 VAC modules
- Energy Discharge: 7 millijoules per spark
- Power consumption: 4 watts
- Connections: Push-on, 1/4" quick connect terminals
- All modules come in a flame retardant housing UL 94V-0 rating with two Mtg. tabs.

- Operating Temperature: -40°F (-40°C) to 179°F (80°C)
- Relative Humidity: 0% to 95% non-condensing
- Operating Air Gaps: 1/16" to 3/16"
- Compatible with LP, natural gas or manufactured gas.
- Enclosure is potted.

Agency Listing

- CSA 333501
- ANSI Z21.20-2014/C22.2 No 60730-2-5-14/ C22.2 No 13

Selection Chart

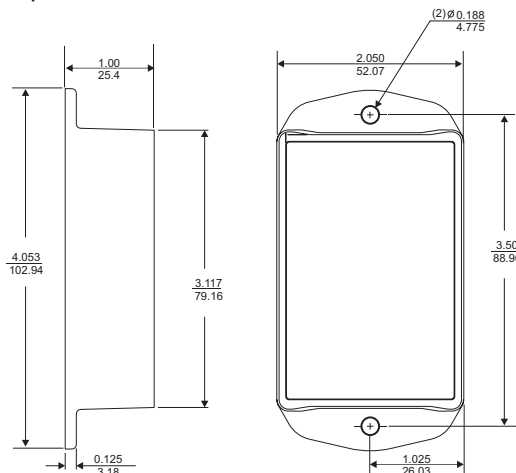
	Part Number	Voltage AC	Trial for Ignition	Spark Frequency (HZ)	100% Lockout	Output Voltage @ 0.200 in.	Spark Terminal
▲	CS222L	24 VDC	33% Duty Cycle	30	N/A	15kV	1/4" Male QC
▲	CS322L	120 VAC	33% Duty Cycle	60	N/A	15kV	1/4" Male QC
▲	CS422L	230 VAC	33% Duty Cycle	60	N/A	15kV	1/4" Male QC

Other options for spark igniters can be made available upon request to BASO GAS Products LLC.

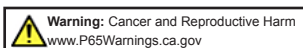
▲ means bulk packaging is available upon request.

Replacement Chart:

BASO Part Number	Honeywell	Allanson
CS322L	Q652B1006	2260-TP 2260-TW 2260-P 2260-TWG
CS422L	Q652B1014	2265-TP 2265-TW 2265-P 2265-TWG



Case Dimensions (in./mm)





BASO Gas Products LLC

24- and 120-Volt Direct Spark Ignition Control

Description

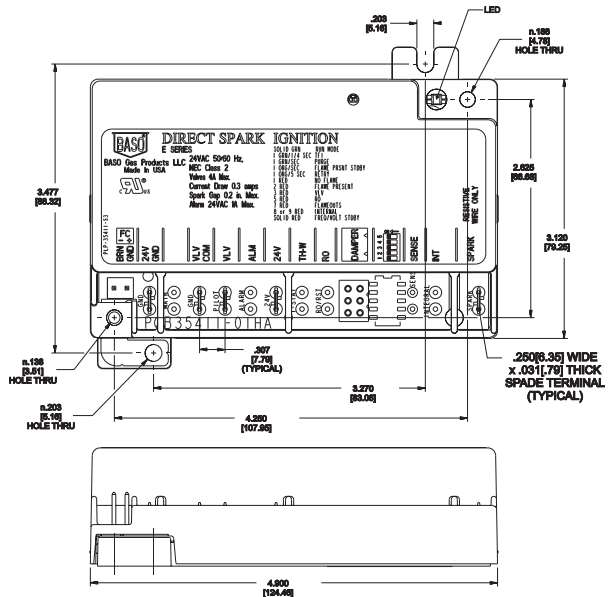
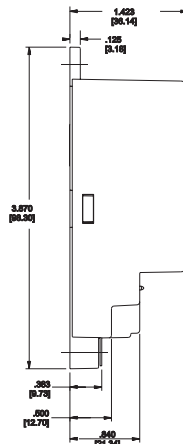

The Direct Spark ignition is a microprocessor-based ignition control. The microprocessor provides a reliable software control of all timing and operates a diagnostic Light-Emitting Diode (LED) for ease of troubleshooting issues. It is designed for direct burner supervision and can be used with all gases. The BASO ignition provides ignition sequence, flame monitoring and safety shut-off for direct spark ignition boilers, furnaces and other heating equipment. Four mounting hole positions, two outer holes that match Honeywell and Fenwal.

Warranty

- Two years

Agency Listing

- UL Recognized File number 20160601-MH2926
- Design file MH2926 UL 60730-1, UL 60730.2-5
- Software conforms to UL 60730 requirements
- EC type Examination Certification number CE 704826. EN298:2012




Dimensions (in./mm)

Selection Chart

Part Number	Replaces	Retry Minutes	Pre-Purge Seconds	Trial for Ignition	Inter-Purge Seconds	Sensing
C161ACA-1C	BG1100M0AB-1AC	0	None	1 @ 10	0	Remote
C161AAA-1C	BG1100M0AK-1GC	0	None	1 @ 4	30	Remote
C161DAA-1C	BG1100M0CK-1GC	0	15	1 @ 4	30	Remote
C161FJD-1C	BG1100MAAK-1GC	5	None	3 @ 4	30	Remote
C161FKD-1C	BG1100MAAL-1GC	5	None	3 @ 8	30	Remote
C161KKD-1C	BG1100MADL-1GC	5	30	3 @ 8	30	Remote
C131AAA-1C	BG1100M3AK-1AC	0	None	1 @ 4	0	Internal
C131KMD-1C	BG1100MCLD-1GC	5	30	3 @ 20	30	Internal

Note: Resistive spark wire harness available; see page 125.



DSI Replacement Chart

Part Number	Replaces	Johnson Controls	Fenwal	Honeywell	White Rogers	RAM	UT
C161ACA-1C	BG1100M0AB-1AC			S870-1012	50DS50-842		
C161AAA-1C	BG1100M0AK-1GC	G760AAD-1, -2, G760CAB-1					
C161DAA-1C	BG1100M0CK-1GC	G760AAC-1					
C161FJD-1C	BG1100MAAK-1GC	G760BAD-1, -2, G765BAD-1, -1R					
C161FKD-1C	BG1100MAAL-1GC	G760BCD-1					
C161KKD-1C	BG1100MADL-1GC	G765BCA-12, -12R	05-299-002-253	S87K		3MC10-01/ Uni-Line 790-325	1016-500
C131AAA-1C	BG1100M3AK-1AC	G760AAD-1	05-195014-005	S87B-1032 S87B-1065			
C131KMD-1C	BG1100MCLD-1GC	G765BCA-12, 12R	05-299-002-253	S87K		3MC10-01/ Uni-Line 790-325	1016-500

DSI Selection Chart:

Part Number	Replaces	Retry Minutes	Inter-Purge Seconds	Pre-Purge Seconds	Trial for Ignition Seconds	Post-Purge Seconds	Voltage Features	DSI or IPI
C132AAA-1C	N21AB000000400B-1C	0	0	0	1 @ 4	0	24 / Integral with Alarm	DSI
C132ACA-1C	N21AB000001100B-1C	0	0	0	1 @ 11	0	24 / Integral with Alarm	DSI
C161ACA-1C	N45EB000001100B-1C	0	0	0	1 @ 11	0	24 / Remote	DSI
C162D9A-1C	N49AB001501000B-1C	0	0	15	1 @ 10	0	24 / Remote with Alarm	DSI
C362DCA-1C	N50AB001501000B-1C	0	0	15	1 @ 10	0	120 / Remote with Alarm	DSI
C186P9U-1C	N61AD301501030B-1C	60	30	15	3 @ 10	30	24 / Remote with Blower and Alarm	DSI

Note: Resistive spark wire harness available; see page 125.



BASO Gas Products LLC

BGN891-1 24-Volt Direct Spark Ignition Control

Description

The BASO BGN891-1 24-Volt Direct Spark ignition was designed to replace the G891TCA Series ignition used in the Lennox Pulse furnace. The 6-pin adapter plug is arranged so this becomes a plug-and-play replacement for the service field. Other harness adapters are added for older models that may need the additional quick connection to make replacement a snap.

Warranty

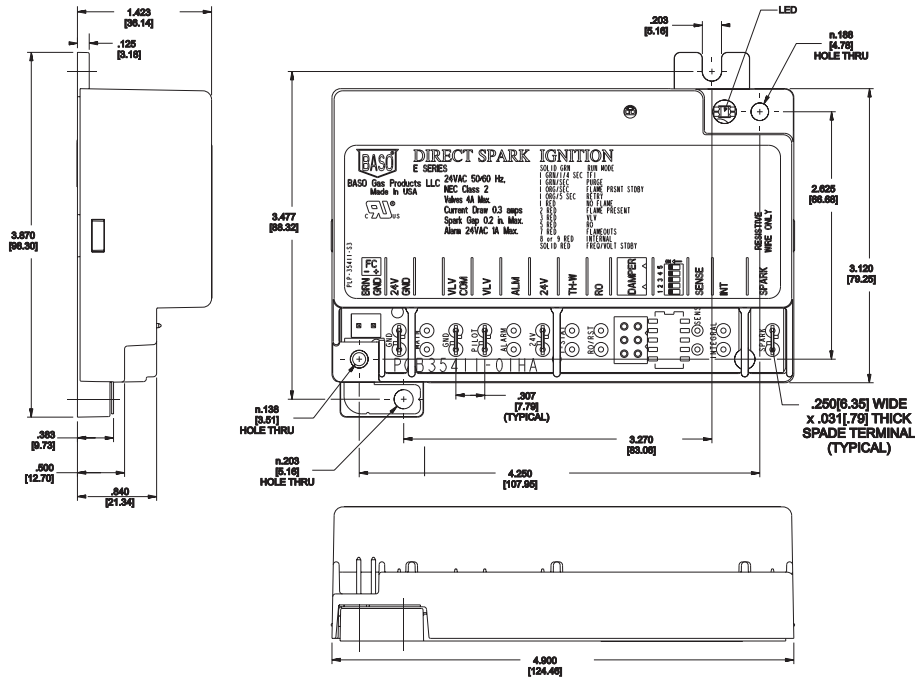

- Two years

Agency Listing

- UL Recognized File number MH2926-20160601
- Design file MH2926 UL 60730-1, UL 60730.2-5
- Software conforms to UL 60730 requirements

Replaces the following Lennox models:


G891TCA-8101, G891TCA-8103, 34K83, 34K8301, 41F46, 41F4601, 52J18, 52J1801, 72H68, 72H6801, 72J18, 72J1801, 73K86, 73K8601, 86H30, 86H3001, 87F22, 87F2201, 96C66, 96C6601, 99C97, 99C9701, 97H02, 97H0201, GC3 and G-3.



Dimensions (in./mm)

Selection Chart

Part Number	Retry Minutes	Pre-Purge Seconds	Trial for Ignition Seconds	Inter-Purge Seconds	Post-Purge Seconds	Sensing
BGN891-1C	60	30	5 @ 8	30	30	Remote



Ignition Control Modules



BASO Gas Products LLC

24- and 120-Volt Intermittent Pilot Ignition Control

Description

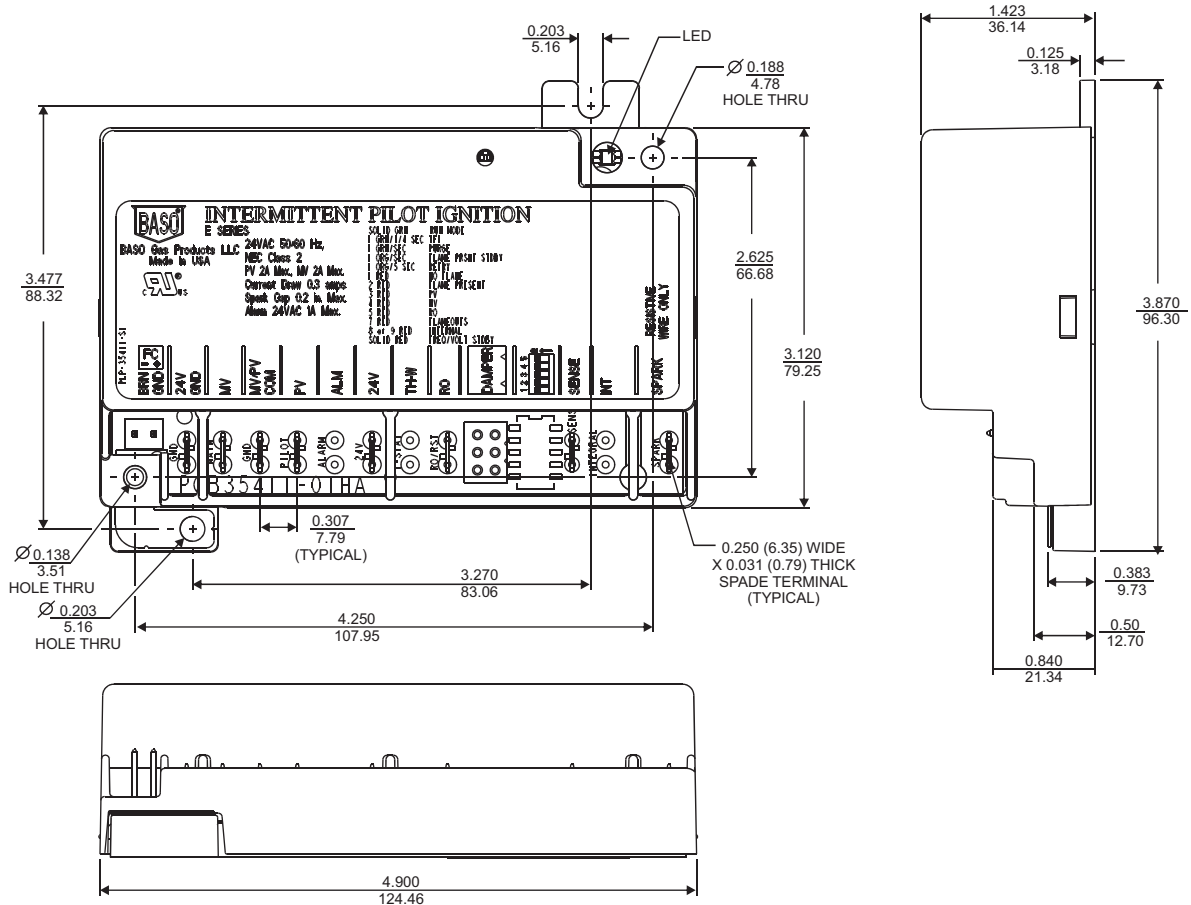

The Intermittent Spark ignition is a microprocessor-based ignition control. The microprocessor provides a reliable software control of all the timings and operates a diagnostic Light-Emitting Diode (LED). The BASO® intermittent pilot ignition provides ignition sequence, flame monitoring and safety shut-off for intermittent pilot boilers, furnaces and other heating appliances. Four mounting hole positions, two outer holes that match Honeywell and Fenwal.

Warranty

- Two years


Agency Listing

- UL Recognized File number MH2926-20160601
- Design file MH2926 UL 60730-1, UL 60730.2-5
- Software conforms to UL 60730 requirements
- EC Type Examination Certification number EC-704826 EN 298:2012



Dimensions (in./mm)

Ignition Control Modules



IPI Selection Chart

Part Number	Replaces	Retry Minutes	Pre-Purge Seconds	Trial for Ignition Seconds	Inter-Purge Seconds	Sensing	Damper Plug/ Rollout Switch
C661AHA-1C	BG1600M00EK-1AAC	0	0	Infinite	0	Remote	No/No
C661ABA-1C	BG1600M00EM-1ADC	0	0	1 @ 8	15	Remote	No/No
C661AFA-1C	BG1600M00EP-1ADC	0	0	1 @ 50	15	Remote	No/No
C670AGA-1C	BG1600M00ER-1BDC	0	0	1 @ 85	15	Remote	No/Yes
C661BEA-1C	BG1600M00FF-1ADC	0	4	1 @ 25	15	Remote	No/No
C661BFA-1C	BG1600M00FP-1ADC	0	4	1 @ 50	15	Remote	No/No
C661BGA-1C	BG1600M00FT-1ADC	0	4	1 @ 120	15	Remote	No/No
C670JGA-1C	BG1600M01CR-1BDC	5	15	1 @ 85	0	Remote	No/Yes
C661PGA-1C	BG1600M02CR-1ADC	60	15	1 @ 85	15	Remote	No/No
C661KEA-1C	BG1600M03BF-1AGC	5	30	3 @ 25	30	Remote	No/No
C661JGA-1C	BG1600M03CR-1AGC	5	15	3 @ 85	30	Remote	No/No
C664AHA-1C	BG1600M10EK-1AAC	0	0	Infinite	0	Remote	Yes/No
C664ABA-1C	BG1600M10EM-1ADC	0	0	1 @ 8	15	Remote	Yes/No
C664AGA-1C	BG1600M10ER-1ADC	0	0	1 @ 85	15	Remote	Yes/No
C664BEA-1C	BG1600M10FF-1AAC	0	4	1 @ 25	15	Remote	Yes/No
C664BGA-1C	BG1600M10FR-1AAC	0	4	1 @ 85	0	Remote	Yes/No
C664FGA-1C	BG1600M11ER-1ADC	5	0	1 @ 85	15	Remote	Yes/No
C631AGA-1C	BG1600M20EJ-1AAC	0	0	1 @ 90	15	Integral	No/No
C631A9A-1C	BG1600M20EP-1ADC	0	0	1 @ 50	15	Integral	No/No
C634AFA-1C	BG1600M30EP-1ADC	0	0	1 @ 50	15	Integral	Yes/No

Note: Resistive spark wire harness available; see page 125.

IPI Replacement Chart

Part Number	Replaces	Johnson Controls	Fenwal	Honeywell
C661DEA-1C	BG1600M00CF-1ADC	G770LGD-1		
C661AEA-1C	BG1600M00EF-1ADC	G770LGA-1, -20	35-630501-003	
C661AHA-1C	BG1600M00EK-1AAC	G67AG-3, -4, -8, -10, -20, G67BG-2, -3, -4, -5, -5R, G600AY-1, G670AW-1		
C661ABA-1C	BG1600M00EM-1ADC	G770KGA-1, -3		
C661AFA-1C	BG1600M00EP-1ADC	G770MGA-1, -2, -5		
C670AGA-1C	BG1600M00ER-1BDC	G770RJA-1		
C661AFA-1C	BG1600M00ET-1ADC	G770NGA-1		
C661BEA-1C	BG1600M00FF-1ADC	G770LGC-1, -2, -10, G600LY-1		
C661BFA-1C	BG1600M00FP-1ADC	G770MGC-1, -3, G600MX-1		
C661BGA-1C	BG1600M00FT-1ADC	G770NGC-4, -7, G600RX-1, G600NX-1		
C670JGA-1C	BG1600M01CR-1BDC	G775RJD-1, -2, -13, -14, -15		
C661FCA-1C	BG1600M01ER-1ADC	G775RGA-1, -2, -3		
C661PGA-1C	BG1600M02CR-1ADC	G776RGD-11, -14		
C661KEA-1C	BG1600M03BF-1AGC	G770BGJ-11		
C661JGA-1C	BG1600M03CR-1ADC	G770DLD-1		
C664AEA-1C	BG1600M10EF-1ADC	G770LHA-1, -2		
C664AHA-1C	BG1600M10EK-1AAC	G600AX-1, -2, -3		
C664ABA-1C	BG1600M10EM-1ADC	G770KHA-2		
C664AFA-1C	BG1600M10EP-1ADC	G770MHA-2		
C664AGA-1C	BG1600M10ER-1ADC	G770RHA-1, -2		
C664BEA-1C	BG1600M10FF-1AAC	G600LX-1, -1CM, -2, G770MHC-1C		
C664BBA-1C	BG1600M10FM-1AAC	G67KG-1, G600KX-1		
C664BFA-1C	BG1600M10FP-1ADC	G600MX-1, G770MHC-1		
C664BGA-1C	BG1600M10FR-1AAC	G600RX-1		
C664BGA-1C	BG1600M10FT-1ADC	G600NX-1, G770NHC-1		
C664FGA-1C	BG1600M11ER-1ADC	G775RHA-1, -2		S8600M-1013
C631AGA-1C	BG1600M20EJ-1AAC	G777RGA-1G		
C631A9A-1C	BG1600M20EP-1ADC	G777MGA-1		
C634AFA-1C	BG1600M30EP-1ADC	G777MHA-1		




BASO Gas Products LLC

C610U-1 24-VAC Universal Intermittent Pilot Ignition Control (replaces BG1600M51EF-1AA)

Description

The C610U-1 replaces many BASO, Johnson Controls, Honeywell, Fenwal, White Rodgers, ICM and Robertshaw intermittent pilot ignitions.

The C610U-1 is a dual microprocessor-based, up-to-date hardware that meets the latest US 60730.1, UL 60730.2-5 and ANSI Z21.20-2014 standards. The microprocessor provides reliable software control of all timings and operates a diagnostic three-color LED (light-emitting diode). The C610U-1 provides ignition sequence, flame monitoring and safety shut-off for intermittent applications like commercial cooking, boilers, furnaces, and other heating appliances. Accessories include a Rajah (spark plug) male to female 1/4" terminal and wire nuts.



Warranty

- Two years

Applications

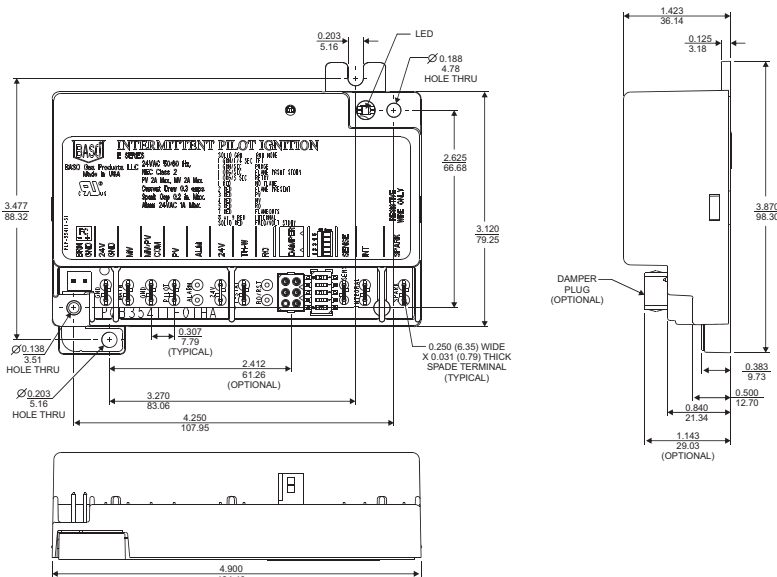
- Commercial cooking
- Water Heaters
- Furnaces
- Unit heaters
- Other heating equipment needing intermittent pilot

Default Settings

- Trial for ignition: 3 @ 30 seconds
- Pre-purge: 0 seconds
- Retry: 0 minutes
- Interpurge: 15 seconds
- Flame sense: Remote or integral
- Damper: With or without automatic vent damper
- DIP switch selectable: Pre-programmed with 28 of the most popular timings

Specification

- Input Power: 18-30 VAC 50/60 Hz (Class 2 Transformer)
- Input current drain: 300mA @ 24VAC with pilot relays and gas energized
- Main Gas Valve: 2.0A max. cont.
- Pilot Gas Valve: 2.0A max. cont.
- Operating Temperature: -40° to 176°F (-40° to 80°C)
- Flame Sensitivity: 0.4µA min.
- Flame Failure Response Time: 0.8 seconds max.
- Type of gases: LP, Natural, and Manufactured
- Spark Rate: 24VAC – 30 sparks per second
- Moisture Resistance: Conformal coated to operate non-condensing to 95% R.H. PC board must be protected from direct exposure to water




Dimensions (in./mm)

- Permissible ambient (surface) temperature: -40° to 176°F (-40° to 80°C)

Agency Listing

- UL Certificate number 20160601-MH2926
- Design file MH2926, UL 60730-1, 60730-2-5
- Software conforms to UL 60730 requirements.

Note: Resistive spark wire harness available; see page 125.



Ignition Control Modules

C610U UNIVERSAL INTERMITTENT PILOT IGNITION CONTROL CROSS REFERENCE

Replacement Part Number	Original Manufacturer	Replacement Part Number	Original Manufacturer	Replacement Part Number	Original Manufacturer
S86A1001		S86H1048		S8610A1009	
S86A1019		S86H1055		S8610B1007	
S86A1027		S86H1063		S8610B1015	
S86A1035		S86H1089		S8610B1023	
S86B1009		S86H1097		S8610B3003	
S86B1017		S86H1105		S8610C1005	
S86B1025		S86H1113		S8610C1013	
S86C1007		S86H1121		S8610C3001	
S86C1015		S86H1139		S8610F1008	
S86C1023		S86H1147		S8610F1016	
S86C1031		S90A1005		S8610F1024	
S86C1049		S90B1003		S8610F1032	
S86C1056		S90B-1011		S8610H1004	
S86D1005		S860C1000		S8610H1012	
S86D1013		S860D1009		S8610H1020	
S86D1021		S860D1017		S8610H1038	
S86E1002		S8600A1001		S8610H1046	
S86E1010		S8600B1009		S8610H1053	
S86E1028		S8600B1025		S8610H1061	
S86E1036		S8600B3005		S8610H1079	
S86E1044		S8600B3013		S8610H1095	
S86E1051		S8600C1015		S8610H3000	
S86E1069	Honeywell	S8600C3003	Honeywell	S8610H3018	Honeywell
S86E1077		S8600F1000		S9610H3026	
S86E1101		S8600F1034		S8610M1003	
S86E1119		S8600F1042		S8610M1011	
S86E1127		S8600H1006		S8610M1029	
S86F1000		S8600H1013		S8610M3009	
S86F1018		S8600H1014		S8610M3017	
S86F1026		S8600H1022		S8610U1003	
S86F1042		S8600H1048		S8610U1011	
S86F1059		S8600H1055		S8620C1003	
S86F1067		S8600H1063		S8620C1011	
S86F1075		S8600H1071		S8620H1002	
S86F1083		S8600H1089		S8620H1010	
S86F1091		S8600H1097		S8620H1028	
S86G1008		S8600H1105		S8650D1002	
S86G1016		S8600H3002		S8660D1010	
S86G1024		S8600H3010		S8660J1008	
S86G1032		S8600M1005		S8660J1016	
S86G1057		S8600M1013		S8660J1024	
S86G1073		S8600M1021		S8660K1006	
S86H1006		S8600M2003		S8660K1014	
S86H1014		S8600M3001		S8660K1022	
S86H1022		S8600M4009		S8670D1000	

Replacement Part Number	Original Manufacturer	Replacement Part Number	Original Manufacturer	Replacement Part Number	Original Manufacturer
S8670D1018	Honeywell	G60AAG-7		G60PAG-4	
S8670D1026		G60CAA-1		G60PAG-5	
S8670D3006		G60CAA-3		G60PAG-6	
S8670D3014		G60CAG-1		G60PAJ-1	
S8670E1007		G60CAG-2		G60PAK-1	
S8670E3003		G60CAG-3		G60PAK-2	
S8670J3002		G60CAG-4		G60PFH-1	
S8670J3010		G60CAG-5		G60PFH-2	
S8670K3000		G60CAG-6		G60PVL-1	
S8680J1004		G60CAG-7		G60QAG-1	
ICM2901003		G60CAG-8		G60QAG-2	
ICM2901011		G60CAG-9		G60QAG-3	
CSA35A-617R		G60CBA-1		G60QAG-4	
CSA35A-618R	G60CBA-2	G60QAK-1			
CSA42A-600R	G60CBA-3	G60QBG-1			
CSA42A-601R	G60CBG-1	G60QBG-2			
CSA42A-602R	G60CBG-2	G60QBG-3			
CSA42A-603R	G60CBG-3	G60QBG-4			
CSA42A-604R	G60CBG-4	G60QBG-5			
CSA43A-600R	G60CBG-5	G60QBG-6			
CSA44A-600R	G60CBG-6	G60QBG-7			
CSA45A-601R	G60CBG-7	G60QBG-8			
CSA45A-602R	G60CBG-8	G60QBG-9	Johnson Controls		
CSA46A-600R	G60CBG-9	G60QBH-1			
CSA48A-600R	G60CBG-10	G60QBK-1			
CSA49A-600R	G60CBG-11	G60QBK-2			
CSA49A-605R	G60CBG-12	G60QBK-3			
CSA51A-601R	G60CBG-13	G60QBL-1			
CSA52A-600R	G60CBG-14	G60QBL-2			
G600AX-1	G60CBG-15	G60QCG-1			
G600AX-2	G60CBG-16	G60QCJ-1			
G600AX-3	G60CBG-17	G60QCL-1			
G600AY-1	G60CCA-1	G60QDG-1			
G600LX-1	G60CCG-1	G60QFL-1			
G600LX-2	G60CPG-1	G60QGH-1			
G600LY-1	G60DBG-1	G60QHL-1			
G600MX-1	G60DCG-1	G60QHL-2			
G600NX-1	G60DCG-2	G60QJL-1			
G600RX-1	G60DCG-3	G60QLG-1			
G60AAA-1	G60DCG-4	G60QLK-1			
G60AAG-1	G60GBA-1	G60QPG-1			
G60AAG-2	G60GBG-1	G60QPK-1			
G60AAG-3	G60KAG-1	G60QPL-1			
G60AAG-4	G60PAG-1	G60QQJ-1			
G60AAG-5	G60PAG-2	G60QRH-1			
G60AAG-6	G60PAG-3	G60QRH-2			

Replacement Part Number	Original Manufacturer	Replacement Part Number	Original Manufacturer	Replacement Part Number	Original Manufacturer
G60QRH-3	Johnson Controls	G65BLG-1	Johnson Controls	G770MGC-1	Johnson Controls
G60QRL-1		G65BLG-2		G770MGC-2	
G60QRL-2		G65DBM-1		G770MGC-3	
G60QRL-3		G65DBM-2		G770MGC-4	
G60QSL-1		G65DBM-2		G770MGC-5	
G60QTH-1		G65DCM-1		G770MGC-6	
G60QTL-1		G65DFM-1		G770MHA-1	
G60RAG-1		G65DKM-1		G770MHA-2	
G60RBG-1		G65DLM-1		G770MHC-1	
G60RBG-2		G66AG-1		G770NGA-1	
G60RBG-3		G66AG-2		G770NGC-4	
G60RBK-1		G66BG-1		G770NGC-5	
G60RBK-2		G66MG-1		G770NGC-6	
G60RCG-1		G66MG-2		G770NGC-7	
G60RCG-2		G66NG-1		G770NHA-1	
G60RCJ-1		G670AW-1		G770NHC-1	
G60RDG-1		G670AW-2		G770RGA-1	
G60RDK-1		G67AG-3		G770RGA-2	
G60RGL-1		G67AG-4		G770RGA-3	
G60RHL-1		G67AG-7		G770RHA-1	
G60RHP-1		G67AG-8		G770RHA-2	
G60RPL-1		G67AG-9		G775RGA-1	
G60RSL-1		G67AG-10		G775RHA-1	
G60ZAG-1		G67AG-11		G776RHA-2	
G60ZAG-2		G67BG-2		G779LHA-1	
G65BBG-1		G67BG-3		Y79ABC-1	
G65BBG-2		G67BG-4		Y79ABC-2	
G65BBG-3		G67BG-5		Y79ABC-3	
G65BBG-4		G67MG-1		Y79ABC-4	
G65BBG-5		G67MG-2		Y79ABC-5	
G65BBG-6		G67MG-3		Y79ABC-6	
G65BBG-7		G67MG-4		Y79ABC-7	
G65BBG-8		G67NG-2		Y79ABD-1	
G65BBM-1		G67NG-4		Y79ABD-2	
G65BBM-2		G770LGA-1		Y79BBA-1	
G65BBM-3		G770LGA-2		Y79BBA-2	
G65BBM-4		G770LGC-1			
G65BCG-1		G770LGC-2			
G65BCM-1		G770LGC-3			
G65BFG-1		G770LGC-4			
G65BKG-1		G770LHA-1			
G65BKG-2		G770LHA-2			
G65BKG-3		G770LHC-1			
G65BKM-1		G770MGA-1			
G65BKM-2		G770MGA-2			
G65BKM-3	G770MGA-3				

BG1600M00CF-1ADC	BASO Gas Products
BG1600M00EF-1ADC	
BG1600M00EK-1AAC	
BG1600M00EK-3AAD	
BG1600M00EM-1ADC	
BG1600M00EM-2ADD	
BG1600M00EP-1ADC	
BG1600M00EP-1DDD	
BG1600M00EP-2ADD	
BG1600M00EP-2DDD	
BG1600M00EP-3DDD	
BG1600M00EP-4DDD	
BG1600M00ET-1ADC	
BG1600M00FF-1ADC	
BG1600M00FP-1ADC	
BG1600M00FP-2DDD	
BG1600M00FT-1ADC	
BG1600M01ED-1AAC	
BG1600M01ER-1ADC	
BG1600M02CJ-1AAC	
BG1600M02CR-1ADC	
BG1600M03BF-1AGC	
BG1600M03CR-1AGC	
BG1600M10DF-1AAC	
BG1600M10EF-1ADC	
BG1600M10EK-1AAC	
BG1600M10EP-1ADC	
BG1600M10ER-1ADC	
BG1600M10FF-1AAC	
BG1600M10FP-1AAC	
BG1600M10FP-1ADC	
BG1600M10FR-1AAC	
BG1600M10FT-1AAC	
BG1600M10FT-1ADC	
BG1600M11ER-1ADC	
BG1600M20BD-1AAC	
BG1600M20EJ-1AAC	
BG1600M20EP-1ADC	
BG1600M20EP-2CDD	
BG1600M30EP-1ADC	
BG1600M51EF-1AAC	

IPI-24-00	Camstat
05-203025-005	Fenwal
05-203026-005	
780-001	Robertshaw
780-002	
780-003	
780-845	
780-715	
780-735	
780-736	
780-737	
SP715	
SP715A	
SP735	
SP735D	
SP735L	
USI715U	



BASO Gas Products LLC

Model C107U-1 Universal Direct Spark Ignition

Description

The C107U-1 replaces many Honeywell, Fenwal, Johnson Controls, ICM, White Rodgers and BASO direct spark ignitions. The C107U-1 is a dual micro-processor-based, up-to-date hardware that meets the latest US 60730.1, UL 60730.2-5 and ANSI Z21.20-2014 standards. The microprocessor provides reliable software control of all timings and operates a diagnostic three-color LED (light-emitting diode). The C107U-1 provides ignition sequence, flame monitoring and safety shutoff for direct spark applications like commercial cooking, boilers, furnaces and other heating appliances.

Accessories included are Rajah (spark plug) male to female 1/4" terminal and wire nuts.



Warranty

- Two years

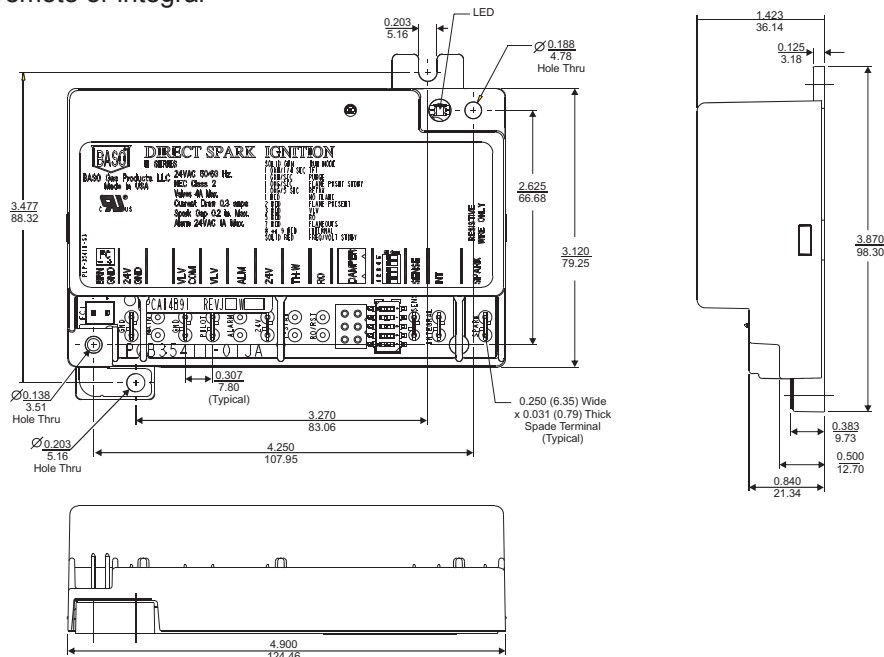
Default settings:

- Trial for ignition: 1 @ 4 seconds
- Pre-purge: 0 seconds
- Retry: none with reignition
- Inter-purge: 0 seconds
- Flame sense: remote or integral

- DIP switch selectable: preprogrammed with 27 of the most popular timings


Agency Listing

- UL Certification number: 20160601-MH2926
- Design file MH2926 UL 60730-1, UL 60730.2-5
- Software conforms to UL 60730 requirements



Dimensions (in./mm)

- Notes:
- Volatile Lockout — Reset the power to the module.
 - Non-volatile Lockout — Requires a reset button wired to the reset tab of the module.
 - Resistive spark wire harness available; see page 125.



DSI C107U Universal Direct Spark Pilot Ignition Control Cross Reference

Honeywell	BASO	White Rodgers	FENWAL	Johnson Controls	Robertshaw
S87B1008	BG1100M0AB-1AC	50D20-150	35-605903-223	G760AAC-1	DS845708-504
S87B1016	BG1100M0AK-1GC	50D20-152	35-605950-015	G760AAD-1	790-300
S87B1024	BG1100M0DL-1GC	50D20-160	35-605954-105	G760AAD-2	790-301
S87B1065	BG1100M3AK-1AC	50D20-162		G760ACA-1	790-314
S87C1014	BG1100MAAK-1GC	50D20-170		G760BAD-1	790-319
S87C1030	BG1100MAAL-1GC	50D20-180		G760BAD-2	790-325
S87D1004	BG1100MADL-1GC	50D20-250		G760BBD-1	
S87C1006	BG1100MCLD-1GC	50D20-350		G760BCD-1	
S87D1012	BG1100M0CK-1GC	50D20-50		G760CAD-1	
S87D1020		50D20-51		G765BAD-1	
S87D1061		50D2052		G765BAD-1R	
S87D1038		50D21-1		G765BCA-12	
S87J1026		50D50-842		G765BCA-12R	
S87J1034					
S87K1008					
S87K1016					



BASO Gas Products LLC

Direct Spark Dual Spark/Sense 24 Volt

Description


The dual spark unit is designed with a 24 VAC micro-processor-based, up-to-date hardware that meets the latest UL 60730.7, UL 60730.2-5 and ANSI Z21.20-2014 standards. The microprocessor safely monitors, two gas burners continuously for functionality. Our new diagnostic three-color LED (light emitting diode) provides a visual understanding of what the controller is doing whether it is normal operation to stand-by to the error codes of troubleshooting situations.

Warranty

- Two years

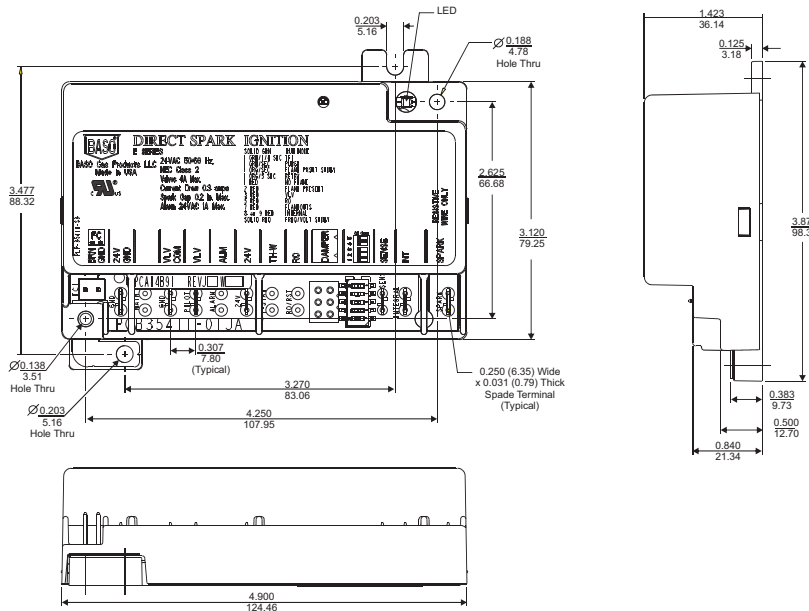
Features:

- Remote or Integral sensing
- Troubleshooting test pins – flame sense
- Trials: single or multiple
- Pre-purge or inter-purge timings
- Mounting 4-hole pattern with two holes to match Honeywell or Fenwal




Agency Listing

- UL Certification number 20160601-MH2926
- Designed to UL 60730.1 and UL 60730.2-5
- Software conforms to UL 60730 requirements
- EC Type Examination Certification number EC-704826 EN 298:2012



Dimensions (in./mm)

Note: Resistive spark wire harness available; see page 125.





BASO Gas Products LLC

CF830C-1

24 Volt HSI Furnace Control Board

Description

This furnace board has dual microprocessor-based design with 100% gas shutoff in case of ignition failure. Controls the gas valve, HSI ignitor, blower motor, inducer motor, humidifier and EAC (electric air cleaner). Reverse polarity protection and detection capabilities. Secondary brown-out voltage protection and twinning compatibility. Works with standard 24VAC thermostats as well as smart thermostats. Troubleshooting LED provides tri-color diagnostic status. Wire harness is included along with stand offs and mounting hole pattern.

Warranty

- Two years



Agency Listing

- CSA Certificate number 229521-80046252

Replaces

Carrier:

- 325878-751
- HK42FZ004
- HK42FZ007
- HK42FZ008
- HK42FZ009
- HK42FZ011
- HK42FZ013
- HK42FZ016
- HK42FZ034
- ICM282A
- ICM282B
- CEBD431012-01A
- CEPL131012-01





BASO Gas Products LLC

CF830CA-1 24 Volt HSI Integrated Furnace Control Board

Description

This furnace board has dual microprocessor-based design with 100% gas shutoff in case of ignition failure. Controls the gas valve, HSI ignitor, blower motor, inducer motor, humidifier and EAC (electric air cleaner). Reverse polarity protection and detection capabilities with three speed fan control. Secondary brown-out voltage protection and twinning compatibility. Works with standard 24VAC thermostats as well as smart thermostats. Troubleshooting LED provides tri-color diagnostic status. Wire harness is included along with stand offs and mounting hole pattern.

Warranty

- Two years

Agency Listing


- CSA Certificate number 229521-80046252

Replaces

Carrier:
HK42FZ014

Bryant, Payne, Factory Authorization Parts, Automatic Ignition Systems:

- CEBD430437-09A
- CEPL130437-01
- CEPL130437-01-1
- HK42FZ0142411
- HK42FZ0143215
- 00662442334763



Ignition Control Modules





BASO Gas Products LLC

BGH2UNCNTRLHT-01 Universal Hot Surface Ignition Control

Description

The BGH Series Universal Hot Surface Ignition Control is a microprocessor-based ignition with timed ignition sequences and suited for replacement as well as new applications. The Hot Surface Ignition controls can be used for agricultural equipment, space heaters, furnaces, residential/commercial boilers, water heaters, pool and spa heaters and a variety of commercial cooking equipment. This ignition control includes a 5-position DIP switch allowing up to 32 programmable predefined timing selections to retrofit other hot surface ignitions with flame sensing rectification, such as Johnson Controls, Honeywell, White-Rodgers, Fenwal and Robertshaw. The control provides continuous and precise monitoring for the hot surface element, wiring and gas valve and will shut down in the event of a failure. The BGH Series Universal Hot Surface Ignition operates with no rod integral or single rod remote sensing to prove flame.




Warranty

- One year

Agency Listing

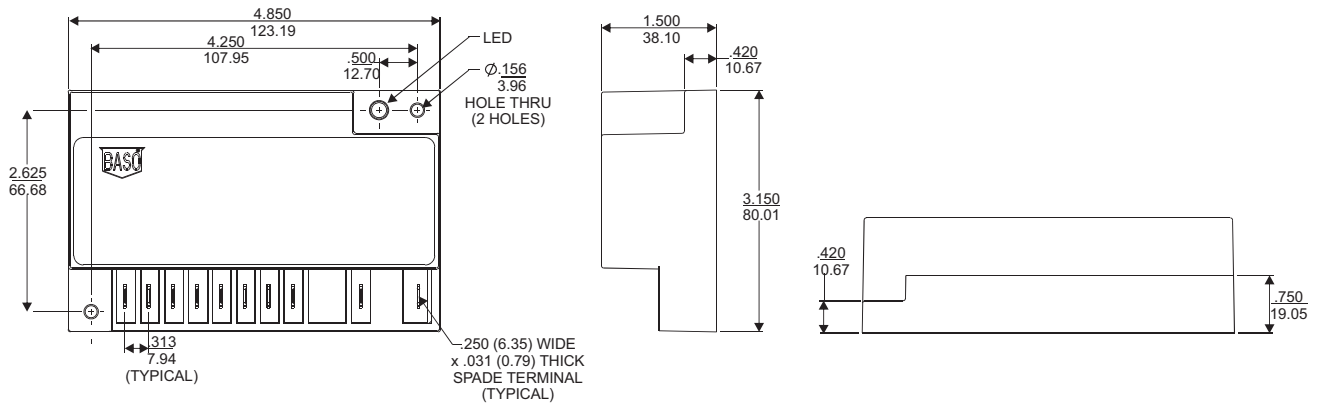
- CSA (AGA/CGA) Certificate number 246569-2213607

Replacement Chart:



Johnson Controls				
	G750BFB-1		G750EVB-1	
Robertshaw				
HS780-17NL-104A HS780-17NR-104A HS780-17NL-108A HS780-17NL-304A	HS780-17NL-308A HS780-17NR-306A HS780-17NR-308A	HS780-34NR-104A HS780-34NL-108A HS780-34NL-304A	HS780-34NL-306A HS780-34NL-308A HS780-34NL-312A	HS780-34NR-306A HS780-34NR-308A HS780-34NR-312A
Fenwal				
05-356225-051 05-356225-052 05-356225-053 05-356225-054	05-356225-055 05-356225-151 05-356225-152 05-356225-153	05-356225-154 05-356225-155 05-356265-051 05-356265-052	05-356265-151 05-356265-152 05-356265-153 05-356265-154	05-356265-053 05-356265-054 05-356265-055
Honeywell				
8910U S8910U S89C1004 S89C1012 S89C1046	S89C1103 S89D1002 S89G1005 S89G1013 S89G1021	S89G1047 S89H1003 S89H1011 S89H1029 S89J1008	S890C1007 S890D1006 S890G1003 S890G1011 S890G1029	S890G1037 S890H1002 S890H1010 S890H1028
White-Rodgers				
50E47-1 to -9 50E47-10 to -19 50E47-20 to -29 50E47-30 to -39 50E47-40 to -49 50E47-50 to -59 50E47-60 to -69 50E47-70 to -79 50E47-101 to -109 50E47-110 to -119 50E47-120 to -129 50E47-130 to -139 50E47-140 to -149	50E47-150 to -159 50E47-160 to -169 50E47-170 to -179 50E47-201 to -209 50E47-210 to -219 50E47-220 to -229 50E47-230 to -239 50E47-240 to -249 50E47-250 to -259 50E47-260 to -269 50E47-270 to -279 50E47-301 to -309 50E47-310 to -319	50E47-320 to -329 50E47-330 to -339 50E47-340 to -349 50E47-350 to -359 50E47-360 to -369 50E47-370 to -379 50F47-1 to -9 50F47-10 to -19 50F47-20 to -29 50F47-30 to -39 50F47-40 to -49 50F47-50 to -59 50F47-60 to -69	50F47-70 to -79 50F47-101 to -109 50F47-110 to -119 50F47-120 to -129 50F47-130 to -139 50F47-140 to -149 50F47-150 to -159 50F47-160 to -169 50F47-170 to -179 50F47-201 to -209 50F47-210 to -219 50F47-220 to -229 50F47-230 to -239	50F47-240 to -249 50F47-250 to -259 50F47-260 to -269 50F47-270 to -279 50F47-301 to -309 50F47-310 to -319 50F47-320 to -329 50F47-330 to -339 50F47-340 to -349 50F47-350 to -359 50F47-360 to -369 50F47-370 to -379

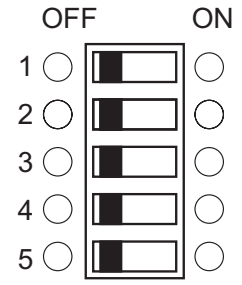
Ignition Control Modules



Dimensions (in./mm)

Parameters/Dip Switch Settings

5-Position Dip Switch Settings		HSIC Parameters			
ON	OFF	*Warm-Up Seconds	Pre-Purge Seconds	Between Trials Seconds	Trial for Ignition Seconds
None	1, 2, 3, 4, 5	45	30	90	3 @ 7
5	1, 2, 3, 4	17	30	90	3 @ 7
4	1, 2, 3, 5	45	17	77	3 @ 7
4, 5	1, 2, 3	17	17	77	3 @ 7
3	1, 2, 4, 5	45	0	60	3 @ 7
3, 5	1, 2, 4	17	0	60	3 @ 7
3, 4	1, 2, 5	34	32	96	3 @ 7
3, 4, 5	1, 2	34	0	0	3 @ 7
2	1, 3, 4, 5	45	30	0	1 @ 7
2, 5	1, 3, 4	17	30	0	1 @ 7
2, 4	1, 3, 5	45	17	0	1 @ 7
2, 4, 5	1, 3	17	17	0	1 @ 7
2, 3	1, 4, 5	45	0	0	1 @ 7
2, 3, 5	1, 4	17	0	0	1 @ 7
2, 3, 4	1, 5	34	32	0	1 @ 7
2, 3, 4, 5	1	34	0	0	1 @ 7
1	2, 3, 4, 5	45	30	90	3 @ 4
1, 5	2, 3, 4	17	30	90	3 @ 4
1, 4	2, 3, 5	45	17	77	3 @ 4
1, 4, 5	2, 3	17	17	77	3 @ 4
1, 3	2, 4, 5	45	0	60	3 @ 4
1, 3, 5	2, 4	17	0	60	3 @ 4
1, 3, 4	2, 5	34	32	96	3 @ 4
1, 3, 4, 5	2	34	0	0	3 @ 4
1, 2	3, 4, 5	45	30	0	1 @ 4
1, 2, 5	3, 4	17	30	0	1 @ 4
1, 2, 4	3, 5	45	17	0	1 @ 4
1, 2, 4, 5	3	17	17	0	1 @ 4
1, 2, 3	4, 5	45	0	0	1 @ 4
1, 2, 3, 5	4	17	0	0	1 @ 4
1, 2, 3, 4	5	34	32	0	1 @ 4
1, 2, 3, 4, 5	None	34	0	0	1 @ 4



5-Position Dip Switch
Switch settings shown with all 5 switches in the OFF position.

* Warm-up time is timed ignition.

Note: For specific timing requirements, call BASO Gas Products.

Ignition Control Modules



BASO Gas Products LLC

BGH Series Hot Surface Ignition Control

Description

The 24 VAC BGH Series Hot Surface Ignition Control is microprocessor-based with timed ignition sequences and is suited for replacement or new applications. The microprocessor provides a reliable software control of all timings and operates a dual-color diagnostic Light-Emitting Diode (LED) for ease of troubleshooting issues. Applications for HSI modules include agricultural equipment, space heaters, furnaces, pool and spa heaters and a variety of commercial cooking equipment. The BGH5 is for an ignition system with internal flame sensing (no rod). The BGH6 is for an ignition system with remote flame sensing (1 rod).

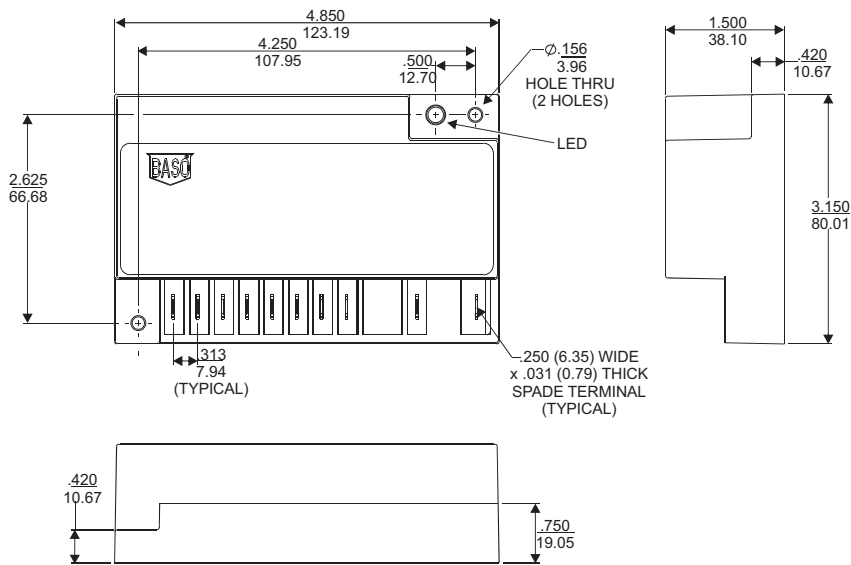


Warranty

- One year

Agency Listing


- CSA (AGA/CGA) Certificate number 246569-2213607



Dimensions (in./mm)

Selection Chart

Part Number	Warm-Up Seconds	Pre-Purge Seconds	Between Trial Seconds	Trial for Ignition Seconds	Sensing
BGH5EF00DA04D-00K1C	45	0	30	3 @ 4	Integral
BGH6AE00DA04D-00K1C	4	0	30	3 @ 4	Remote
BGH6AE00DA06D-00K1C	4	0	30	3 @ 6	Remote



Ignition Control Modules



BASO Gas Products LLC

WHA40 Wire Harness Series & RAA Adapter Terminal

Description

The WHA40A Wire Harness Series is made with resistive wire designed to be used with newer ignition modules to suppress electrical noise or Radio Frequency Interference (RFI).

Agency Listing

- None



Straight Female 1/4 x 1/4 or Female 1/4 to Rajah WHA40A-600H thru -607H

Straight Female 1/4 to 90° Rajah WHA40A-610H



Straight Female 1/4 to 90° Female 1/4 WHA40A-609H

RAA1600A-601 Rajah to 1/4" Female Adapter



Selection Chart

Part Number	Description	Replaces
RAA1600A-601D	Rajah to 1/4" Spade Adapter (box of 50)	Honeywell 407EPM/U
RAA1600A-601H	Rajah to 1/4" Spade Adapter (bag of 10)	
WHA40A-600D	18" Resistive Wire Harness with (2) 1/4" Terminals (box of 25)	
WHA40A-600H	18" Resistive Wire Harness with (2) 1/4" Terminals (bag of 1)	
WHA40A-601D	18" Resistive Wire Harness with (1) 1/4" Terminal and 1 Rajah Terminal (box of 25)	
WHA40A-601H	18" Resistive Wire Harness with (1) 1/4" Terminal and 1 Rajah Terminal (bag of 1)	
WHA40A-602D	24" Resistive Wire Harness with (2) 1/4" Terminals (box of 25)	
WHA40A-602H	24" Resistive Wire Harness with (2) 1/4" Terminals (bag of 1)	
WHA40A-603D	24" Resistive Wire Harness with (1) 1/4" Terminal and 1 Rajah Terminal (box of 25)	
WHA40A-603H	24" Resistive Wire Harness with (1) 1/4" Terminal and 1 Rajah Terminal (bag of 1)	
WHA40A-604D	36" Resistive Wire Harness with (2) 1/4" Terminals (box of 25)	
WHA40A-604H	36" Resistive Wire Harness with (2) 1/4" Terminals (bag of 1)	
WHA40A-605D	36" Resistive Wire Harness with (1) 1/4" Terminal and 1 Rajah Terminal (box of 25)	
WHA40A-605H	36" Resistive Wire Harness with (1) 1/4" Terminal and 1 Rajah Terminal (bag of 1)	
WHA40A-606D	48" Resistive Wire Harness with (2) 1/4" Terminals (box of 25)	
WHA40A-606H	48" Resistive Wire Harness with (2) 1/4" Terminals (bag of 1)	
WHA40A-607D	48" Resistive Wire Harness with (1) 1/4" Terminal and 1 Rajah Terminal (box of 25)	
WHA40A-607H	48" Resistive Wire Harness with (1) 1/4" Terminal and 1 Rajah Terminal (bag of 1)	
WHA40A-609H	26.8" Resistive Wire Harness with (1) 1/4" Terminal and (1) 90° 1/4" Terminal (bag of 1)	
WHA40A-610H	32.592" Resistive Wire Harness with (1) 1/4" Terminal and (1) 90° Rajah Terminal (bag of 1)	Honeywell 394800-3Z 32"

D = Bulk; H = Single

Only licensed service professionals of the original equipment manufacturer or trained licensed contractors are approved to install or service BASO Gas Products. BASO Gas Products shall not be liable for damages resulting from misapplication or misuse of its products.



BASO Gas Products LLC

WHA Series Wire Harness

Description

24" harness for either a DSI or IPI ignition connection.

Includes:

- (2) ground connections
- (1) MV connection
- (1) PV connection
- (1) thermostat or 24-volt connection
- (1) sensor connection

Agency Listing

- None

Selection Chart

Part Number	Description
WHA43A-600H	24"Harness

Contact BASO for other harness configurations.



Y57TH-24 or WHA40A-618
Spark Wire

ZP Series Piezo Spark Generator

Description


ZP Series Piezo is used where there is no available power source. Two options are available to spark manual or battery operated (single AA). Output voltage is 20,000 volts. Used in firepits, oil fields, BBQ grills and many other places where power may not be readily available.

Agency Listing

- CSA

Replaces

Williams P285500
Cozy 80016



Selection Chart

Part Number	Description	Voltage Output	Single Connection Diameter
▲ ZPA1-1H	Piezo Manual Operated	20,000	0.090 in. (2.29 mm)
▲ ZPB1-1H	Piezo Battery Operated (battery not included)	20,000	0.090 in. (2.29 mm)

▲ means bulk pack (25) is available upon request.



BASO Gas Products LLC

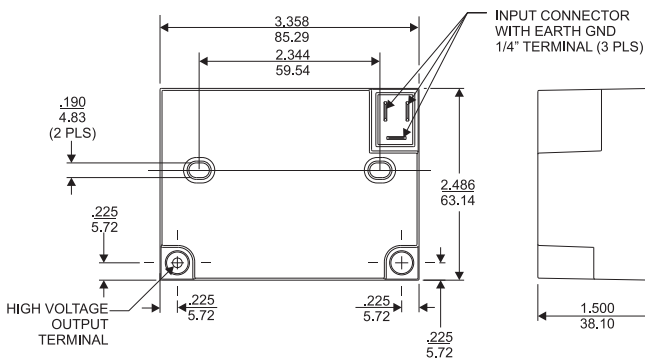
CTD Series Electronic Transformers

Description

Transformers are produced in many different versions, with different power suitable for many applications. Models available in intermittent and continuous duty, single or dual pole for a wide range of applications such as gas burners and oil applications. Contact BASO for more options.

Agency

- UL Recognized File number XPZZ2.E213947
- UL Recognized Canada File number XPZZ8.E213947



Selection Chart

Part Number	Voltage	Current Out	Duty	Output Connection	Replaces
CTDJFAB-1C	120VAC	26	33% on 3 sec.	Grounded Pole	Allanson 2260-TP

See page 128 for accessories.



BASO Gas Products LLC

WSC Series Wire Harness Spark CTD Series

Description

These high voltage spark cables with resistive conductor in carbon fiber and semi-conductive rubber are used for shielding electromagnetic disturbances. This cable is designed for the use with our transformers. Cable is 7mm suppressed ISO 3808/2 with temperature rating of 311°F (155°C), 30KV. Coating silicone/carbon fiber internal wire.



Selection Chart

Part Number	Length	End Terminal	End Terminal	Wire Size
WSCFCAC-1C	3 ft. 6 in.	90° Rajah w/Boot .25 Pin	90° with Boot .125 Pin	7 mm
WSCJCAA-1C	5 ft.	90° Rajah w/Boot .25 Pin	90° with Boot .125 Pin	5.2 mm

WCT Series Wire Harness CTD Series

Description

This is a standard electronic transformer. The features of this transformer make it suitable for a wide range of applications such as oil and gas burners, continuous or intermittent duty, single or double poles. Plug type D.



Selection Chart

Part Number	Length	Terminal Type	Ground Term.	Line Voltage Term.	Neutral Term.
WCTJAAAA-1C	5 ft.	Waterproof	N/A	N/A	N/A
WCTFBAAA-1C	3 ft. 4 in.	Non-waterproof	N/A	N/A	N/A

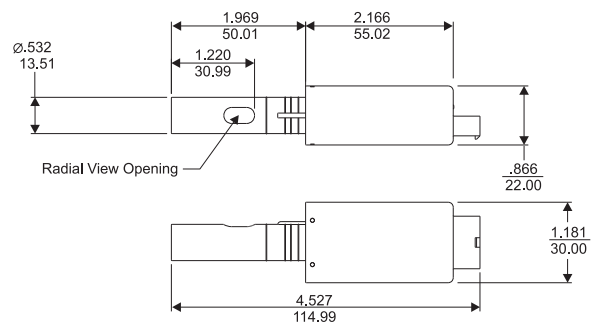


BASO Gas Products LLC

BKL11 Series UV-Flame Detector for Oil, Gas, Dual Fuel Burners

Description

Model BKL11 Series is a compact UV flame detector for single flame combustion, producing light or radiation in the visible spectrum and a very low flame modulation/flicker frequency. The design of the UV sensor ensures that the flame detector will not react to the background radiation from hot refractory or any other source of infrared light. The UV flame detector is equipped with an optical interface that visibly displays the intensity of the flame signal. The BKL11 Series connects directly to the ionization or LDR input of the control box. The BKL11 Series UV flame detector is designed to meet the requirements of UL 372.2, CSA C22.2 and EN 298:2012-11. The internal rise of the UV tube voltage immediately after applying the supply voltage ensures the safety requirements of testing the UV tube until ignition. Operations to be in a closed area.



Technical Data:

- Input: 120-volt AC 50/60 Hz;
Amp consumption: 5.5 mA
- Restart time: Between burner shut down and renewed burner startup >5 seconds
- FET Output: Switch-on delay after flame-on typically 0.5 seconds
Switch-off time after flame-off <0.5 seconds
Maximum switched current 15 mA; max. switched power 0.3 W; max. switched voltage 280VAC/400VDC
- Optical features: Spectral range 185 to 260 nm, acceptable loss of flame signal ca 200ms.
- Adjustment: Radial, left; optional axial (reduced sensitivity at approx. 40%)
- Lifetime of the UV-tube: >10,000 hours
- Operating temperature: -4°F to 140°F (-20° to 60°C); temp. >120°F reduces the lifetime of the UV-tube
- Humidity: Max. 95%, no condensation permitted
- Protection: IP 41
- Operating position: Any

Agency:

- UL Recognised File number MH47747

Selection Chart

Model	Voltage
BKL11-1C	120V

See page 133 for accessories available.



BASO Gas Products LLC

BKL20 Series Wide Band Flame Detector

Description

The flame detector model BKL20 is a compact flame detector which is designed for blue burning combustion systems in forced air burner applications in the domestic sector. A processor enables the evaluation and conversion of the flame signal into a digital signal in the value required for the flame signal amplifier of the corresponding automatic burner control system. The BKL20 Series only evaluates the flickering of the flame to be monitored. Uniform light beams and any constant frequencies do not lead to a permanent flame detection. Unintentional influences on the flame detection can thus be avoided. To be used in open fire detection and not closed in.

Technical Data:

- Input: 120-volt AC 50/60 Hz (optional 24VDC or 24VAC)
- Amp consumption: 3–4 mA
- Output: Switch-on delay after energizing from safety relevant self-check typically 2.0 seconds
Switch-on delay after flame on typical 0.5 seconds
Switch-off time after flame off <0.5 seconds
15 mA max switching current
Max. switching power 0.3 W
Max. switching voltage 280VAC / 400 VDC
- Optical features: Spectral range 380 to 1150 nm,
Peak wave length 920 nm.
Flicker freq. 15 to 400 Hz.
- Switch On frequency: 52 Hz dominant flicker frequency
- Switch Off frequency: 15 Hz dominant flicker freq. acceptable flame loss of signal ca. 280 ms.
Disturbing freq. cutoff >35Hz (optionally)
- Operating Temperature: 0° to 140°F (-17.8° to 60°C)
- Humidity: max. 95%, no condensation permitted
- Protection: IP 41
- Operating position: Any

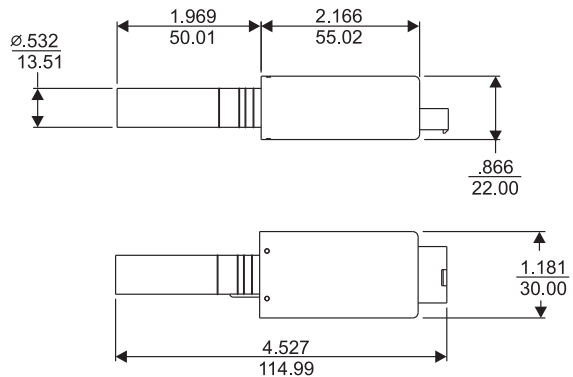
Agency:

- UL Recognized File number MH47747

Selection Chart

Model	Voltage
BKL20-1C	120V

See page 133 for accessories available.





BASO Gas Products LLC

BFC10/120 Series Compact UV Flame Detector — Industrial

Description

The BFC10 is a compact UV flame detector specially designed for use in industrial firing systems. The flame detector can be connected directly to a tuned ionization or LDR input of the automatic burner control. In accordance to EN 298:2012-11, the flame detector is intended for automatic burner control systems that check whether a flame is still present after a control shutdown. By means of the diopter, which also serves as the flame detector's interface to the combustion chamber, the BFC10 can be adapted to special requirements with various accessories. The flame intensity can be easily recognized via an LED as a visual indicator. A simple diagnosis of the flame intensity is thus possible directly at the firing device.

Specifications

- Sensor: UV tube
- Operating mode: Intermittent operation
- Optical alignment: Axial
- Mounting position: Any
- Supply voltage: 230 V AC (120 V AC optional)
- Power consumption: Max. 18 mA
- Temperature range: -20°C to 60°C
- Switch-on delay: Typically 0.5 sec.
- Switch-off delay: < 0.5 sec.
- Protection class: IP 65
- Protection class: I, FELV
- Relay output: Potential-free, galvanically isolated
- Max. Switching Current 1 A
- Max. Switching Capacity 250 VA
- Max. Switching Voltage 250 V AC
- Connection: Amphenol plug

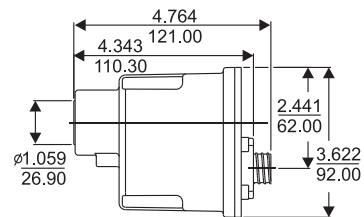
Agency Listings

- UL Recognized File number MH47747

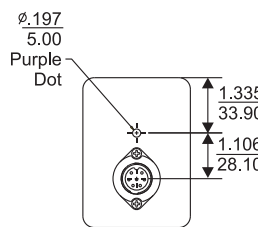
Selection Chart

Part Number	Description
BFC10120-1H	UV Flame Detector

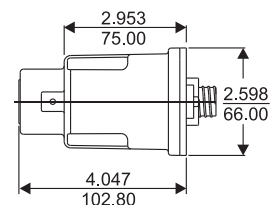
See page 134 for available accessories.



Left View



End View



Bottom View

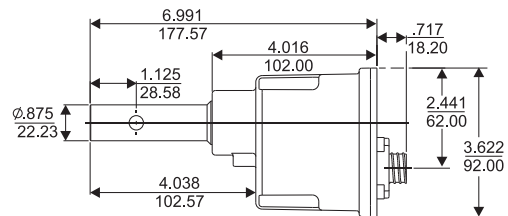


BASO Gas Products LLC

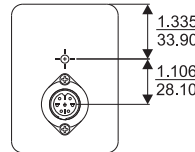
BFR11 Series Compact UV Flame Detector — Industrial

Description

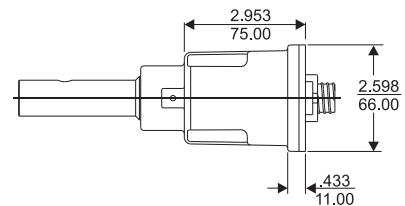
The BFR11 Series is a robust compact UV flame detector specially designed for use in industrial combustion systems. The flame detector can be connected directly to a tuned ionization or LDR input of the burner control. In accordance with EN298:2012-11, the BFR11 flame detector is intended for burner control systems that check a flame signal is still present after a control shutdown. The UV tube used ensures that background radiation, e.g. from glowing brick linings or mixing equipment parts, is not detected. The internal boost of the UV tube voltage immediately after applying the supply voltage ensures the safety requirement according to EN298:2012-11 for checking the UV tube for burn-through for intermittent burner operation. With the help of the mounting flange, the flame monitor can be mounted directly on the burner and aligned to the flame. The flame intensity can be easily detected via an LED as an optional display. A simple diagnosis of the flame intensity is thus possible directly at the firing system.



Left View



End View



Bottom View

Technical Data:

- Input: 120-volt AC 50/60 Hz; amp consumption 5.5 mA
- Refuse: 1 Amp, slow
- Restart time: Between burner shutdown and renewed burner startup >5 seconds
- FET-Output: Switch-on delay after flame-on typically 0.5 seconds
Switch-off time after flame-off <0.5 seconds
Maximum switched current 15 mA; maximum switched power 0.3 W; maximum switched voltage 280VAC/400VDC
- Optical features: Spectral range 185 to 260 nm; acceptable loss of flame signal ca 200 ms
- Adjustment: Radial, left
- Lifetime of UV-tube: >10,000 hours
- Operating temperature: 0° to 140°F (-17.8° to 60°C); temp >120°F reduces the lifetime of the UV-tube
- Humidity: Max 95%, no condensation permitted
- Protection: IP 65

Agency:

- UL Recognized File number MH47747

Selection Chart

Part Number	Description
BFR11120-1H	UV Flame Detector

See page 134 for accessories.



BASO Gas Products LLC

BKL Series Flange Connector

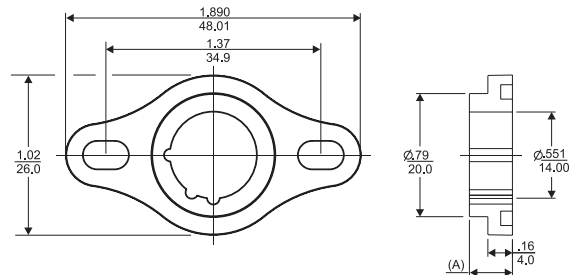
Description

The mounting flange Model BKL07 or BKL13 attachment and adjustment of the flame detector. Two different heights with 0.28 inches (7mm) or 0.51 inches (13mm) are available. The 0.51 inch (13mm) provides more stability for mounting. Using an O-ring, the flange can be simply mounted to the flame detection housing.



Selection Chart

Part Number	Collar Height (A)
BKL07-1	0.28 in. (7mm)
BKL13-1	0.51 in. (13mm)



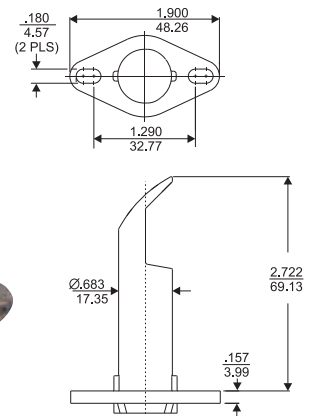
BANGL Series Angle Adapter

Description

This optional viewing corner adapter, the radial adjustment is carried out by means of an optimally formed out reflecting surface to the flame axis. This adapter can be a substitute for the connecting flange.

Selection Chart


Part Number
BANGL-1C



WBKL Series Wire Harness

Description

WBKL series connection cable is available in various lengths up to 79 inches (2 meters). The end wires can be stripped or have various terminated ends. To be used with the BKL11 or BKL20. Plug type K.



Selection Chart

Part Number	Length	Terminal	Terminal	Terminal
WBKLAAA-1C	6 ft. (1829 mm)	N/A	N/A	N/A



BASO Gas Products LLC

BAM100 Series Wire Harness BFC/BFR

Description

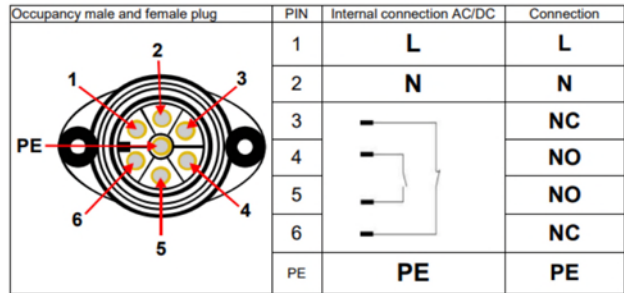
The BAM100 series cable is to be used with our BFC or BFR series UV flame detectors.

Selection Chart

Part Number	Cable Length
BAM100-70	70 in. (1778 mm)
BAM100-120	120 in. (3048 mm)



Connection diagram IFR 50





BASO Gas Products LLC

DC and DD Series Spark Igniter/Flame Sensors

Description

BASO® Spark Igniters/Flame Sensors are designed for a long service life and to provide optimum performance when used in a BASO® ignition system. We have several popular designs available, but custom designs could be made available upon request.


Flame sensors are used in flame rectification circuits to confirm presence of flame monitoring, which protects the system.

Integral sense (or local sense) performs both sense and spark functions through the same rod.

Remote sense has two separate rods and a ground rod. One of the two separate rods is for sense, the other is for spark.

Agency Listing

- None



Selection Chart

	Part Number	Prongs	Bracket Style	Replaces
▲	DD1AC-1H	1	Tear Drop	Fenwal 22-100001-211
▲	DC2AA-1C	2	Rectangular	NA
▲	DE1CG	1	90° Bracket	
▲	DC3AD-1C	3	Rectangular .114 Rod Dia.	Fenwal 22-10002-076 BASO Y58KD-10
▲	DD2CE-1H	2	Tear Drop	Syntek BP202E Speed Queen M406934 Cissell GA-007640
▲	DC3AB-1C	3	Rectangular	Fenwal 22-100000-593 Robertshaw 10-850 BASO Y58KD-6
▲	DB1FA-1H	1	Rectangular	NA
▲	DC3AB-1H	1	Rectangular .082 Rod Dia.	

▲ means bulk pack is available upon request.
Contact BASO Gas Products if you have special requirements.



BASO Gas Products LLC

B03M-5E067 Universal Kit Hot Surface Igniter

Description

The B03M Series Universal Kit comes complete with mounting brackets and hardware to replace over 100 different OEM applications. The silicon nitride material is better for durability and strength.

Agency Listing

- CSA (AGA/CGA) Certificate number 254683-2480168



Selection Chart

Part Number	Material	Voltage (50/60Hz)	Temperature		Replaces
			Min.	Max.	
B03M-5E067C	Silicon Nitride	120 VAC	1800°F	3000°F	Robertshaw 41-801N Rheem 62-22868-82 or 93 Lennox 33J3701 LB White 120-07549



BASO Gas Products LLC

B04C-5E033 Series Hot Surface Igniter

Description

The B04C Series Hot Surface Igniter has a spiral design that will fit many OEM applications.

Agency Listing

- CSA (AGA/CGA) Certificate number 254683-2480168



B04C-5E033C



B06C-5E067C

Selection Chart

Part Number	Material	Voltage (50/60 Hz)	Temperature		Replaces
			Min.	Max.	
B04C-5E033C	Silicone Carbide	120 VAC	1800°F	2800°F	York 025-32625-000 Nordyne RH62286892 Williamson 9050 Alliance (Speed Queen) 369P3 Speed Queen 60868
B06C-5E067C	Silicone Carbide	120 VAC	1800°F	2800°F	



BASO Gas Products LLC

B06C-5E035 Universal Kit Hot Surface Igniters

Description

The B06C-5E035 Universal Kit comes complete with plug-in adapters to replace many different applications.

Agency Listing

- CSA (AGA/CGA) Certificate number 254683-2480168



Selection Chart

Part Number	Material	Voltage (50/60 Hz)	Temperature		Replaces
			Min.	Max.	
B06C-5E035C	Silicone Nitride	120 VAC	1800°F	3100°F	Nordyne 902661, 902614, FC007, FC035



BASO Gas Products LLC

B04S Series Hot Surface Igniters

Description

Durable igniters for boilers, furnaces, rooftop heaters and other HVAC applications.

Agency Listing

- CSA (AGA/CGA) Certificate number 254683-2480168




B04S-1E405




B04S-1E406



B04S-1E408



B04S-1E409



B04S-1E411



B04S-1E418



B04S-5E001



B04S-5E010

Selection Chart

Part Number	Material	Voltage (50/60 Hz)	Temperature		Type of Hardware	Replaces
			Min.	Max.		
B04S-1E405C	Silicon Carbide	120 VAC	1800°F	3100°F	No Brackets	Smith HB 50018, Veissman 9302-094, Norton 201D and 27P
B04S-1E406C	Silicon Carbide	120 VAC	1800°F	3100°F	Fabric Washer & Wire Nuts	Weil McLain 511-330-188 Norton 201Y and 271Y
B04S-1E408C	Silicon Carbide	120 VAC	1800°F	3100°F	Wire Nuts	Rheem 62-22441-01
B04S-1E409C	Silicon Carbide	120 VAC	1800°F	3100°F	Bracket & Wire Nuts	Trane IGN26, Carrier LH332S, 001A, 002, 0024, 003, 003A
B04S-1E411C	Silicon Carbide	120 VAC	1800°F	3100°F	Bracket & Wire Nuts	Rheem 62-22868-82 and 62-22441-01
B04S-1E418C	Silicon Carbide	120 VAC	1800°F	3100°F	Attached Bracket & Wire Nuts	Norton 271 NM
B04S-5E001C	Silicon Carbide	120 VAC	1800°F	3100°F	Universal Kit	41-402, 41-403, 41-404, 41- 405, 41-406, 41-407, 41-408, 41-409, 41-410
B04S-5E010C	Silicon Carbide	120 VAC	1800°F	3100°F	Clip & Fabric Washer	Trane Kit 3033
B04S-1E401C	Silicon Carbide	120 VAC	1800°F	3100°F	No Brackets	Norton 41-401
B04S-1E402C	Silicon Carbide	120 VAC	1800°F	3100°F	No Brackets	Norton 41-402
B04S-1E403C	Silicon Carbide	120 VAC	1800°F	3100°F	No Brackets	Norton 41-403

Only licensed service professionals of the original equipment manufacturer or trained licensed contractors are approved to install or service BASO Gas Products. BASO Gas Products shall not be liable for damages resulting from misapplication or misuse of its products.



BASO Gas Products LLC

Micro Igniter 24 VAC Hot Surface Igniter

Description

This durable silicon nitride igniter is used with Honeywell smart valves. It can be easily installed using the spring clip provided.

Agency Listing

- CSA (AGA/CGA) Certificate number 254683-2480168



Selection Chart

Part Number	Material	Voltage (50/60 Hz)	Temperature		Replaces
			Min.	Max.	
B13M-1D643C	Silicon Nitride	24 VAC	1800°F	2650°F	Honeywell Q3200 Kit



BASO Gas Products LLC


B19N Series 120 VAC Hot Surface Igniters

Description


The B19N Series 120 VAC Hot Surface Igniters provides a rugged service replacement element designed for long life and resistance to burn-out in the appliance. The kit includes various configurations of brackets that will adapt to your specific appliance application.

Agency Listing

- CSA (AGA/CGA) Certificate number 254683-2480168



B19N-1E076C



B19N-5E067C



B19N-5E069C

Selection Chart

Part Number	Material	Voltage (50/60 Hz)	Temperature		Replaces
			Min.	Max.	
B19N-5E067C	Silicon Nitride	120 VAC	2192°F	2732°F	N/A
B19N-5E069C	Silicon Nitride	120 VAC	2192°F	2732°F	Honeywell Q3200U
B19N-1E076C	Silicon Nitride	120 VAC	2192°F	2732°F	

Contact BASO for 12VDC or 24VDC availability.



Pilot Burners



BASO Gas Products LLC


J Series Stainless Steel Combination Standing Pilot Burners

Description

The J Series Combination Pilot Burners are used for standing pilot applications and are available in many tip arrangements. The J990MDA-2 is a universal replacement pilot burner for J12_DDA, J13_DDA (D12 and D13) types with No. 9 tip arrangements.

The J991MDA-2 through J999MDA-2 models are universal replacement pilot burners for J10_DDA, J11_DDA (D10 and D11) types (see the Selection Chart for tip arrangements).

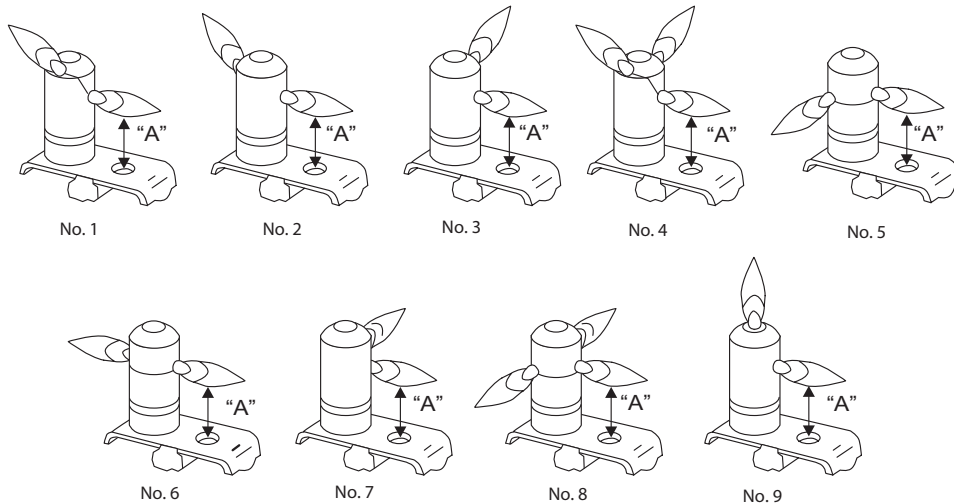
The pilot burners are individually packed in a plastic bag with one natural gas inlet installed, one LP inlet fitting and necessary parts for mounting.



J999MDA

Agency Listing

- CSA (AGA/CGA) Certification number 229521-1656071



Pilot Burner Tip Positions

Selection Chart

Part Number	Tip Position	Natural Gas Inlet Fitting	LP Inlet Fitting	"A" Dimension
J990MDA-S2H	9	Y90AA-3223	Y90AA-4212	1.102 in. (28 mm)
J991MDA-S2H	1	Y90AA-3223	Y90AA-4212	0.850 in. (21.6 mm)
J992MDA-S2H	2	Y90AA-3223	Y90AA-4213	0.850 in. (21.6 mm)
J993MDA-S2H	3	Y90AA-3223	Y90AA-4212	0.850 in. (21.6 mm)
J994MDA-S2H	4	Y90AA-3225	Y90AA-4214	0.850 in. (21.6 mm)
J995MDA-S2H	5	Y90AA-3221	Y90AA-4211	0.850 in. (21.6 mm)
J996MDA-S2H	6	Y90AA-3223	Y90AA-4212	0.850 in. (21.6 mm)
J997MDA-S2H	7	Y90AA-3221	Y90AA-4211	0.850 in. (21.6 mm)
J998MDA-S2H	8	Y90AA-3223	Y90AA-4212	0.850 in. (21.6 mm)
J999MDA-S2H	9	Y90AA-3223	Y90AA-4212	0.850 in. (21.6 mm)

Note: For best performance, BASO recommends the K16 series only on these pilot models J991MDA-S2H through J999MDA-S2H.



BASO Gas Products LLC

J Series Universal Multi-Mount Standing Pilot Burners

Description

The J Series Universal Multi-Mount Standing Pilot Burners are used in standing pilot applications and are available in three models. Mounting brackets on all four sides of each burner permit adaptation to almost any application.

The pilot burners are individually packed in a plastic bag with one natural gas inlet installed, one LP inlet fitting and necessary parts for mounting.

Features

- Three tapped holes in each bracket for vertical adjustment
- Natural gas or LP inlet fitting supplied
- Necessary parts for mounting furnished in each package

Agency Listing

- CSA (AGA/CGA) Certification number 229521-1656071




J999MHA-2



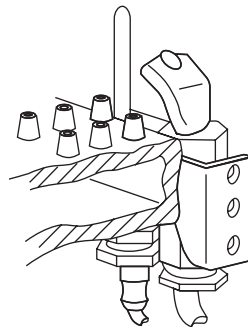
J999MKA-2



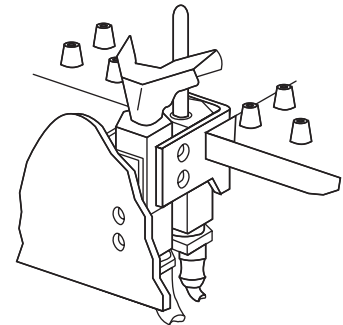
J999MYA-2



J999MHA-2



J999MKA-2



J999MYA-2

Typical Installations

Selection Chart

Part Number	Type of Pilot	Natural Gas Inlet Fitting	LP Inlet Fitting
J999MHA-2H	"L" Channel	Y90AA-7223	Y90AA-4211
J999MKA-2H	Shell	Y90AA-7221	Y90AA-4210
J999MYA-2H	"Y" Channel	Y90AA-6221	Y90AA-4211



BASO Gas Products LLC

J Series Pilot Burner Assemblies

Description

The J Series Pilot Burner Assemblies are replacement pilots for previously OEM-only products. These pilot burner assemblies are used with intermittent pilot ignitions (IPI) and standing pilot systems. The standing pilot burners are individually packed in a plastic bag. The intermittent spark pilot burners are individually packed in a box.

Agency Listing

- CSA (AGA/CGA) Certificate number 229521-1656071



J115DGA Standing Pilot



J992HXW Intermittent Pilot

Selection Chart


Part Number	Description	OEM Name	OEM Part #
J114DGA-S1C	Standing Pilot Burner	Garland/U S Range	227041
J115DGA-S1C	Standing Pilot Burner	Jade Products	4620400000
J118DDA-S1C	Standing Pilot Burner	Vahe Enterprises	83
J118DDA-S3223C	Standing Pilot Burner with Natural Gas Inlet	Star	2J-Z4608
J126DDA-S1C	Standing Pilot Burner	Nieco	2011-A
J129DDA-S1C	Standing Pilot Burner	Gas Fired Products	03437000
J181EKA-1C	Standing Pilot Burner	Grindmaster	F136A
J181EKA-7218C	Standing Pilot Burner with Natural Gas Inlet	Wolf Range	718327
J184EKA-9813C	Standing Pilot Burner with Inlet	Montague	1033-2
J641DHA-S4712C	Standing Pilot Burner with LP Inlet	LB White	130-02729
J641DHA-S6721C	Standing Pilot Burner with Natural Gas Inlet	LB White	130-02741
J962DDA-S1C	Standing Pilot Burner	Nieco	2181
J963DDA-S1C	Standing Pilot Burner	Nieco	2178
J963HXA-6218C	Standing Pilot Burner with Natural Gas Inlet	Reznor	017890
J966DDA-S1C	Standing Pilot Burner	Nieco	2011
J966DDA-S1C	Standing Pilot Burner	Marshall Air	502451
J970EKA-1C	Standing Pilot Burner	Southbend	1173574
J970EKW-9710C	Intermittent Spark Pilot Burner with LP Inlet	Lennox	49K8501
J970EKW-9718C	Intermittent Spark Pilot Burner with Natural Gas Inlet	Lennox	69J3701
J974EKW-7218C	Intermittent Spark Pilot Burner with Natural Gas Inlet	Carrier	LH31CM023
J976LKW-9720C	Intermittent Spark Pilot Burner with Natural Gas Inlet	Lennox	31J3501
J977EHW-1C	Intermittent Spark Pilot Burner	Groen	127578
J978LYW-1C	Intermittent Spark Pilot Burner	Pitco - Magikitch'n	PP11296
J982EHW-1C	Intermittent Spark Pilot Burner	Groen	97024
J982EHW-2C	Intermittent Spark Pilot Burner	Groen	
J982HKW-1C	Intermittent Spark Pilot Burner		



J118DDA



J978LYW



J970EKW



J969EKA

Part Number	Description	OEM Name	OEM Part #
J983HKW-7715C	Intermittent Spark Pilot Burner with Natural Gas Inlet	Reznor	093971
J987DDW-3239C	Intermittent Spark Pilot Burner with Inlet	Wayne Combustion	61846-002
J987LKW-7721C	Intermittent Spark Pilot Burner with Natural Gas Inlet	Lennox	99C1101
J989EKW-7721C	Intermittent Spark Pilot Burner with Natural Gas Inlet	Lennox	26F1601
J989FTW-1C	Intermittent Spark Pilot Burner	Lang	80201-14
J990FTW-1C	Intermittent Spark Pilot Burner	Blodgett	18245
J991LYW-7225C	Intermittent Spark Pilot Burner with Natural Gas Inlet	US Boiler	8236050
J992DXA-S4211C	Standing Pilot Burner with LP Inlet	Montague	23220-3
J992DXA-S7218C	Standing Pilot Burner with Natural Gas Inlet	Montague	34176-2
J992DXA-S7221C	Standing Pilot Burner with Natural Gas Inlet	Montague	23218-1
J992HXW-7221C	Intermittent Spark Pilot Burner with Natural Gas Inlet	Reznor	061145
J992HXW-7223C	Intermittent Spark Pilot Burner with Natural Gas Inlet	Reznor	094624
J992HXW-9817C	Intermittent Spark Pilot Burner with Inlet	Reznor	61146
J992LKW-7221C	Intermittent Spark Pilot Burner with Natural Gas Inlet	Carrier	LH31CM017
J992LYW-7125C	Intermittent Spark Pilot Burner with Natural Gas Inlet	Weil-McLain	571330104
J993EHW-7218C	Intermittent Spark Pilot Burner with Natural Gas Inlet	Groen	3750
J994FLW-7218C	Intermittent Spark Pilot Burner with Natural Gas Inlet	Utica Boiler	JC-001.03
J994HKA-1C	Standing Pilot Burner		
J995DTW-S9824C	Intermittent Spark Pilot Burner with Inlet	Laars Heating	W0034500
J995LTA-1C	Standing Pilot Burner	Grindmaster	F137A
J995LYA-1C	Standing Pilot Burner		
J996DDJ-S3523C	Standing Pilot Burner with Natural Gas Inlet	Trane	X13130409010
J996LYA-1C	Standing Pilot Burner	APW Wyott	2092800
J997DDJ-S3223C	Standing Pilot Burner with Natural Gas Inlet	Trane	X13130410010
J997EKW-7618C	Intermittent Spark Pilot Burner with Natural Gas Inlet	Armstrong	5701B4
J997FTA-1C	Standing Pilot Burner	APW Wyott	2066161
J998FXA-1C	Standing Pilot Burner	Little Giant Mfg	PLB
J998ZDW-1C	Intermittent Spark Pilot Burner	Gasmac	
J999HHW-6221C	Intermittent Spark Pilot Burner with Natural Gas Inlet	Reznor	41775
J999HXW-1C	Intermittent Spark Pilot Burner	ICE Mfg LTD	710893.1




BASO Gas Products LLC

Q90 Series Pilot Burner Assemblies

Description

Q90 Series Pilot Burner Assemblies are replacement pilots for previously OEM-only products. These pilot burner assemblies are used with intermittent pilot ignition (IPI) and standing pilot systems.

The standing pilot burners are individually packed in a plastic bag. The intermittent spark pilot burners and Q90s are individually packed in a box.



Q90AA



Q90TH



**Q90 Series
used with (Optional Piezo)**

Q90 Selection Chart

Part Number	Description	OEM Name	OEM Part #
Q90AA-1C	J989EKW-7721 Pilot Burner with Natural Gas Inlet and Y75AA-8 Flame Sensor	Lennox	26F1601
Q90AA-6C	J963EKW-1 Pilot Burner with Y90HB-7121 Inlet and Y75AA-8 Flame Sensor	N/A	N/A
Q90BB-S1C	J996DKW-7723 Pilot Burner with Natural Gas Inlet, Y75AA-3 Flame Sensor and Y57JH-27 Sensor Cable	Carrier	LH31CM021
Q90CC-1C	J986HXW-7221 Pilot Burner with Natural Gas Inlet and Integral Flame Sensor	Reznor	144598
Q90DD-1C	J993HHW-6221 Pilot Burner with Natural Gas Inlet, Integral Flame Sensor and Y57HH-36 Sensor Cable	Reznor	505-47484
Q90DD-2C	J990HHW-1 Pilot Burner with Y90AB-6021 Inlet and Y57HH-96 Sensor Cable	N/A	N/A
▲ Q90EA-S1C	J995DHW-6718 Pilot Burner with Inlet and Y75AA-8 Flame Sensor	N/A	N/A
▲ Q90FF-1C	J982HKW-1 Pilot Burner with Y90HD-9732 Inlet, Y75AA-10 Flame Sensor, Pilot Tubing and 18 in. Cable	Reznor	097534
▲ Q90FF-2C	J982HKW-1 Pilot Burner with Y90HD-9734 Inlet, Y75AA-10 Flame Sensor, Pilot Tubing and 18 in. Cable	Reznor	097535
▲ Q90FF-3C	J981HKW-1 Pilot Burner with Y90HB-9732 Inlet, Y75AA-2 Flame Sensor, Pilot Tubing and 27 in. Cable	Reznor	125251
▲ Q90FF-4C	J981HKW-1 Pilot Burner with Y90HD-9716 Inlet, Y75AA-2 Flame Sensor, Pilot Tubing and 27 in. Cable	Reznor	125671
▲ Q90NP-1C	J994HKA-1 Pilot Burner with Y90HB-9732 Inlet, Pilot Tubing and K15FA-24 Thermocouple (24 in.)	Reznor	96360
▲ Q90NP-2C	J994HKA-1 Pilot Burner with Y90HD-9734 Inlet, Pilot Tubing and K15FA-24 Thermocouple (24 in.)	Reznor	096361
▲ Q90TH-S1C	J979DDW-1 Pilot Burner with Y90AB-4014 and Y90AB-7023 inlets	N/A	N/A

▲ means bulk pack is available upon request.

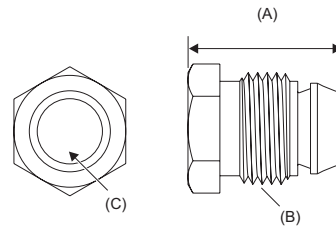


BASO Gas Products LLC

Fittings

Description

Breakaway ferrules are used with tubing by sliding the tubing into the compression fitting and tightening it into place. The ferrule then breaks off, securing itself around the tube. All fittings packaged 2 per bag.



Selection Chart

Part Number		Description	(A) Length	(B) Thread	(C) Tube Size
*43283-2H		Compression Fitting w/Breakaway Ferrule	0.651 in.	7/16-24	1/4 in.
*FTG75-1H		Compression Fitting w/Breakaway Ferrule	0.687 in.	7/16-24	1/8 in.
KIT10A-600H		Two Piece Nut & Ferrule	Nut Only 0.437 in. Nut w/Ferrule .658 in.	7/16-24	3/16 in.
R36623-2H		Tamper-proof Plug and Compression Fitting	0.609	7/16-24 male thread shear off	N/A

Fittings for Specific Applications Selection Chart

Part Number		Description	Length	Connections
*37003-1H		Adapter	0.953 in.	7/16-24 Male Compression to 1/8-27 NPT Female
*42653-1H		Adapter	0.781 in.	1/8-27 NPT Male to 7/16-24 Female Compression
FTG76-2H		Compression Plug	0.620	7/16-24 Male Thread
*FTG79-1H		Adapter	0.952	7/16-24 Male Compression to 7/16-24 Male Compression
R219-7H		Elbow	N/A	1/8-27 NPT Male to 7/16-24 Female Compression
*FTG79-3H		Adapter	0.887	7/16-20 Male Compression to 7/16-24 Male Compression (used with corrugated tubing connecting to a BASO inlet fitting)
*17191-10H		Elbow	N/A	1/8-27NPTF to 7/16-24 Female Compression
*17191-11H		Elbow	N/A	1/8-27 NPTF Male to 1/8-27NPTF Female

* means available boxed in bulk, minimum 25 pieces.



BASO Gas Products LLC

Y90 Series Inlets

Description

The Y90 Series Inlet Fittings control the flow of gas to a pilot burner and are designed to be used with BASO® pilot burners. The majority of BASO® inlet fittings have two holes which control and direct the

flow of gas to the burner. The gas flow from the two holes intersect, which causes turbulence and a better gas/air mixture for proper combustion.

Agency Listing

- None

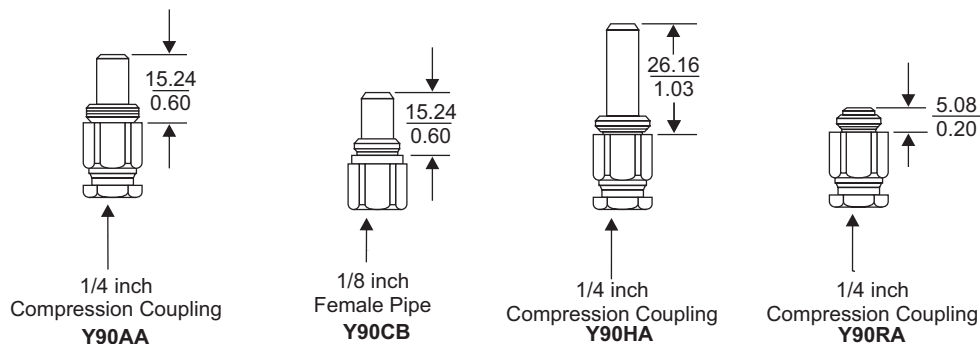
Selection Chart

Part Number	Orifice Size (in.)	Type Gas
Y90AA 1/4" cc		
▲ Y90AA-3215C	.015	Natural
▲ Y90AA-3218C	.018	Natural
▲ Y90AA-3221C	.021	Natural
▲ Y90AA-3223C	.023	Natural
▲ Y90AA-3225C	.025	Natural
▲ Y90AA-4207C	.007	LP
▲ Y90AA-4208C	.008	LP
▲ Y90AA-4209C	.009	LP
▲ Y90AA-4210C	.010	LP
▲ Y90AA-4211C	.011	LP
▲ Y90AA-4212C	.012	LP
▲ Y90AA-4213C	.013	LP
▲ Y90AA-4214C	.014	LP
▲ Y90AA-4215C	.015	LP
▲ Y90AA-5232C	.032	Natural
▲ Y90AA-6221C	.021	Natural
▲ Y90AA-7218C	.018	Natural
▲ Y90AA-7221C	.021	Natural
▲ Y90AA-7223C	.023	Natural
▲ Y90AA-7225C	.025	Natural

Part Number	Orifice Size (in.)	Type Gas
Y90CB 1/8" FEMALE PIPE		
▲ Y90CB-3418C	.018	Natural
▲ Y90CB-3421C	.021	Natural
▲ Y90CB-3423C	.023	Natural
▲ Y90CB-3425C	.025	Natural
▲ Y90CB-4410C	.010	LP
▲ Y90CB-4411C	.011	LP
▲ Y90CB-4412C	.012	LP
▲ Y90CB-7421C	.021	Natural
Y90HA 1/4" cc EXTENDED		
▲ Y90HA-4707C	.007	LP
▲ Y90HA-4709C	.009	LP
▲ Y90HA-4710C	.010	LP
▲ Y90HA-4711C	.011	LP
▲ Y90HA-4712C	.012	LP
▲ Y90HA-6721C	.021	Natural
▲ Y90HA-7718C	.018	Natural
▲ Y90HA-7721C	.021	Natural
▲ Y90HA-7723C	.023	Natural
▲ Y90HA-7725C	.025	Natural
Y90RA 1/4 CC		
▲ Y90RA-9852C	.008	LP

▲ means bulk pack is available upon request.

Note: Optional full brass or stainless steel inlets if these are in high temperature areas. Contact BASO for more information.



OEM Cross Reference

OEM Cross Reference

OEM NAME	OEM PART NUMBER	BASO PART NUMBER
A O SMITH WATER PRODUCTS	077782-003	H91AG-2C Rev B
	400316-000	Q90TN-1C
	78710	Y75BA-4C
ADVANCED THERMAL HYDRONIC	2204-1336	K16RA-30H
	2204-1337	K16RA-36H
AGRI SALES, INC.	152012309	G92CAA-19C Rev B
	152012729	J641DHA-4712C
ALLIANCE LAUNDRY SYSTEMS	M411413P	BGQCACBBB201-1CDC
	TU13187	G196HAA-1C Rev B
	TU13513	G196HGC-1C Rev B
	M401231	G92CBA-9C Rev B
	M401228	G93AAA-16C Rev B
	M401229	G93ABA-11C Rev B
	TU3819	G93ABA-6C Rev B
	M403151	G96AAQ-4C Rev B
	M402750	G96HAA-2C Rev B
	M401224	G96HGA-7C Rev B
	44181601	G96HGA-13C Rev B
	431485	GM-70-CBP
	TU6557	H91DA-1C Rev B
	TU9948	H91LA-1C Rev B
	J1043066	H91LG-9C Rev B
	M400934	K16BA-18H
	M400329	R54319-32
	44257901	RSDA16A-25AC
	M414404	RSDA16A-25C
	70260101	RSDA95A-25AC
	M400763	Y71AA-5C
	M411334	Y71GF-4
	M401209	Y75AA-2C
	M400918	Y90AA-4212C
	Q8152	Y90AA-7223C
	M402598	Y90HA-4712C
M402701	Y90HA-7723C	
ALLIED AIR ENTERPRISES	R05701B004	J997EKW-7618C
	R08245B002	Y75AA-3C
ALTERNATE ENERGY SYSTEMS	VAL0056-00-3	H19NA-4C

OEM NAME	OEM PART NUMBER	BASO PART NUMBER
ALTO SHAAM INC	IG36336	B03M-2E067C
	VA-27519	G96HAA-2C Rev B
	VA-28189	G96HAA-5C Rev B
	VA-34531	H91DG-2C Rev B
	VA-34530	H96BADE-1C Rev B
	CR-34532	SVC200-1D
	VA-28444	Y71GF-4
	VA-28821	Y71QH-2C
AMERICAN CATER TRUCK	G004A	H43AA-12C
	G029	Y90AA-4212C
	G030	Y90CB-4412C
AMERICAN DRYER CORPORATION	141407	VLV49A-601R
	141409	VLV49A-602R
AMERICAN RANGE CORPORATION	A80000	H15HR-2C
	A80105	H43AA-12C
AMERICAN WATER HEATER CO	3200480	H91DG-11C Rev B
ANETSBERGER BROTHERS INC	P8906-06	K16BA-24H
	P8905-33	Y75AA-2C
APCOM INC.	181916-000	H91SA-2C Rev B
	068891-000	L62GB-3C
B P S PRODUCTS INC	8081-815	H15CA-1C
	N-8081	H19AA-4C
	8079	H91EA-8C Rev B
	8079-220	H91ES-1C Rev B
	8052	J126DDA-1C
	8052-2	J129DDA-1C
	8052-3	J962DDA-1C
	8052-1	J963DDA-1C
	N-8051	K16BA-24H
	8048	Y90AA-3223C
N-8049	Y90AA-4212C	
BAILEY POTTERY EQUIPMENT	404-1	H15FA-1C
BALDOR ELECTRIC COMPANY	SE0071A00	H91JV-1C Rev B
	SE0071A01	H91RV-2C Rev B
BEAR CAT MANUFACTURING	VLV-80703	H19TA-3C
BIG DUTCHMAN INC.	40-00-1025	H17AA-2C
	40-10-3692	K15FA-30H
	86-00-3766	K16CA-30H
	40-10-1337	K16CA-36H

OEM NAME	OEM PART NUMBER	BASO PART NUMBER
BISMAR INC.	722038	H15DA-3C
	722041	H15DH-3C
	722044	H15EQ-3C
	722049	H15FQ-1C
	722050	H15HR-2C
	722064	H17CB-3C
	722073	H19NA-4C
	722076	H19RA-2C
	722079	H19TA-3C
	722085	H43BA-2C
	722103	H91RA-4C Rev B
	722112	H91WG-1C Rev B
	722142	J996MDA-S2H
	722145	J997MDA-S2H
	722151	J998MDA-S2H
	722153	J999MHA-2H
	722155	J999MKA-2H
	722158	K15DA-18H
	722159	K15DA-24H
	722164	K15DA-30H
	722166	K15DA-36H
	722184	K16RA-24H
	722190	K16RA-48H
	722193	K16RA-60H
	722244	Y70AA-1C
	722259	Y90AA-4207C
	722262	Y90AA-4208C
	722265	Y90AA-4209C
	722268	Y90AA-4210C
	722271	Y90AA-4211C
	722274	Y90AA-4212C
	722277	Y90AA-4213C
	722283	Y90AA-7218C
722289	Y90AA-7221C	
722292	Y90AA-7223C	
722307	Y90HA-4710C	
722310	Y90HA-4711C	
722313	Y90HA-4712C	
BLODGETT OVEN COMPANY	17095	G96HAA-5C Rev B
	17096	G96HAC-1C Rev B
	M5348	G96HGA-19C Rev B
	92-0101	G96HGA-4C Rev B
	R9571	GM-70-CLP
	11501	H91DA-7C Rev B
	R6490	H91WG-1C Rev B
	3835	K16RA-60H

OEM NAME	OEM PART NUMBER	BASO PART NUMBER
BLODGETT OVEN COMPANY	36605	Y57SV-32C
	18612	Y71GF-4
	18421	Y71JG-1
	23007	Y71QH-2C
	18256	Y75AA-3C
	R8832	Y90AA-4212C
	R7405	Y90AA-4215C
	18263	Y90EA-7621C
	57840	Y90EA-7644H
	18257	Y90EC-9816C
	R4628	Y90HA-7725C
	BRADFORD-WHITE CORPORATION	2224009000A
BROCK GRAIN CONDITIONING	16-11154	K15FA-24H
	11000663	K15FA-30H
	11000041	K15FA-36H
	2534-00060	K16BA-60H
	2534-00060	K16BA-60H
	2534-00062	K16BA-72H
BRYAN STEAM LLC	2533-1	L61LL-1C
	27772	H17BA-2C
	27836	J999MHA-2H
	27872	K16BA-72H
BULLEX, INC.	27848	Y57HH-48
	100305	J999MYA-2H
	100059	Y90AA-7218C
BURNHAM COMMERCIAL	822662	H91WA-4C Rev B
	822666	H91WG-6C Rev B
	8236050	J991LYW-7225C
	80160138	L62GB-3C
	8236040	Y75AA-3C
CARRIER REPLCMT COMP DIV.	EF33CZ210	G96JGA-2C Rev B
	EF11CT303	H91MG-8C Rev B
	EF11CT243	H91RG-1C Rev B
	LH31CM023	J974EKW-7218C
	LH31CM017	J992LKW-7221C
	HH71CC150	L61LL-1C
	HH71MB066	L62GB-3C
	RM680003	Y57JH-27C
	EF39AB011	Y71GF-3
	EF39AB009	Y71GF-4
	EF39AB010	Y71JG-1
	1380571	Y75AA-2C
LH33CM018	Y75AA-3C	
HH79CZ036	Y80CA-48C	

OEM NAME	OEM PART NUMBER	BASO PART NUMBER
CARRIER REPLCMT COMP DIV.	LH32RN109	Y90AA-4209C
	LH39GB019	Y90AA-7218C
	LH32RN009	Y90HA-4709C
	LH39GB011	Y90HA-4711C
	LH680504	Y90HA-7723C
CATALYTIC INDUSTRIAL GROUP	771-070	63499-1H
	771-068	63499-WT48H
	771-069	63499-WT72H
	834-077	H17BB-1C
	834-922	H17DB-5C
	771-077	K14MA-36H
	771-028	K16RA-36H
	771-030	K16RA-60H
	771-031	K16RA-72H
	771-033	K16RM-120H
	771-034	K16RM-144H
	771-036	K16RM-240H
	771-032	K16RM-96H
	771-038	K16WT-48H
	771-039	K16WT-60H
	771-040	K16WT-72H
	771-066	K19AA-18H
	771-075	K19AT-36H
771-076	K19AT-60H	
CATCO/ CATALYTIC HEATER	30-006	H17BB-1C
	30-007	H17DB-5C
	103-0010	K14MA-36H
CATER DEPOT	G0004A	H43AA-12C
	G003	H43AB-4C
	G004	H43BA-2C
CCI THERMAL TECHNOLOGIES	VALVE-H17CB-5	H17CB-5C
	VALVE-H19	H19ME-1C
CHALLENGE TOOL & MFG.	AT2E-1806-3	G96HGC-9C REV B
CHICAGO DRYER COMPANY	2206-180	H91WG-1C Rev B
	2201-280	L62AA-5C
	2211-115	Y75AA-2C
	2201-120	Y90AA-4212C
	2201-110	Y90AA-7223C
CISSELL MFG COMPANY	TU3819	G93ABA-6C Rev B
	TU6557	H91DA-1C Rev B
	TU9948	H91LA-1C Rev B
COMBUSTION RESEARCH	5225.44	H91LG-9C Rev B
COMMERCIAL HYDRONICS CO.	600591	H91WG-1C Rev B

OEM NAME	OEM PART NUMBER	BASO PART NUMBER
COMMERCIAL KITCHEN REPAIR	CKR 7850	H15AR-3C
COMSTOCK-CASTLE STOVE CO.	17018	H15HR-2C
	17016	H43AB-4C
CONOTECH INTERNATIONAL	400008	J181EKA-7218C
COPPER SCULPTURES	2201150	H17AB-2C
CROWN BOILER COMPANY	3503107	H91AAG-1C Rev B
CYBERNETICS TECH IND.	CTI-B-IM	C631EDA-1C
	CTI-B-GV	G96HGA-25C Rev B
	CTI-L-GV	G96HGA-4C Rev B
	CTI-L-SV	H91DA-7C Rev B
	CTI-M-SV	H91DA-8C Rev B
	CTI-B-PI	J987DDW-3239C
DESIGNER'S LIGHTING	4-35-443	H43AB-4C
DEXTER LAUNDRY, INC.	9732-074-001	Y71GF-4
	9501-002-001	Y75AA-2C
DMI MANUFACTURING INC.	8225-2	H15CQ-6C
	8225-3	H15DQ-2C
	8225-1	H19AA-4C
	8221	H91DA-1C Rev B
	8222-1	H91EA-8C Rev B
	8222	H91LA-1C Rev B
	8235-2	J129DDA-1C
	8236-3S	J963DDA-1C
	8235	J966DDA-1C
	8224	K16BA-24H
DOXON MANUFACTURING	9046	Y90AA-3215C
	8232	Y90AA-3223C
	8233	Y90AA-4212C
	M401228	G93AAA-16C Rev B
	M401229	G93ABA-11C Rev B
	M402750	G96HAA-2C Rev B
	M401224	G96HGA-7C Rev B
	TU6557	H91DA-1C Rev B
DUKE MANUFACTURING CO.	M401209P	Y75AA-2C
	153109	G96HAA-8C Rev B
	213518	H15HR-2C
	153111	H91CA-21C Rev B
	213590	K19AT-24H
	153276	Y71GF-4
153771	Y71QH-2C	

OEM NAME	OEM PART NUMBER	BASO PART NUMBER
DYNAMIC COOKING SYSTEMS	13002-01	H15HR-2C
ECLIPSE COMBUSTION	11747	H15DA-3C
	12187	H15FA-1C
	80252-05	H19NA-4C
	21015	H43BA-2C
	80252-2	J999MKA-2H
ECLIPSE INC.	12187	H15FA-1C
	11762	K16BA-72H
	11647	L61LL-1C
	11676	Y90AA-3223C
ECR INTERNATIONAL INC.	JC-001.03	J994FLW-7218C
	PB-002.01	Y90AA-4212C
ELSTON MANUFACTURING INC.	HLC-240	DD1AC-1H
	H10-725	K14MA-36H
	H10-696	Y90AA-4211C
	H10-697	Y90HA-4711C
EMPIRE COMFORT SYSTEMS	R8825	H91CG-8C Rev B
	742166	Y90AA-7221C
ENERCO GROUP INC.	09352	K15FA-18H
	09357	K16RA-24H
	9374	Y75AA-2C
	05359	Y90AA-4215C
	05363	Y90HA-4712C
	05374	Y90HA-6721C
FACTORY DIRECT WORLDWIDE	FDW-11312-2	Y75AA-3C
FIVES NORTH AMERICAN COMB	C4000-H19NA-4	H19NA-4C
GARLAND COMMERCIAL RANGES	4533053	C161FJD-1C
	1935701	G196HGH-7C Rev B
	1935702	G196HGK-2C Rev B
	4030124	G96HGA-4C Rev B
	4030126	G96HGC-9C Rev B
	1754901	G96HGH-5C Rev B
	1415703	H15HR-2C
	G01969-1H	H15HR-6C
	4060179	H91DA-7C REVB
	2345700	H91DG-12C Rev B
	1269701	Y75AA-7C
	4532197	Y90AA-4212C
	223183	Y90EC-9816C
GARLOCK EQUIPMENT CO.	130018	H19TA-3C

OEM NAME	OEM PART NUMBER	BASO PART NUMBER
GAS FIRED PRODUCTS INC.	3027300	H19AL-2C
	03166000	H19LA-1C
	3036200	H19TA-3C
	03695000	H43BA-5C
	03437000	J129DDA-1C
	030335000	J181EKA-1C
	30642020	K15FA-24H
	30642010	K15FA-36H
	0340103	K16BA-18H
	03345010	Y90AA-3223C
03345020	Y90AA-4212C	
GILES ENTERPRISES INC.	45109	Y71GF-4
GILLETTE GENERATORS INC.	070890	H91RV-2C Rev B
	071603	SVC200-1H
GOLD MEDAL PRODUCTS COMPANY	74027-RB	H43AA-12C
	57033	J999MYA-2H
	57030	K15FA-24H
	89762	K16JA-24H
	74029	Y90AA-4211C
	74050	Y90HA-4710C
GREEN AIR PRODUCTS INC.	74033	Y90HA-7718C
	ZGAN-005	J118DDA-1C
	GRINDMASTER CORPORATION	L016A
F136A		J181EKA-1C
F137A		J995LTA-1C
F144A		J996LYA-1C
F002A		K16BA-18H
X049A		Y90AA-4211C
X048A		Y90AA-7223C
K192A		Y90CB-3423C
K549A	Y90CB-4410C	
GSI GROUP LLC	3004-1302	G92CAB-14C Rev B
	3004-2800	H19AA-4C
	3004-2801	H91CG-8C Rev B
	6450-0997	J999MKA-2H
	3003-5013	K19AT-24H
	0409-5001	Y90HA-4709C
	3003-6004	Y90HA-9714C
	GT MFG INC.	D25166
D25165		L61LL-1C
HASTINGS HVAC INC.	73-21-1505-15	L61LL-1C
	73-07-1519-16	Y75AA-2C
HAUL-ALL EQUIPMENT	612-2444	K15DA-18H
	612-2437	L61LL-1C

OEM NAME	OEM PART NUMBER	BASO PART NUMBER
HENNY PENNY	170588	BGA158CDH-1CAAC
	FP05-024	FTG79-1D
	78118	G960BADEGA-2D
	93157-001	GM-70-CLP
	93157-002	GM-70-CNG
	38446	H91DA-1C Rev B
	38468	H91DG-4C Rev B
	16219	K16BA-18H
	86938-001	Q90TH-1C
	81786	Y75AA-22H
	76978	Y75AA-3C
	88254	Y75AA-8C
	153264-002	Y90AA-2213H
	153264-001	Y90AA-2223H
	16355	Y99AX-1H
ICE MANUFACTURING LTD	710894	Y90AA-3218C
	710893.1	J999HXW-1C
	560896A	Y75AA-5C
	710894	Y90AA-3218C
IMPERIAL MANUFACTURING	0513-1	H91CA-21C Rev B
	38406	H91DB-2C Rev B
	36240	H91DG-2C Rev B
INFRARED DYNAMICS	90054	H91CG-12C Rev B
	92010	Y99AR-2H
INGERSOLL RAND	X13120423010	H91BA-11C Rev B
	X15220033010	H91RG-1C Rev B
	X13120510010	H91WG-1C Rev B
	X13130409010	J996DDJ-3523C
	X13130410010	J997DDJ-3223C
	X13116600000	L62AA-5C
	X13110169000	Y57BD-31C
	X19070252-03	Y57BD-52C
	X19070252040	Y57BD-61C
	X19070252040	Y57BD-61C
	X13130168020	Y75AA-7C
	X13130168020	Y75AA-7C
	X13110137000	Y90AA-3221C
	X15101500000	Y90AA-4211C
	X13110174000	Y99AF-3C
	X13130405010	Y99AF-4C
	X01010531010	Y99AR-1H
ITW COOKING CHARLOTTE	00-498681	H15AR-3C
	497765-2	H15AR-4C
	718327	J181EKA-7218C
	715005	K16BA-30H

OEM NAME	OEM PART NUMBER	BASO PART NUMBER
ITW FOOD EQUIPMENT - BALT	00-497122-00001	H15AB-3C
	720719	H15AR-3C
	00-718327	J181EKA-7218C
	720426	Y90AA-7218C
ITW FOOD EQUIPMENT GROUP	120413-2	G92CSA-5C Rev B
	01-065015	G93AAB-2C Rev B
	120412-2	G93ASL-4C Rev B
	328426-1	G96HGH-3C Rev B
	328426-1	G96HGH-3C Rev B
	855772	H15AB-3C
	00-497122-00001	H15AB-3C
	498025	H15AB-6C
	922008	H15AB-7C
	497765-1	H15AR-3C
	497765-2	H15AR-4C
	802743	H15DA-3C
	498158	H15QR-4C
	00-804267	H19AL-2C
	856004-1	H91ADG-1C Rev B
	00-425712-00001	H91DA-1C Rev B
	877700-11	H91EA-5C Rev B
	718327	J181EKA-7218C
	00-415074-00001	J992MDA-S2H
	01-205650	J993EHW-7218C
	230313	J997FTA-1C
	00-880828	K15DA-30H
	00-920325	K15FA-18H
	00-715005	K16BA-30H
	01-065019	K16BA-36H
	906955-00060	K16BA-60H
	01-080873	K16BA-72H
	01-206842	L62GB-3C
	00-328738	Y71GF-3
	328738	Y71GF-3
01-065033	Y71GF-4	
715007	Y90AA-4209C	
920331-12	Y90AA-4211C	
920331-00011	Y90AA-7218C	
720426	Y90AA-7218C	

OEM NAME	OEM PART NUMBER	BASO PART NUMBER
JADE RANGE LLC	4625100000	BG1600M00EP-1ADC
	3000012818	H15CQ-3C
	3000010243	H15HR-6C
	4620400000	J115DGA-1C
	4612600100	K16BA-18H
	4611300100	K16BA-24H
	4626000000	Y75AA-7C
	460202000	Y90AA-3221C
JOHNSON GAS APPLIANCE CO.	05-02-00030	H15DA-3C
	05-02-00031	H15FA-1C
	05-07-00006	K15DA-24H
	05-07-00008	K15DA-48H
	05-07-00084	K16RA-36H
	10-10-00048	L61LL-1C
	10-10-00047	L62GB-3C
	05-04-00006	Y90AA-3223C
	05-04-00007	Y90AA-4213C
KEY GAS COMPONENTS	1603-02	G96HAA-5C Rev B
KOHLER	GM85084	BGA171EDA-2DABC
L B WHITE CO.	120-05607	G92CAA-19C Rev B
	120-07336	G92CBA-10C Rev B
	130-01108	H19TA-3C
	120-27709	H91CA-24C Rev B
	130-02729	J641DHA-6721C
	120-01090	K15DA-18H
	120-01036	K15DA-24H
	120-01020	K15DA-30H
	120-22266	K15FA-12H
	120-03555	K15FA-18H
	120-03497	K15FA-22H
	120-03066	K16BA-36H
	105-22848	Y70AA-1C
	130-20540	Y90AA-4212C
	130-06595	Y90AA-4213C
	130-02689	Y90HA-4712C
	130-02740	Y90HA-6721C
130-07829	Y90HA-9714C	
LAARS HEATING SYSTEMS	W0019300	H91WG-1C Rev B
	W0034500	J995DTW-9824C
	W0030000	L62GB-1C
LAGUNA CLAY	FS135	H15DA-3C

OEM NAME	OEM PART NUMBER	BASO PART NUMBER
LATTNER BOILER COMPANY	116520	H17CB-3C
	085300	J992MDA-S2H
	107350	K16RA-48H
	085902	L62AA-5C
	085900	L62GB-3C
	085410	Y90AA-3225C
	085450	Y90AA-4214C
	085400	Y90BB-3325C
LENNOX INDUSTRIES INC.	Y4749	BGN891-1C
	88C1901	H91AA-6C Rev B
	73C0901	H91CA-12C Rev B
	P-3-1267	H91DG-2C Rev B
	49K8501	J970EKW-9710C
	69J3701	J970EKW-9718C
	31J3501	J976LKW-9720C
	99C1101	J987LKW-7721C
	26F1601	J989EKW-7721C
	R05701B004	J997EKW-7618C
	85A6601	VLV49A-600R
	52C3901	Y71GF-3
	08245B002	Y75AA-3C
	39F9501	Y75AH-1C
	33F3701	Y75AH-2C
	12F1901	Y75BA-1C
	12F1901	Y75BA-1C
	12F2201	Y90HA-4710C
	78A25	Y90HA-4711C
78A2501	Y90HA-4711C	
LENNOX MANUFACTURING INC.	08245B002	Y75AA-3C
LITTLE GIANT MFG.	30TC	K15DA-30H
	POLP	Y90AA-4213C
LOW TEMP INDUSTRIES, INC.	284200	H15AR-3C
LUFFLAND INDUSTRIES INC.	3735351	K16BA-30H
	3435000	L62AA-5C
	2335011	Y90AA-3223C
MARATHON EQUIPMENT INC.	08-1024	H19NA-4C
MARKET FORGE INDUSTRIES	92-0101	G96HGA-4C Rev B
	SS30112	G96HGA-4C Rev B
	92-0262	J990FTW-1C
	92-0261	Y90AA-4212C
MARSHALL AIR SYSTEMS INC.	502575	H91DB-2C Rev B
	502451	J966DDA-1C
	500487	Y90AA-4211C

OEM NAME	OEM PART NUMBER	BASO PART NUMBER
MEEDER EQUIPMENT/ RANSOME	JC-H15DA1D	H15DA-3C
	JC-H19LA1C	H19LA-1C
	JC-Y90AA	Y90AA-4212C
MESTEK CANADA INC.	3311-0017	H91WG-1C Rev B
	3311-0017	H91WG-1C Rev B
	33850668	J995DTW-9824C
	11J38-00480	Y75AA-9C
MESTEK INC.	11J28-01372-003GV-1	H91MG-8C Rev B
	11J09-00844	Y57HH-36C
	11J38-00480	Y75AA-9C
	11J36-00786-001	Y90HA-4711D
MIDCO INTERNATIONAL INC.	840229	H91LG-12C Rev B
	843326	Y75AA-4C
	843303	Y90AA-3218C
	843305	Y90AA-3225C
	843308	Y90AA-4212C
	843310	Y90AA-5232C
MIDDLEBY COOKING SYSTEMS	1952702	G292AA-2C
	59142	G960BAADEA-1C
	M8999	G96MG04HBL-8NC
	50258	GM-70-CLP
	1700760	H15CQ-3C
	1952683	H15DB-1C
	11501	H91DA-7C Rev B
	28091-0017	H91DA-8C Rev B
	M2245	H91DB-2C Rev B
	1952703	K15DA-30H
	59415	Y71GF-4
	23007	Y71QH-2C
	M2690	Y90AA-7225C
	M2841	Y99AX-1H
MODINE MANUFACTURING CO.	SHO64	H91LG-8C Rev B

OEM NAME	OEM PART NUMBER	BASO PART NUMBER
NIECO CORPORATION	2058	H15CA-1C
	2122	H15CQ-6C
	12143	H15DA-4C
	2123	H15DQ-2C
	2026	H19AA-4C
	2004	H91AA-5C Rev B
	2003	H91EA-5C Rev B
	2003-B	H91EA-8C Rev B
	19054	H91EG-7C Rev B
	2021	H91ES-1C Rev B
	2111	H91MA-4C Rev B
	2011-A	J126DDA-1C
	2179	J129DDA-1C
	2181	J962DDA-1C
	2181	J962DDA-1C
	2178	J963DDA-1C
	2011	J966DDA-1C
	2180	J994MDA-S2H
	2024	K16BA-24H
	2101	K16BA-48H
	2012	K16BA-60H
	13814	Y75AA-5C
	16857	Y75AH-3C
	2183	Y90AA-3215C
	2018	Y90AA-3223C
	2182	Y90AA-3225C
	17645	Y90AA-4210C
2023	Y90AA-4212C	
2047	Y90AA-5232C	
18096	Y99AX-1H	
NORCOLD INC.	61436322	K16SA-36H
	618445	K19SA-18H
	617983	K19SA-48H
	619154	K19SA-60H
	620424	K19SA-78H

OEM NAME	OEM PART NUMBER	BASO PART NUMBER
NORTECK GLOBAL HVAC	025787	H91WG-1C Rev B
	061145	J992HXW-7221C
	125671	Q90FF-4C
	88242	H91LG-8C Rev B
	112922	H91MG-8C Rev B
	025787	H91WG-1C Rev B
	160-25787	H91WG-1C Rev B
	017890	J963HXA-6218C
	093971	J983HKW-7715C
	061145	J992HXW-7221C
	094624	J992HXW-7223C
	126104	Y75AA-2C
	098697	Y75AA-3C
	043594	Y75BA-3C
	126101	Y75GB-1C
	40965	Y90AA-4207C
	037801	Y90AA-4209C
	042089	Y90AA-4211C
	63088	Y90AA-7221C
063397	Y90AA-7223C	
PB HEAT LLC	50752	H17CA-1C
	50753	H91BA-3C Rev B
	50754	H91DG-2C Rev B
	50755	L62GB-1C
PITCO MAGIKITCH'N	60139001	G292AA-1C
	P6071776	G96HGA-1C Rev B
	2804-0871200	H15DA-3C
	P5046626	Y75AA-2C
	P6071332	Y90AA-4213C
	P6071331	Y90AA-7223C
QUEST METAL PRODUCTS LTD	23-H15HR2D	H15HR-2C
	23-BASJ970	J970EKA-1C
	23-BASY9PR	Y90AA-4210C
	23-POBNQSB	Y90CB-3423C
	23-POBPQSB	Y90CB-4412C
	23-BASY90P	Y90HA-4712C
	23-BASY9NA	Y90HA-7721C
RANKIN-DELUX	51908	H91BA-3C Rev B
RAYPAK CANADA LIMITED	600562	H91WG-1C Rev B
RAYPAK INC.	601666	H91RG-2C Rev B
	600562	H91WG-1C Rev B
	600017F	L62GB-3C
RAY-TECH INFRARED CORP.	74033	H91JV-1C Rev B
	74036	H91MA-4C Rev B

OEM NAME	OEM PART NUMBER	BASO PART NUMBER
RECON CONTROLS LTD.	S09845A	H15FQ-1C
	BSH17CB-3	H17CB-3C
	BSH91WG-1	H91WG-1C Rev B
REDING INSTRUMENTS SERV.	834-077	H17BB-1C
	834-078	H17CB-5C
RHEEM SALES INC.	62-20719-01	Y75AA-2C
ROXELL USA	13008095	G92CAB-14C Rev B
	11000232	H91BG-6C Rev B
	11001539	H91MA-4C Rev B
	18001536	H91WG-1C Rev B
	16-11154	K15FA-24H
	11000663	K15FA-30H
	11000041	K15FA-36H
	11004916	Y70AA-1C
	11004916	Y70AA-2C
18002850	Y90AA-4209C	
RS RESTAURANT EQUIPMENT	BGP-H15DA-1D	H15DA-3C
SANITECH CORPORATION	1G-01	BG1600M00EM-1ADC
	IG-08	Y75AA-3C
	IG-07	Y90HA-4709C
SAVAGE BROTHERS CO.	9500-20-003	H15DH-3C
	9500-20-002	H43BA-2C
	9500-40-001	K15DA-24H
	9500-40-002	K15DA-30H
	9500-00-003	Y90AA-3218C
9500-00-001	Y90AA-3223C	
SELAS HEAT TECHNOLOGY CO.	1922D3	H15DA-3C
	04693D2	H19RA-2C
SOUTHBEND	1182567	G292AA-1C
	1185533	G96AAQ-4C Rev B
	1180866	H15CQ-3C
	1173493	H15HR-6C
	1174340	H43BA-2C
	1173484	H91CA-24C Rev B
	B42-00008	H91RA-4C Rev B
	1173574	J970EKA-1C
	1173576	K15DA-12H
	1182399	K15DA-18H
	1182580	K15DA-24H
1182580	K15DA-30H	
1173580	Y90HA-7718C	
SPARTAN MANUFACTURING COR.	ELE067	Y90HA-4709C

OEM NAME	OEM PART NUMBER	BASO PART NUMBER
STANDEX APW WYOTT	2067400	H15AB-3C
	2092702	H15DB-1C
	2092800	J996LYA-1C
	2066161	J997FTA-1C
	2093200	K16BA-18H
	2092904	Y90AA-4211C
	2092903	Y90AA-7218C
STANDEX BAKERS PRIDE	R3225A	G96HGA-4C Rev B
	M1011A	K16RA-60H
	R3226A	Y71GF-4
	R3252A	Y71QH-2C
	M1167A	Y75AA-5C
STANDEX COOKING SOLUTIONS	2092702	H15DB-1C
	2092800	J996LYA-1C
	2093200	K16BA-18H
	M1167A	Y75AA-5C
	2092904	Y90AA-4211C
	2092903	Y90AA-7218C
STAR MANUFACTURING INTL.	2V-80505-10	G196NGH-1C Rev B
	2V-Z6825	G96MG04HBL-8NC
	2V-80505-18-1	GM-70-CLP
	2J-Z4607	H17AB-2C
	2J-Z4607	H17CA-2C
	2J-Y9529	H19AL-2C
	2J-8958	H43AB-4C
	2J-8579	H43BB-2C
	2V-80502-01	H91ADA-1C Rev B
	2J-Z4610	H91CA-21C Rev B
	2V-80502-01	H91DA-1C Rev B
	2V-80502-04	H91DA-7C Rev B
	2V-Z5104	H91DG-2C Rev B
	2V-80502-03	H91DG-2C Rev B
	2J-Z4608	J118DDA-3223C
	2J-80201-14	J989FTW-1C
	2J-Z4609	K16BA-24H
	2V-80505-11	Y71GF-3
	2V-Z5659	Y71GF-4
	2V-80505-16	Y71QH-3C
	2E-41100-07	Y75AA-3C
	2E-41100-07	Y75AA-3C
	2A-6724	Y90AA-4207C
	2A-80401-05	Y90AA-4210C
	2A-80401-04	Y90AA-7221C

OEM NAME	OEM PART NUMBER	BASO PART NUMBER
STERO COMPANY	P542005	J997FTA-1C
	P542004	K16BA-48H
	P542007	Y90AA-3221C
	P542006	Y90AA-4211C
TEKCAST INDUSTRIES INC.	P03-005	J996MDA-S2H
	323-4343	H17DB-5C
	3234341	K15DA-24H
THE MONTAGUE COMPANY	48392-3	BG1600M00FP-1ADC
	01028-6	G92CAC-5C Rev B
	27043-1	H15CA-1C
	1025-1	H15HQ-5C
	34604-7	H15HR-2C
	34604-7	H15HR-6C
	29024-6	H91CA-21C Rev B
	02152-0	J184EKA-9813C
	23220-3	J992DXA-4211C
	34176-2	J992DXA-7218C
	23218-1	J992DXA-7221C
	1013-8	K15DA-30H
	01016-2	K15DA-36H
	27038-5	K16FA-36H
	1036-7	K16RA-48H
	27876-9	K16RA-60H
	1421-4	Y57HH-36C
	25394-4	Y57HH-48
	25385-5	Y71GF-3
	01070-7	Y75AA-2C
25390-1	Y90AA-4209C	
25389-8	Y90AA-7218C	
30437-9	Y90HA-4710C	
30436-0	Y90HA-6721C	
THERMON HEATING SYSTEMS	3090-00176	H19TA-3C
	3090-59567	H19TB-1C
	3400-00177	K16RA-24H
TOWN FOOD SERVICE EQUIPMENT	252241	J998MDA-2H
	252241	J999MDA-9825H
	252239	J999MHA-2H
	252240	J999MYA-2H
	252238	K16RA-36H

OEM NAME	OEM PART NUMBER	BASO PART NUMBER
UNIFIED BRANDS, INC.	079803	C661BEA-1C
	97610	G92DAB-1C Rev B
	088260	G93AGB-1C Rev B
	160776	G960BBCBGA-1C
	098443	G96HGA-17C Rev B
	79801	G96HGA-1C Rev B
	123815	G96HGA-7C Rev B
	HD GAS175	H17DB-5C
	85160	H91CA-21C Rev B
	99906	H91CG-8C Rev B
	106627	H91EG-7C Rev B
	108963	H91RG-1C Rev B
	HD GAS641	J641DHA-4712C
	127578	J977EHW-1C
	97024	J982EHW-1C
	3750	J993EHW-7218C
	HD GAS524	K15DA-24H
	063048	K15DA-30H
	63048	K15DA-36H
	79802	Y71GF-4
	152736	Y71QH-2C
	3328	Y75AA-2C
	152759	Y90AA-3221C
	069886	Y90AA-3223C
	152006	Y90AA-3225C
	4818	Y90AA-4209C
	139312	Y90HA-4710C
	HD GAS721	Y90HA-6721C
	139756	Y90HA-7721C
	117051	Y99AX-2H
VISION PARTS & ACCESS.	Z07-H15CA1D	H15CA-1C
	Z07-H15HR2D	H15HR-2C
WAYNE COMBUSTION SYSTEMS	64206-001	H91RS-2C Rev B
	64370-001	RSDA16A-25C
	61800	Y57HH-36C
	62325	Y75AA-4C
	60192-018	Y90AA-3218C
	60192	Y90AA-3223C
	60192-025	Y90AA-3225C
	60193	Y90AA-4211C
	62490-001	Y90AA-7221C
WEIL-MCLAIN CO INC.	511044039	H91ABG-5C Rev B
	571330104	J992LYW-7125C
	511330229	L62GB-3C
	571724264	Y75AA-3C

OEM NAME	OEM PART NUMBER	BASO PART NUMBER
WELBILT INC (CLEVELAND RANGE LTD)	SK2345700	H91DG-12C Rev B
WELBILT INC FSC OPERATION	4030124	G96HGA-4C Rev B
	4030126	G96HGC-9C Rev B
	1754901	G96HGH-5C Rev B
	4060179	H91DA-7C Rev B
	100100192	H91DA-8C Rev B
	SK2345700	H91DG-12C Rev B
	4071255	H91RS-2C Rev B
	390111	H91RS-4C Rev B
	369383	Y71GF-4
	2517012	Y71QH-1C
	369100	Y90AA-7221C
	2605056	Y90AA-7223C
	WELBILT INC.	4030124
4030126		G96HGC-9C Rev B
1754901		G96HGH-5C Rev B
1754902		G96HGK-1C Rev B
4060179		H91DA-7C Rev B
113411		Y71GF-3
2517013		Y71GF-4
2517012		Y71QH-1C
113410		Y71QH-3C
2605020		Y90AA-7221C
2605056		Y90AA-7223C
WHITE CASTLE PURCHASING	C195	G93AAB-2C Rev B
	C175AAA	J181EKA-1C
	C173	Y90AA-7218C
	C176	Y90AA-7223C
WILLIAMS FURNACE COMPANY	P233100	K16BA-24H
	P322391	K16KA-24H
WIN DEPOT INC.	W1S904	H15DA-3C

For Over a Century

BASO and Quality

Have Remained Synonymous

Since its inception in 1914, BASO has been recognized as an innovative leader in developing and manufacturing a wide range of quality gas control products and accessories.

Originally called Milwaukee Gas Specialty Company, the facility produced gas range accessories and later added products for water heaters and furnaces.

When the company was granted an exclusive license to manufacture and market the Baltimore Automatic Shut-Off (BASO) switch in 1934, Milwaukee Gas Specialty Company and BASO quickly became synonymous. The company's name was officially changed to BASO, Inc. in 1957.

In 1961, BASO merged with Penn Controls, and in 1968 the combined entity was purchased by Johnson Controls, Inc.

BASO Gas Products LLC, was formed on August 30, 2004, when Johnson Controls sold its BASO gas valve and pilot burner business in Watertown, Wisconsin, to George Sopko. For the previous 12 years, George had been the Johnson Controls Watertown Plant Manager. The vision to "go it alone" and purchase this business arose from the strong belief that success lies with a dedicated team of people focused on the customer and product quality, while operating in an environment using world class manufacturing methods and practices.

Today, locally owned BASO continues with the same employees, which means customers can continue to obtain the same BASO products, manufactured and supported by the same people, with the same dedication to quality.

While many things have changed in the last 100+ years, our commitment to producing superior products, providing exceptional customer service and operating with integrity remains unchanged.

BASO Gas Products LLC....firing you up since 1914.

Performance specifications are nominal and conform to acceptable industry standards. All agency certification of BASO products is performed under dry and controlled indoor environmental conditions. Use of BASO products beyond these conditions is not recommended and may void the warranty. If the product is exposed to water (dripping, spraying, rain, etc.) or other harsh environments, it must be protected. The original equipment manufacturer or end user is responsible for the correct application of BASO products. Consult BASO Gas Products for questionable applications. BASO Gas Products LLC shall not be liable for damages or product malfunctions resulting from misapplication or misuse of its products.



BASO Gas Products
450 East Horseshoe Road
Watertown WI 53094

