

# Compression Connections

Copper Compression — Terminal — Code — One Hole  
Long Barrel — No Inspection Window

## TYPES YA, YA-TC

### HYLUG™

Uninsulated Copper Compression Terminal  
UL Listed 90° C, Up to 35 kV ♦


45° and 90° angles available. Please contact Customer Service to order:  
1-800-346-4175

### Features & Benefits

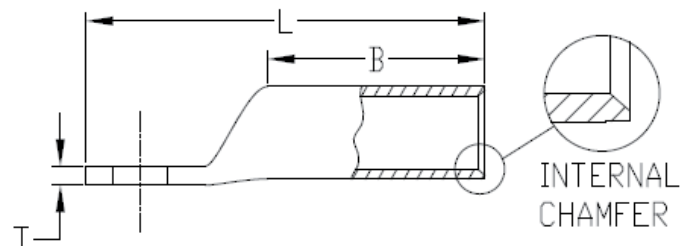
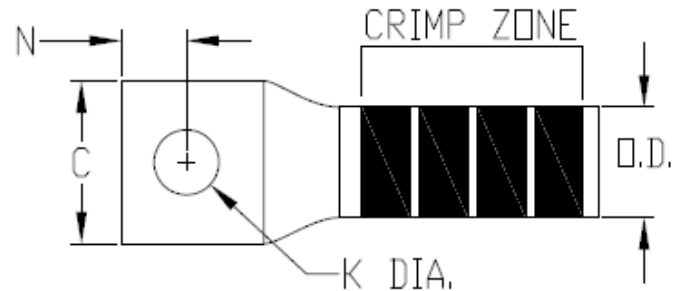
- No inspection window is ideal for more corrosive environments as the barrel transition is not open
- Barrel is designed with an internal chamfer at the wire entry to ensure smooth insertion of the wire, preventing possible damaging of the strands
- Long barrel allows for an increased number of crimps which will increase the mechanical strength of the connection
- 45° and 90° angular lugs are available; please contact Customer Service
- Electro-tin plated unless otherwise specified to reduce galvanic corrosion (bimetallic) and resist corrosive elements
- Connectors are clearly marked with stamping and barrel color coding
- BURNDY certifies its products using the BURNDY Engineered System and select other crimp tool manufacturers in accordance with one or more of the UL categories in order to obtain a UL Listing
- Terminals and splices accommodating code wire: Accommodates Code Class B (Concentric, Compressed, Compact) and Class C wire

### Accessories

- Hardware - Section F
- PENETROX™ Oxide Inhibitor - Section F
- Heat and Cold Shrink Tubing - Section D
- WIREMIKE™ Wire Micrometer - Section F
- Wire Management (Cable Ties) - Section G



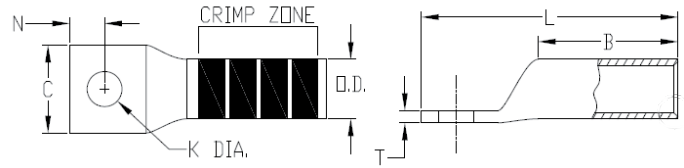
NOTE: Field bending straight lugs to achieve an angular connection will void UL Listing / CSA Certifications and BURNDY will not be liable for the connection.



# Compression Connections

Copper Compression — Terminal — Code — One Hole  
Long Barrel — No Inspection Window

## TYPES YA, YA-TC (Continued)



▲ See Copper Code Long Barrel Terminal Tooling Tables in this section for complete tool and die listing information.

Catalog Number	Conductor			Color Code	Die Index	Stud Size	Figure Dimensions								Wire Strip Length
	Code	Flex	Metric MM <sup>2</sup> ***				Stud Hole Diameter (K)	Outside Diameter (OD)	Barrel Length (B)	Pad Width (C)	Overall Length (L)	Hole Spacing (E) & (F)	Hole Offset (N)	Pad Thickness (T)	
YA25TC10	1/0 AWG	—	—	Pink	12	#10	0.21	0.51	1.38	0.75	2.30	—	0.25	0.12	1-7/16
YA25						5/16	0.33	0.51	1.38	0.75	2.48	—	0.34	0.13	
YA25TC38						3/8	0.40	0.51	1.38	0.75	2.61	—	0.41	0.12	
YA25N						1/2	0.56	0.51	1.38	0.83	3.05	—	0.63	0.11	
YA26TC14	2/0 AWG	—	70	Black	13	1/4	0.27	0.56	1.50	0.83	2.58	—	0.31	0.12	1-9/16
YA26TC516						5/16	0.33	0.56	1.50	0.83	2.65	—	0.34	0.12	
YA26						3/8	0.40	0.56	1.50	0.83	2.77	—	0.41	0.12	
YA26N						1/2	0.56	0.56	1.50	0.83	3.21	—	0.63	0.12	
YA27	3/0 AWG	—	—	Orange	14	1/2	0.53	0.62	1.50	0.91	3.06	—	0.53	0.13	1-9/16
YA28TC38	4/0 AWG	—	—	Purple	15	3/8	0.40	0.69	1.62	1.02	2.98	—	0.41	0.14	1-11/16
YA28						1/2	0.53	0.69	1.62	1.02	3.23	—	0.53	0.14	
YA28N						1/2	0.56	0.69	1.62	1.02	3.41	—	0.63	0.14	
YA29	250 kcmil	—	—	Yellow	16	1/2	0.53	0.75	1.62	1.11	3.26	—	0.53	0.16	1-11/16
YA30	300 kcmil	—	150	White	17 or 298	1/2	0.53	0.81	2.00	1.20	3.69	—	0.53	0.16	2-1/16
YA30N						1/2	0.58	0.81	2.00	1.20	3.88	—	0.63	0.16	
YA31	350 kcmil	—	185	Red	18 or 324	1/2	0.53	0.88	2.00	1.29	3.73	—	0.53	0.18	2-1/16
YA32N	400 kcmil	—	—	Blue	19 or 470	1/2	0.56	0.95	2.12	1.40	4.09	—	0.63	0.19	2-3/16
YA32						5/8	0.69	0.95	2.12	1.40	4.15	—	0.66	0.19	
YA33N	450 kcmil	—	—	Gray	326 or 538	1/2	0.56	1.01	2.13	1.48	4.17	—	0.63	0.21	2-5/16
YA33						5/8	0.69	1.01	2.13	1.48	4.24	—	0.66	0.21	
YA34N	500 kcmil	—	240	Brown	20 or 299	1/2	0.56	1.06	2.25	1.55	4.32	—	0.63	0.23	2-5/16
YA34						5/8	0.69	1.06	2.25	1.55	4.39	—	0.66	0.23	
YA36N	600 kcmil	—	300	Green	22 or 472	1/2	0.56	1.19	2.69	1.74	4.83	—	0.63	0.27	2-3/4
YA36						5/8	0.69	1.19	2.69	1.74	4.90	—	0.66	0.27	
YA37N	650 kcmil	—	—	Orange	23	1/2	0.56	1.23	2.81	1.80	4.98	—	0.63	0.27	2-7/8
YA37						5/8	0.69	1.23	2.81	1.80	5.05	—	0.66	0.27	
YA38N	700 kcmil	—	—	Pink	400	1/2	0.56	1.25	2.81	1.84	5.01	—	0.63	0.27	2-7/8
YA38						5/8	0.69	1.25	2.81	1.84	5.07	—	0.66	0.27	

\* Available undrilled. Add suffix "U" to the catalog number (example: YA25U)

\*\*\* The MM<sup>2</sup> conductor sizes listed are the recommendations for Class 2 conductor

◆ For applications greater than 2000 volts consult cable manufacturer for voltage stress relief instructions

Notes: All dimensions shown are for reference only.

Field bending straight lugs to achieve an angular connection will void UL Listing / CSA Certifications and BURNDY will not be liable for the connection.