

TYPES KA-U, KKA-U

UNIVERSAL TERMINAL

Aluminum and Copper Conductors



AL9CU




Fig. 1




Fig. 2




Fig. 3



Fig. 4

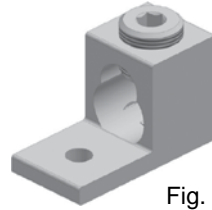
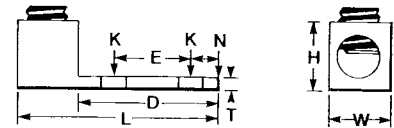


Fig. 5



Catalog Number*	Fig. No.	Wire Range Aluminum or Copper	Stud Hole Size	D	L	N	** W	E	T	** H	Recommended Tightening ▲ Torque (in-lb)
KA6U	1	14 AWG-6 AWG	1/4	0.63	1.06	0.25	0.50	—	0.09	0.51	45
KA2U	1	14-2	1/4	0.63	1.16	0.31	0.50	—	0.10	0.56	50
KA25U	1	14 AWG-1/0	1/4	0.81	1.50	0.44	0.63	—	0.19	0.92	50
KA26U	2	14 AWG-2/0	1/4	0.81	1.47	0.45	0.63	—	0.19	0.80	120
KA29U	2	6-250	5/16	0.94	2.00	0.47	1.00	—	0.25	1.14	275
KA30U	2	6 AWG-300 kcmil	5/16	0.94	2.00	0.45	1.00	—	0.25	1.14	275
KA31U	2	6 AWG-350 kcmil	3/8	1.03	2.25	0.52	1.13	—	0.25	1.27	275
KA34U	2	4 AWG-500 kcmil	3/8	1.50	2.81	0.88	1.51	—	0.31	1.58	500
KA36U	2	2 AWG-600 kcmil	3/8	1.72	3.19	0.78	1.50	—	0.44	1.58	500
KA40U	2	300 kcmil-800 kcmil	1/2	1.85	3.50	0.81	1.75	—	0.50	1.95	550
KA44U	2	500 kcmil-1000 kcmil	1/2	1.69	3.50	0.88	1.75	—	0.50	1.95	550
KKA31U2N	3	6 AWG-350 kcmil	1/2	3.16	5.50	0.63	1.25	1.75	0.38	1.52	275
KA36U2N	4	2 AWG-600 kcmil	1/2	3.22	4.69	0.63	1.50	1.75	0.44	1.57	500
KA40U2N	4	300 kcmil-800 kcmil	1/2	3.03	4.75	0.63	1.75	1.75	0.50	1.95	500
KA44U2N	4	500 kcmil-1000 kcmil	1/2	3.03	4.75	0.63	1.75	1.75	0.50	1.95	550
KA30226U	5†	6 Str. - 300 kcmil or (2) 4 Str. - 2/0 Str.	5/16	1.31	2.31	2.00	0.86	0.69	0.25	1.50	275
KA36229U	5	4 Str. - 600 kcmil or (2) 250 kcmil - 1/0 Str.	3/8	1.50	2.81	1.00	1.38	—	0.31	1.81	550
KA39230U	5	#2 Str. - 750 kcmil or (2) 1/0 Str. - 300 kcmil	3/8	1.50	2.81	1.00	1.38	—	0.31	1.81	550

* "N" indicates NEMA standard stud holes.

▲ Listed torque values are for maximum conductor sizes accommodated.

Consult UL486 Tables 7-4, 7-5, 7-6 for smaller conductor sizes.

† Figure 5 keyhole style with 2 hole pad.

** Maximum dimension.