



JOB NAME:	CONTRACTOR:
JOB LOCATION:	APPROVAL:
ENGINEER:	CONTRACTOR P.O.:
APPROVAL:	REPRESENTATIVE:

## DAN501S

**N501S RUBBER-LINED DIRECT MOUNT, LUG STYLE BUTTERFLY VALVE WITH EPDM SEATS AND SS DISC W DOUBLE ACTING PNEUMATIC ACTUATOR**

**SIZES 1-1/2" TO 12"**

**DA531S - VITON | DA541S - BUNA**

## SRN501S

**N501S RUBBER-LINED DIRECT MOUNT, LUG STYLE BUTTERFLY VALVE WITH EPDM SEATS AND SS DISC W SPRING RETURN PNEUMATIC ACTUATOR**

**SIZES 1-1/2" TO 12"**

**SR531S - VITON | SR541S - BUNA**

## SPECIFICATIONS

Bonomi North America series DAN501S/ SRN501S feature the N501S, Direct mount cast iron lug style, epoxy coated, resilient seat butterfly valves in sizes 1-1/2"-12", with EPDM seat are NSF/ANSI 61/372 certified. The N501S has a stainless steel disc. This series shall offer a dual stem design and ISO 5211/DIN 3337 direct mounting for high cycle automation capabilities.

In addition, the N501S series features a phenolic-backed cartridge seat design which offers a 250 CWP maximum pressure rating, and conforms to ANSI B16.1.

The Valbia pneumatic actuator comes with a hard-anodized aluminum body, and powder coated end caps. In addition, all Valbia pneumatic actuators are standardly furnished with elevated temperature seals to 302F. The patented side loaded limit stops never enter the piston chamber eliminating extra possible leak paths.

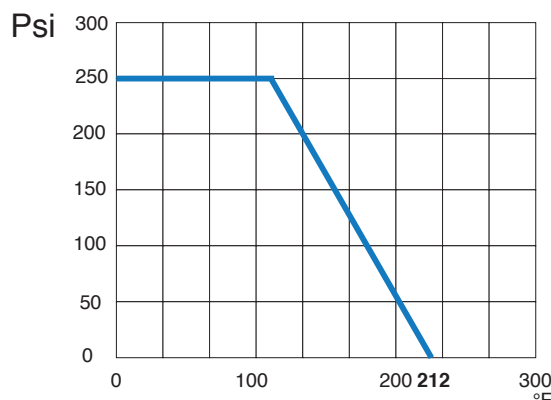
## ACTUATOR FEATURES

- Hard anodized extruded aluminum body
- Concentric spring sets
- Die cast aluminum end caps
- Solid steel barstock pinion (not casting)
- 0°-90° rotation adjustment cam
- 0°-90° rotation adjustment bolts
- POM piston guides
- Minimum air pressure rating: 80 psi
- Maximum air pressure rating: 116 psi
- Working temperature: -4°F - 302°F
- No lubrication maintenance required for the entire actuator lifetime
- 100% factory tested

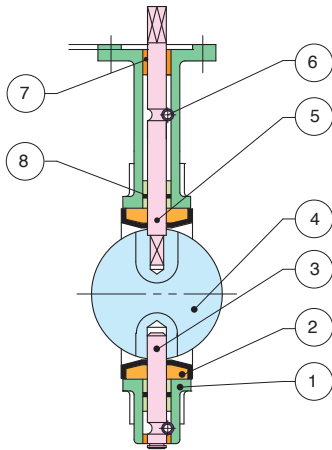
## VALVE FEATURES

- Sizes 1-1/2" to 12"
- ISO 5211 Direct Mount/Square Stem
- Epoxy coated Ductile Iron Lug body
- Stainless steel disc
- EPDM resilient seat (-30°F TO 250°F)
- 531S - VITON seats (10°F TO 300°F)
- 541S - BUNA seats (10°F TO 250°F)
- API609 face to face flange
- Floating dual shaft disc design
- MSS SP 67 compliant
- No pins in disc prevent potential leak points
- NSF/ANSI 61, 372 approved

## PRESSURE TEMPERATURE CHART FOR N501S

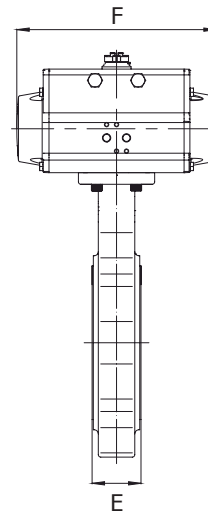
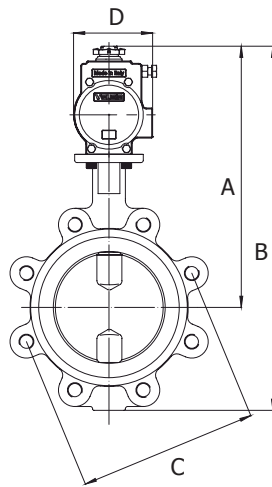


## BILL OF MATERIALS FOR N501S



N POS	PART NAME	MODEL	MATERIAL	N PCS
1	BODY		CAST IRON	1
2	SEAT	N501S	EPDM (-30°F TO 250°F)	1
		531S	VITON (10°F TO 300°F)	
		541S	BUNA (10°F TO 250°F)	
3	LOWER SHAFT		SS416	1
4	DISC		STAINLESS STEEL	1
5	UPPER SHAFT		SS416	1
6	LOCATING PIN		CARBON STEEL	1
7	BUSHING		P.T.F.E.	1
8	O-RING		EPDM	1
9	LEVER		EPOXY-COATED CARBON STEEL	1

## DIMENSIONS



### DAN501S

WITH DOUBLE ACTING ACTUATOR

SIZE	A	B	C	D	E	F	ACT.
1-1/2"	9.71	12.68	4.74	2.80	1.61	5.55	DA52V
2"	10.34	13.49	4.74	2.80	1.65	5.55	DA52V
2-1/2"	10.89	14.39	5.49	2.80	1.70	5.55	DA52V
3"	11.58	15.32	6.00	3.17	1.78	6.46	DA63V
4"	13.03	17.52	7.50	3.72	2.05	8.27	DA75V
5"	13.50	18.50	8.50	3.72	2.14	8.27	DA75V
6"	14.61	20.08	9.50	4.17	2.19	9.47	DA85V
8"	18.45	25.34	11.75	4.84	2.38	10.83	DA100V
10"	19.55	27.54	14.25	5.83	2.58	14.65	DA125V
12"	22.21	31.74	17.00	6.46	3.03	17.13	DA140V

### SRN501S

WITH SPRING RETURN ACTUATOR

SIZE	A	B	C	D	E	F	ACT.
1-1/2"	10.87	13.84	4.74	3.72	1.61	8.27	SR75V
2"	11.50	14.65	4.74	3.72	1.65	8.27	SR75V
2-1/2"	12.05	15.55	5.49	3.72	1.70	8.27	SR75V
3"	12.84	16.58	6.00	4.17	1.78	9.47	SR85V
4"	14.08	18.57	7.50	4.84	2.05	10.83	SR100V
5"	15.91	20.91	8.50	5.39	2.14	13.11	SR115V
6"	16.95	22.42	9.50	5.83	2.19	14.65	SR125V
8"	22.12	29.01	11.75	7.32	2.38	19.69	SR160V
10"	22.64	30.63	14.25	8.38	2.58	19.41	SR180V
12"	CONSULT FACTORY						