

Part No.	Reference No.	Quantity	Description
0000087749~S	*		CABINET
0000087750~S	*		CONTROLS
0000087748~S	*		FAN
0000087747~S	*		GENERAL
0000101891~S	*		MODEL NUMBER DESCRIPTION
0000087752~S	*		OPTIONAL ACCESSORIES
0000087751~S	*		REFRIGERATION

Part No.	Reference No.	Quantity	Description
000003344~P	*		CABINET PARTS LIST



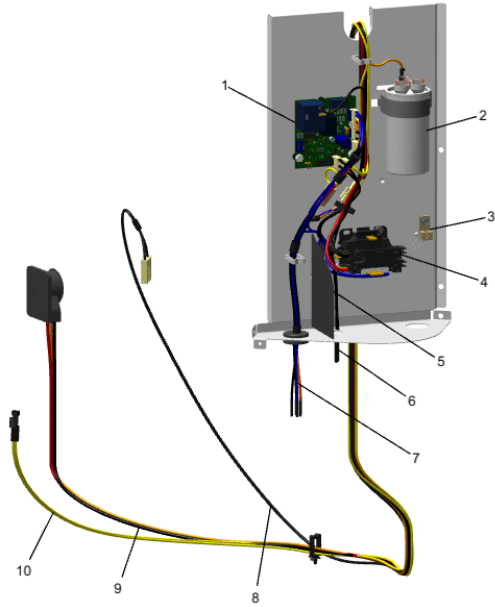
CABINET PARTS LIST

Parts List Number :0000087746

Model Number :A4HP6030A1000AA

Part No.	Reference No.	Quantity	Description
COV05852	1	1	COVER; TOP SR 4
SPC00512	2	1	SPACER; TUBING
COV05853	3	1	COVER; CONTROLS SR
PNL37037	5	1	PANEL; CONTROL SR 4.4
PNL37029	6	3	PANEL; WRAPPER SR 4.4

Part No.	Reference No.	Quantity	Description
0000016818~P	*		CONTROLS PARTS LIST



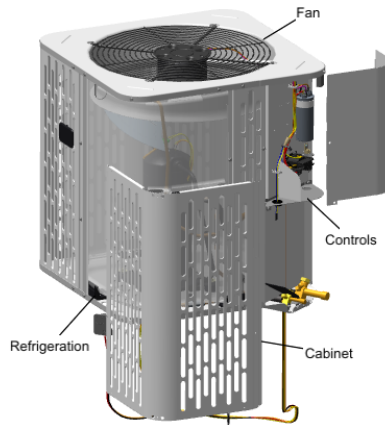
Part No.	Reference No.	Quantity	Description
CNT08177	1	1	CONTROL; DEFROST
CPT01844	2	1	CAPACITOR, RUN, 40/5 MFD, 370V, ROUND, W/O RESISTOR
LUG00012	3	1	LUG, GROUND
CTR03142	4	1	CONTACTOR; (LUG STYLE)
SEN02352	6	1	SENSOR; ASSEMBLY, AMBIENT, 19 IN WIRE LENGTH, -40C TO 105C OP TEMP RANGE, 14 IN WIRE LENGTH, BLACK WIRES
WIR09851	7	1	WIRE; CONTROL PANEL HARNESS, J4 ON DFC TO MS, TO SOV HARNESS
WIR09853	8	1	WIRE; SOV EXT HARNESS
WIR04816	9	1	WIRE; PLUG-SCROLL COMPRESSOR
SEN02852	10	1	SENSOR; COIL TEMP, YELLOW WIRES

Part No.	Reference No.	Quantity	Description
000003321~P	*		FAN PARTS LIST



Part No.	Reference No.	Quantity	Description
MOT16968	1	1	MOTOR; 1/8 HP
GRL02245	2	1	GRILLE; FAN (SR4) (BLACK)
SCR02086	3	4	SCREW; 10-32 TR-3 HXW 3/8 S
GRD01415	4	1	GUARD, TROUGH-LEAD
FAN04321	5	1	FAN; 2 SWEPT BLADE, 27.5" DIA, 21 DEGREES PITCH, .50" BORE, CCW, ALUMINUM, 1 SET SCREW-STEEL

Part No.	Reference No.	Quantity	Description
000004381~P	*		GENERAL ASSEMBLY GRAPHIC



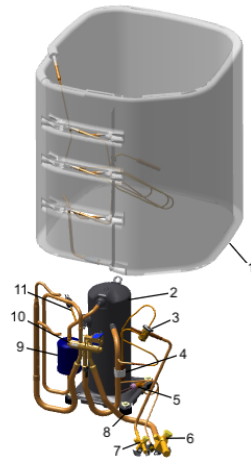
Part No.	Reference No.	Quantity	Description
000009817~P	*		MODEL NUMBER GRAPHIC

MODEL NUMBER DESCRIPTION	75013900	REV A
OUTDOOR UNITS		
<i>Example Model Number:</i> A 4 C A 4 0 3 6 A 1 0 0 0 A A 1 - - - 5 - - - 10 - - - 15		
<p>Digit 1 – Brand A = RunTru Brand</p> <p>Digit 2 – Refrigerant Type 4 = R410a</p> <p>Digit 3,4 – Product Family AC = Air Conditioner HP = Heat Pump</p> <p>Digit 5 – Nominal Efficiency Rating 3 = 13 SEER 4 = 14 SEER 6 = 16 SEER</p> <p>Digits 6,7,8 – Nominal Capacity BTU/Hour x 1000</p> <p>Digit 9 – Major Design Modifications</p> <p>Digit 10 – Electric Power Supply 1 = 200-230/1PH/60Hz or 208-230/1PH/60Hz</p> <p>Digit 11,12,13 – Secondary Function 000 = No Secondary Function</p> <p>Digit 14 – Minor Design Modifications</p> <p>Digit 15 – Unit Parts Identifier</p>		
1 of 1		

Part No.	Reference No.	Quantity	Description
000004136~P	*		OPTIONAL ACCESSORIES LIST

Part No.	Reference No.	Quantity	Description
AY28X079	*	1	KIT; LOW TEMP COOLING (AY28X079)
BAYCCHT302RES	*	1	KIT; CRANKCASE HEATER FOR SCROLLS, 40W, 230V (BAYCCHT302RES), 5.5 DIA, 74 IN LENGTH
BAYISLT101	*	1	KIT; ISOLATOR (BAYISLT101) (CONTAINS A QTY OF 5 ISOLATORS)
BAYKSKT267	*	1	KIT; COMPRESSOR START KIT
BAYLEGS004	*	1	KIT; SNOW LEGS, CONTAINS (4) 4" MOUNTING LEGS
BAYLEGS007	*	1	KIT; SNOW LEGS, CONTAINS (4) 7" MOUNTING LEGS
BAYLOAM108	*	1	LOW AMBIENT KIT
BAYSDEN003	*	1	KIT; SOUND ENCLOSURE, (BAYSDEN003), (MODELS WITH SMALL FRAME (QUANTUM) SCROLL COMPRESSORS NO LARGER THAN 16.4" TALL OR 6.6" IN DIAMETER EXCEPT IN CABI
PNL37058	*	1	PANEL; WRAPPER, DURA WRAP, LOWER LTL BARRIER - 4 SR

Part No.	Reference No.	Quantity	Description
0000017076~P	*		REFRIGERATION PARTS LIST



Part No.	Reference No.	Quantity	Description
COL29774	1	1	COIL; CONDENSER SPINE-FIN
COM11525	2	1	COMPRESSOR; SCROLL, ALLIANCE, SBA024C1CPZ, 2.0 TON, 24,000 BTUH, 208/230-60-1, R410-A, BRAZED, SUCTION 3/4, DISCHARGE 1/2, RLA 14.3
VAL19424	3	1	VALVE; TXV (HXCE-1-ZX200, 86 PSIG)
CLP00181	4	1	CLIP; BULB
SWT03892	5	1	SWITCH; LOW PRESSURE, 35 PSIG OPEN, 55 PSIG RESET SWITCH
VAL19479	6a	1	VALVE; SUCTION (SMV-JA6YHTLA-L16)
CAP01315	6b	1	CAP; SERVICE LIQUID VALVE, BRASS, 1.06 OD X 0.81 ID X 15/16-20UNEF-2B
VAL09293	7a	1	VALVE, SERVICE LIQUID, .38 OD X .38 OD, VALVE ASSY
CAP01336	7b	1	CAP; SERVICE LIQUID VALVE, BRASS, 0.75 OD X 0.57 ID X 11/16-28UN-2B
SCR01914	8	4	SCREW, ASSEMBLY COMPRESSOR, 5/16-12 TYPE B, W/WASHER & SLEEVE
MFL00806	9	1	MUFFLER; 1/2 ODF CONNECTION (DRIER COULD BE PAINTED EITHER SMOKE GRAY OR NAVY BLUE)
VAL08882	10	1	VALVE; SWITCHOVER, 4 TON (INCLUDES SOLENOID COIL)
SWT03273	11	1	SWITCH, HIGH PRESSURE, SPST, OPEN @ 650 PSIG, CLOSE @ 500 PSIG, 88" YELLOW LEAD