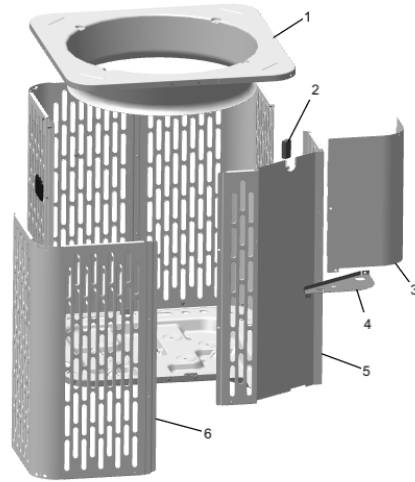


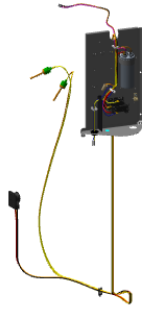
Part No.	Reference No.	Quantity	Description
0000087749~S	*		CABINET
0000087750~S	*		CONTROLS
0000087748~S	*		FAN
0000087747~S	*		GENERAL
0000101891~S	*		MODEL NUMBER DESCRIPTION
0000087751~S	*		REFRIGERATION

Part No.	Reference No.	Quantity	Description
0000032587~P	*		CABINETRY PARTS LIST



Part No.	Reference No.	Quantity	Description
PAN04325	*	1	PAN; BASE
SCR02010	*	45	SCREW; 12-18 AB HXW 1/2 SN
SCR02054	*	45	SCREW; 12-18 AB HXW 1/2 SN
COV05852	1	1	COVER; TOP SR 4
COV05853	3	1	COVER; CONTROLS SR
BRK05354	4	1	BRACKET; BOTTOM-CONTROLS SR
PNL37038	5	1	PANEL; CONTROL SR 4.6
PNL37030	6	3	PANEL; WRAPPER SR 4.6

Part No.	Reference No.	Quantity	Description
0000026051~P	*		CONTROLS PARTS LIST



Part No.	Reference No.	Quantity	Description
CNT08176	*	1	CONTROL; DEFROST, 5.5 X 3.0
CON00241	*	1	CONNECTOR; WIRE
PLU01345	*	1	PLUG; SCROLL COMPRESSOR HARNESS >3T
SCR01918	*	3	SCREW, 10-24 THREAD ROLL, INDENT HEX WASHER HD
SCR01924	*	2	SCREW; 6-32 X .75, THREAD ROLLING SCREWS-ZINC PLATED, HEX WASHER
SEN02352	*	1	SENSOR; ASSEMBLY, AMBIENT, 19 IN WIRE LENGTH, -40C TO 105C OP TEMP RANGE, 14 IN WIRE LENGTH, BLACK WIRES
SEN02852	*	1	SENSOR; COIL TEMP, YELLOW WIRES
WIR07599	*	1	WIRE; HARNESS, CONTROL BOX, K2B ON DFC TO MS & MOTOR
WIR09851	*	1	WIRE; CONTROL PANEL HARNESS, J4 ON DFC TO MS, TO SOV HARNESS
WIR09853	*	1	WIRE; SOV EXT HARNESS
CPT00449	1	1	CAPACITOR; RUN, 45 MFD, 370V, ROUND, W/O RESISTOR
LUG00012	2	1	LUG, GROUND
CTR03143	3	1	CONTACTOR; (LUG STYLE)

Part No.	Reference No.	Quantity	Description
0000033552~P	*		FAN PARTS LIST



Part No.	Reference No.	Quantity	Description
NUT00845	*	4	NUT; FLANGE NIBBED
MOT19942	1	1	MOTOR; SPEC-VARIABLE SPEED
GRL01348	2	1	GRILLE; FAN, 29 IN DIA, SPIRAL WIRE, BASALT GREY
BLD01362	5	1	BLADE; FAN BASE 4 SWEPT

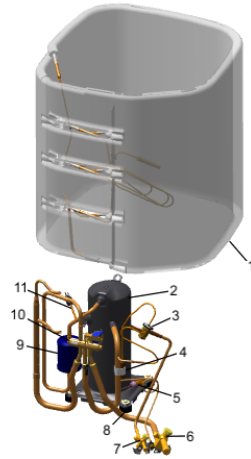
Part No.	Reference No.	Quantity	Description
000004381~P	*		GENERAL ASSEMBLY GRAPHIC



Part No.	Reference No.	Quantity	Description
000009817~P	*		MODEL NUMBER GRAPHIC

MODEL NUMBER DESCRIPTION	75013900	REV A
OUTDOOR UNITS		
<i>Example Model Number:</i> A 4 C A 4 0 3 6 A 1 0 0 0 A A 1 - - - 5 - - - 10 - - - 15		
Digit 1 – Brand A = RunTru Brand		
Digit 2 – Refrigerant Type 4 = R410a		
Digit 3,4 – Product Family AC = Air Conditioner HP = Heat Pump		
Digit 5 – Nominal Efficiency Rating 3 = 13 SEER 4 = 14 SEER 6 = 16 SEER		
Digits 6,7,8 – Nominal Capacity BTU/Hour x 1000		
Digit 9 – Major Design Modifications		
Digit 10 – Electric Power Supply 1 = 200-230/1PH/60Hz or 208-230/1PH/60Hz		
Digit 11,12,13 – Secondary Function 000 = No Secondary Function		
Digit 14 – Minor Design Modifications		
Digit 15 – Unit Parts Identifier		
1 of 1		

Part No.	Reference No.	Quantity	Description
0000026167~P	*		REFRIGERATION PARTS LIST



Part No.	Reference No.	Quantity	Description
CAP01411	*	1	CAP; SERVICE VALVE, BRASS, 1.19 OD X 0.93 ID X 17/16-20UN-2B
CAP01431	*	1	CAP; SERVICE VALVE
PLU00417	*	0	PLUG; TUBE
SCR02054	*	4	SCREW; 12-18 AB HXW 1/2 SN
SLV00082	*	0	SLEEVE;
SLV00083	*	0	SLEEVE;
TER00312	*	0	TERMINAL; 8IN. TIE CABLE
TIE00007	*	0	TIE;CABLE
TIE00023	*	5	TIE;CABLE, 8.00IN.
TUB02810	*	16	TUBE; TRANSITION
TUB11547	*	16	TUBE; TRANSITION ASSEMBLY
CLP00181		1	CLIP; BULB
COL29776	1	0	COIL; CONDENSER SPINE-FIN
COM13577	2	1	COMPRESSOR; SCROLL, 2.83 TON, R-410A, 230V/1PH/60HZ WITH ALUMINUM MOTOR
VAL19426	3	1	VALVE; TXV (HXCE-2-ZX200, 88 PSIG)
VAL19480	6a	1	VALVE; SUCTION (SMV-JA7YHTLA-L19)
CAP01336	7	1	CAP; SERVICE LIQUID VALVE, BRASS, 0.75 OD X 0.57 ID X 11/16-28UN-2B
SCR02010	8	4	SCREW; 12-18 AB HXW 1/2 SN
MFL00806	9	1	MUFFLER; 1/2 ODF CONNECTION (DRIER COULD BE PAINTED EITHER SMOKE GRAY OR NAVY BLUE)
VAL08884	10	1	VALVE; SWITCHOVER, 6 TON, 5/8 IN ODF X 7/8 IDF CONNECTION (INCLUDES SOLENOID COIL)
SWT03277	11	1	SWITCH, HIGH PRESSURE, SPST, OPEN AT 650 PSIG, CLOSE AT 500 PSIG, 91 IN. YELLOW AND RED LEAD