


<b>Part No.</b>	<b>Reference No.</b>	<b>Quantity</b>	<b>Description</b>
0000087749~S	*		CABINET
0000087750~S	*		CONTROLS
0000087747~S	*		GENERAL
0000101891~S	*		MODEL NUMBER DESCRIPTION
0000087751~S	*		REFRIGERATION

Part No.	Reference No.	Quantity	Description
0000030402~P	*		CABINETRY PARTS LIST

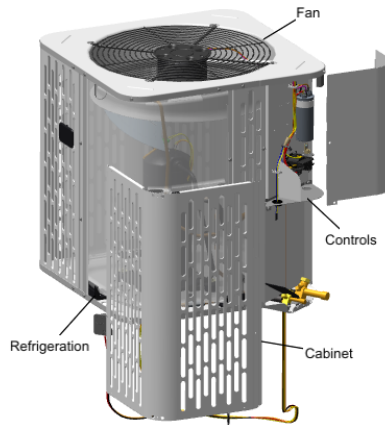
<b>Part No.</b>	<b>Reference No.</b>	<b>Quantity</b>	<b>Description</b>
PAN04335	*	1	PAN; BASE SR 3
SCR02010	*	41	SCREW; 12-18 AB HXW 1/2 SN
SCR02054	*	41	SCREW; 12-18 AB HXW 1/2 SN
COV05851	1	1	COVER; TOP SR 3
PNL37025	2	3	PANEL; WRAPPER SR 3.3
PNL37033	4	1	PANEL; CONTROL SR 3.3
BRK05354	5	1	BRACKET; BOTTOM-CONTROLS SR
COV05853	6	1	COVER; CONTROLS SR

Part No.	Reference No.	Quantity	Description
0000026052~P	*		CONTROLS PARTS LIST



Part No.	Reference No.	Quantity	Description
CNT08177	*	1	CONTROL; DEFROST
CON00241	*	1	CONNECTOR; WIRE
PLU01344	*	1	PLUG; SCROLL COMPRESSOR HARNESS <3T
SCR01918	*	3	SCREW, 10-24 THREAD ROLL, INDENT HEX WASHER HD
SCR01924	*	2	SCREW; 6-32 X .75, THREAD ROLLING SCREWS-ZINC PLATED, HEX WASHER
SEN02352	*	1	SENSOR; ASSEMBLY, AMBIENT, 19 IN WIRE LENGTH, -40C TO 105C OP TEMP RANGE, 14 IN WIRE LENGTH, BLACK WIRES
SEN02853	*	1	SENSOR; COIL TEMP
WIR09851	*	1	WIRE; CONTROL PANEL HARNESS, J4 ON DFC TO MS, TO SOV HARNESS
WIR09852	*	1	WIRE; SOV EXT HARNESS
CPT00977	1	1	CAPACITOR; DUAL, 35/5 MFD, 440V, ROUND, W/O RESISTOR
LUG00012	2	1	LUG, GROUND
CTR03142	3	1	CONTACTOR; (LUG STYLE)

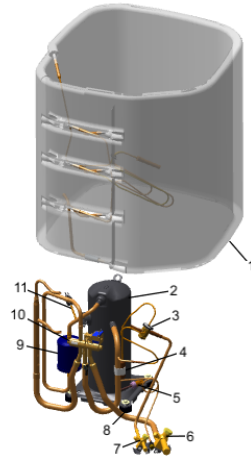
Part No.	Reference No.	Quantity	Description
000004381~P	*		GENERAL ASSEMBLY GRAPHIC



Part No.	Reference No.	Quantity	Description
000009817~P	*		MODEL NUMBER GRAPHIC

MODEL NUMBER DESCRIPTION	75013900	REV A
<b>OUTDOOR UNITS</b>		
<i>Example Model Number:</i> <b>A 4 C A 4 0 3 6 A 1 0 0 0 A A</b> 1 - - - 5 - - - 10 - - - 15		
<p><b>Digit 1 – Brand</b> A = RunTru Brand</p> <p><b>Digit 2 – Refrigerant Type</b> 4 = R410a</p> <p><b>Digit 3,4 – Product Family</b> AC = Air Conditioner HP = Heat Pump</p> <p><b>Digit 5 – Nominal Efficiency Rating</b> 3 = 13 SEER 4 = 14 SEER 6 = 16 SEER</p> <p><b>Digits 6,7,8 – Nominal Capacity</b> BTU/Hour x 1000</p> <p><b>Digit 9 – Major Design Modifications</b></p> <p><b>Digit 10 – Electric Power Supply</b> 1 = 200-230/1PH/60Hz or 208-230/1PH/60Hz</p> <p><b>Digit 11,12,13 – Secondary Function</b> 000 = No Secondary Function</p> <p><b>Digit 14 – Minor Design Modifications</b></p> <p><b>Digit 15 – Unit Parts Identifier</b></p>		
1 of 1		

Part No.	Reference No.	Quantity	Description
0000033575~P	*		REFRIGERATION PARTS LIST



Part No.	Reference No.	Quantity	Description
CAP01336	*	1	CAP; SERVICE LIQUID VALVE, BRASS, 0.75 OD X 0.57 ID X 11/16-28UN-2B
CLP00223	*	1	CLIP; BULB
CLP00233	*	1	CLIP; HOLDING
PLU00417	*	0	PLUG; TUBE
SCR02054	*	4	SCREW; 12-18 AB HXW 1/2 SN
SLV00082	*	0	SLEEVE;
SLV00083	*	0	SLEEVE;
SWT04657	*	1	SWITCH; LOW PRESSURE BZ
TER00312	*	0	TERMINAL; 8IN. TIE CABLE
TIE00007	*	0	TIE;CABLE
TIE00023	*	3	TIE;CABLE, 8.00IN.
TUB02810	*	8	TUBE; TRANSITION
TUB11547	*	8	TUBE; TRANSITION ASSEMBLY
VAL20538	*	1	VALVE-SER LIQ O(06-06)
COL31645	1	1	COIL; ASM-REPL PACKOUT
COM13740	2	1	COMPRESSOR; SCROLL, ALLIA
VAL19424	3	1	VALVE; TXV (HXCE-1-ZX200, 86 PSIG)
VAL19479	6	1	VALVE; SUCTION (SMV-JA6YHTLA-L16)
CAP01315	7	1	CAP; SERVICE LIQUID VALVE, BRASS, 1.06 OD X 0.81 ID X 15/16-20UNEF-2B
SCR02010	8	4	SCREW; 12-18 AB HXW 1/2 SN
MFL00806	9	1	MUFFLER; 1/2 ODF CONNECTION (DRIER COULD BE PAINTED EITHER SMOKE GRAY OR NAVY BLUE)
VAL08991	10	1	VALVE; SWITCHOVER, 3 TON, .50 IDF X .75 OD, W/ 24V SOLENOID COIL
SWT03274	11	1	SWITCH, HIGH PRESSURE, SPST, OPEN @ 650 PSIG, CLOSE @ 500 PSIG, 75" YELLOW LEAD